



DEFENDER - VIN: 412051 >

Electrical Reference Library (1a)

JLR 16 25 21\_IE

Published by Land Rover

© Land Rover 2011

While every effort is made to ensure accuracy, design changes to the vehicle may be made in the period between the completion of this publication and the introduction of vehicles. All rights reserved. No part of this publication may be reproduced, stored in a retrieval system or transmitted in any form, electronic, mechanical, recording or other means without prior written permission from Land Rover. Paper copies of this document are uncontrolled, always refer to the electronic source material for the latest information.

# USING THIS PUBLICATION

## HEALTH AND SAFETY

Always follow health and safety guidelines, specifically the Electrical Precautions detailed in the Workshop Manual.

### Important

The information provided in this publication is for use only by competent, qualified auto-electricians. Good product knowledge is assumed, as well as the ability to access and use recommended test equipment and other reference material provided.

### Test equipment and other reference material

The information in this publication should be used in conjunction with the recommended test equipment; refer to Workshop Manual. Other reference material includes: Electrical Circuit Diagrams, Technical Service Bulletins (TSB) and the Workshop Manual.

### Battery disconnection and reconnection

It is imperative that any information relating to battery disconnection and reconnection is followed; refer to the appropriate sections in the Workshop Manual.

### Fault diagnosis

Always use the recommended test equipment and test procedures for correct and reliable fault diagnosis; refer to the appropriate sections in the Workshop Manual.

**NOTE: Before starting electrical checks on the vehicle, ensure that relevant mechanical functions operate satisfactorily; refer to the appropriate section of the Workshop Manual.**

### Abbreviations and acronyms

Abbreviation	Description
APP	Accelerator pedal position
ABS	Anti-lock braking system
ACCM	Auxiliary climate control module
AFS	Adaptive front lighting system
A	Ampere
ATCM	Automatic temperature control module
AVI	Audio video input
BBUS	Battery backed-up sounder
BJB	Battery junction box
CAN	Controller area network
cav	Cavity
CBC	Corner brake control
Cct	Circuit
col	Colour
CSA	Cross sectional area

CJB	Central junction box
CLS	Central locking system
CO	Carbon monoxide
D	Drive
DAB	Digital audio broadcasting
DAR	Drive away release
Destn	Destination
DC	Direct current
DSC	Dynamic stability control
DTC	Diagnostic trouble code
EBA	Emergency brake assist
EBD	Electronic brake-force distribution
ECM	Engine control module
ECT	Engine coolant temperature
ECU	Electronic control unit
EDC	Engine drag-torque control
EMS	Engine management system
ETC	Electronic traction control
FET	Field effect transistor
FFBH	Fuel fired booster heater
HDC	Hill descent control
HLD	High level definition
I/BOC	In-band on-channel
IHU	Integrated head unit
in	Inches
kHz	Kilohertz
km/h	Kilometers per hour
LCD	Liquid crystal display
LED	Light emitting diode
LF	Low frequency
LH	Left hand
LHD	Left hand drive
LIN	Local interconnect network
MIL	Malfunction indicator lamp
mm	Millimeters
MOST	Media orientated system transport
mph	Miles per hour
ms	Milliseconds
M/S	Manual/sport
N	Neutral
NAS	North American specification
NOx	Nitrogen oxide
NTC	Negative temperature co-efficient
P	Park

PWM	Pulse width modulation
R	Reverse
RF	Radio frequency
RH	Right hand
RHD	Right hand drive
RSC	Roll stability control
SDARS	Satellite digital audio radio service
SPE	Single point entry
SRS	Supplemental restraint system
TCM	Transmission control module
TMC	Traffic message channel
TPMS	Tire pressure monitoring system
TV	Television
UK	United Kingdom
V	Volt
VICS	Vehicle information and communication system

## Wire colour codes

The following list contains wire colour codes used on the vehicle harnesses.

Code	Colour
BK or B	Black
GN or G	Green
PK or K	Pink
LG	Light green
BN or N	Brown
OG or O	Orange
VT or P	Purple
RD or R	Red
GY or S	Grey (Slate)
T	Transparent
BU or U	Blue
WH or W	White
YE or Y	Yellow

## Connector details

A page is dedicated to each connector, with the information presented in a standard format. Connector information comprises:

- **Connector Number** – The assigned number, prefixed 'C'.
- **Description** – Usually derived from the component to which the connection is made.
- **Location** – Used in conjunction with the photograph to determine the location of the connector.

**Note: References to the LH or RH side given in this document are made when viewing the vehicle from the rear.**

- **Photograph** – Shows the location of the subject connector. In most cases the photograph will indicate the amount of trim removal necessary to reveal the connector. For convenience, some photographs identify more than one connector.
- **Face View** – An outline of the connector housing, viewed from the front, showing pin numbers (if applicable).
- **Part No.** – The part number as it appears on the harness drawing (if applicable).
- **Colour** – If applicable, the colour of the connector housing is shown. NATURAL is used to describe connectors with a clear/translucent plastic finish.
- **Gender** – If applicable, identifies the gender of the connector pins (NOT the housing) as Male or Female. Generally, connectors mating directly into a component have Female pins.
- **Type** – Generic connector group.
- **No. of Ways** – Identifies the number of cavities within the connector.
- **Service Repair Kits (where applicable)** – Gives details of all harness repair kits applicable to the connector. If a connector has different types of cavity, more than one service repair kit will be required.
- **Wire Chart (Pin-out table)** – A six column table, giving details of each wire within the connector:

1. **Cav:** The connector pin (cavity) number.

**NOTE: Wires may not be fitted to all cavities.**

2. **Terminal:** Part number of the pin.

**NOTE: Some wires do not have terminals, for example: antennae.**

3. **CSA:** The cross sectional area of the wire in mm<sup>2</sup>.

4. **Col:** The colour of wire populating the connector pin.

5. **Cct:** Identifies the model or option which uses the wire. 'ALL' means applicable to all models in the range fitted with the feature or system in question. In instances where different models, features or systems require different colour wires to be fitted in a cavity, each instance of the cavity is included in the pin-out table.

6. **Destn:** The destination of the wire.

Sample wire chart – 6 pin connector

Cav	Terminal	CSA	Col	Cct	Destn
1	AFU3728	4.50	N	2	C0571-3
1	AFU3728	4.50	N	6	C0571-5
2	AFU3725	3.00	NW	6	C0588-6
2	AFU3725	3.00	NW	2	C0588-2
3	AFU3728	4.50	NR	2	C0571-3
3	AFU3728	4.50	NR	6	C0571-3
4	AFU3725	3.00	WR	6	C0588-4
4	AFU3725	3.00	WR	2	C0588-4
6	AFU3725	2.50	SU	6	C0588-6
6	AFU3725	2.50	SU	2	C0588-3

# HARNESSES REPAIRS

## Introduction

**CAUTION: The harness must be replaced when the damage is attributed to excessive current flow or where there is evidence of over-heating.**

Never attempt to repair the following:

- Any connector terminal.
- Any Media Orientated System Transport (MOST) network harnesses.
- Supplemental Restraint System (SRS) firing circuits.
- Link lead assemblies, which are unique to safety critical areas such as ABS and thermocouple circuits; a typical example is the ABS wheel speed sensor with moulded connector.
- Any wires with a cross sectional area (CSA) greater than 6.0mm.
- Screened cables and leads.

If damage occurs to any of the above areas, an overlay harness must be used. These are available through the normal parts ordering process.

## Repair Kit

- Crimping tool.
- Wire cutter/stripper.
- Heat-shrink sleeving.
- Wire colour identification rings.
- Splice connectors.
- Pre-terminated leads (connector pins with 90mm wire 'pig tails').
- Connector housings.
- Connector pin extractor tools.

In order to carry out a repair, a suitable hot-air gun and heat resistant blanket will also be required (these can be sourced locally).

## Part Harnesses

In addition to the items included in the harness repair kits, part harnesses are also available to effect repairs on the vehicle. These part harnesses can be viewed via 'Microcat' and are available through the normal parts ordering process.

## Repair Guidelines

The Harness Repair Kit includes an illustrated instruction booklet, however the following additional repair guidelines must be followed:

### Twisted Pairs

Twisted pairs of wires (CAN bus, ABS wiring, etc.) can be repaired as required. When repairing a twisted pair of wires do not unwind the existing wires any more than necessary. Before completing the repair, replicate as closely as possible the original twisting pattern on any new wiring.

### Splice Connectors

It is undesirable to make more than five repair joints on the wiring to any harness connector, where more repairs are required at the same connector, the harness should be replaced.

Whenever a repair is required, the position of the splice connectors must be staggered. This keeps the bulk of the repaired area to a minimum, ensuring all trim can be refitted correctly after the repair has been effected.

## Replacement Connectors

If a connector is damaged and needs replacing, use the tools contained in the Harness Repair Kit to relocate the wires into the replacement connector. Only relocate one wire at a time, ensuring it is fitted to the correct cavity in the new connector.

## Gold Connector Pins

A number of vehicle connectors are fitted with gold plated pins. Do not replace gold connector pins with tin connector pins as this will lead to early failure of the electrical contact.

## Repair Methods

**CAUTION: Before commencing a repair, disconnect the vehicle battery and wait one minute to allow the SRS and Satellite Navigation systems time to de-energise.**

The following process should be used when carrying out a repair:

**NOTE: Before commencing a repair, refer to the appropriate 'Service Repair Kit' table (see example in Table I below) for details of the correct tools and replacement components. The 'Service Repair Kit' table (where appropriate) can be found beneath the 'Connector Details' in the Electrical Reference Library (ERL).**

YPL101910	0.75 CSA	
Cavities I-9, I1-I5		
418-549-04	Pre-terminated lead	I
418-112	Identification rings (small)	I
418-107	Splice (red, CSA; 0.25-1.6)	I
418-117	Wire cutter/stripper	I
418-116A	Applicator	I
418-616	Extract tool	I
418-595	Extract tool	I

The following process should be used when carrying out a repair:

1. Using the wire cutter/stripper, cut the wire to be repaired and strip the required amount of insulation from the wire.
2. Slide an appropriately sized heat shrink sleeve over the bare end wire for later use.
3. Remove the damaged connector pin from the connector housing using the appropriate extraction tools.
4. Select the correct connector pin, pre-terminated lead and fit the appropriate wire colour identification rings.
5. Select the correct size of splice connector from the kit.

**CAUTION: The crimping tool jaws perform two different crimps simultaneously: one crimps the wire insulation; one crimps the bare wire. Ensure the splice connector is placed correctly in the tool or the wire will be insufficiently crimped and a poor electrical contact may result.**

6. The crimping tool contains three sets of jaws. The jaw colours correspond to the splice connector colour. Select the correct jaw and crimp the splice connector to the harness bare-end wire.
7. Using the tool, crimp the pre-terminated lead to the splice connector.

**CAUTION: Place the heat resistant blanket in a suitable position to avoid heat damage to adjacent components and trim.**

**CAUTION: Do not overheat the repair as degradation and subsequent failure of the connection may result.**

8. Slide the previously fitted heat shrink sleeve into position over the splice connector. Using the hot-air gun to the

manufacturer's guidelines, apply heat evenly to the heat shrink sleeve until it is tightly shrunk around the splice connector.

9. Connect the repaired wire to the connector housing.
10. Repeat steps 1 to 9 for any further damaged wires.

# FIBRE OPTICS

## General

The fibre optic system installed uses Media Oriented Systems Transport (MOST), which is a multimedia network, optimized for automotive applications. Its design allows it to provide a low-overhead and low-cost interface for the simplest of devices, such as microphones and speakers. More intelligent devices can automatically determine the features and functions provided by all other devices on the network and establish sophisticated control mechanisms without distracting the driver.

Under normal installation conditions the system is robust and failures should not occur. However, since the optical fibres convey data using infra-red light, it is vital the passage of light down the fibre is unobstructed. Obstruction of infra-red light can be caused by:

- Contamination of the fibre ends.
- Damage to the fibre ends.
- Bending, kinking or damaging the cable.

**NOTE: Fibres damaged by kinking or exposure of the optical core due to abrasion must be replaced.**

## Handling

Take special care to avoid damage or contamination when handling or working in the vicinity of fibre optic cables and connectors.

**NOTE: Damage or contamination includes scratches to the cable ends and pollution caused by dust, dirt, oil or moisture.**

**CAUTION: When handling fibre optic cables cleanliness is of paramount importance. The fibre ends should not be touched even with clean bare hands as the natural oils deposited from the skin may penetrate the fibre or may cause dirt to adhere to the fibre end.**

System malfunctions and unnecessary warranty claims can be minimised by following these guidelines:

- After disconnection of any cables, carefully install appropriate dust caps to protect the mating faces of the connectors from damage or contamination.
- Avoid introducing tight bends (less than 30mm radius) or kinks into the fibre optic cable during service or repair. Tight bends or kinks could impair operation, cause immediate system failure, or future system failure.
- Avoid excessive force, strain or stress on the fibres and connectors, especially permanent stress after reinstallation.

# DEFENDER

- **[-] INTRODUCTION**

- [Title Page](#)
- [USING THIS PUBLICATION](#)
- [HARNES REPAIRS](#)
- [FIBRE OPTICS](#)

- **[-] RIGHT-HAND DRIVE**

- [TABLE OF CIRCUIT OPTION CODES](#)
- [C0001 Turn signal indicator/ hazard warning lamp-Front LH](#)
- [C0002 Turn signal indicator/ hazard warning lamp-Front RH](#)
- [C0003 Horn-LH](#)
- [C0004 Horn-RH](#)
- [C0007L Switch-Bonnet](#)
- [C0007R Switch-Bonnet](#)
- [C0008 Pump-Washer-Windscreen](#)
- [C0009 Headlamp-LH](#)
- [C0011 Headlamp-RH](#)
- [C0012 Lamp-Side repeater-Front-RH](#)
- [C0013 Lamp-Side repeater-Front-LH](#)
- [C0021 Pump-Washer-Rear screen](#)
- [C0026L Switch-Brake-fluid level](#)
- [C0026R Switch-Brake-fluid level](#)
- [C0028L Switch-Ignition](#)
- [C0028R Switch-Ignition](#)
- [C0029L Switch-Brake pedal](#)
- [C0029R Switch-Brake pedal](#)
- [C0030 Motor-Wiper-Windscreen](#)
- [C0030 Motor-Wiper-Windscreen](#)
- [C0031L Switch-Brake-fluid level](#)
- [C0031R Switch-Brake-fluid level](#)
- [C0034 Generator](#)
- [C0040L Diagnostic socket](#)
- [C0040R Diagnostic socket](#)
- [C0041 Lighting control switch](#)
- [C0045 Battery](#)
- [C0049L Transponder coil](#)
- [C0049R Transponder coil](#)
- [C0051 Switch-Blower motor](#)
- [C0053 Generator](#)
- [C0056R Motor-Blower-Front](#)
- [C0057L ECU-Alarm](#)
- [C0057R ECU-Alarm](#)
- [C0058 Switch-Blower motor](#)
- [C0061L ECU-Alarm](#)
- [C0061R ECU-Alarm](#)
- [C0064 Switch-Fog guard-lamp-Rear](#)
- [C0068L Resistor-Blower-motor](#)
- [C0068R Resistor pack](#)
- [C0070 Motor-Headlamp-levelling-RH](#)
- [C0071 Motor-Headlamp-levelling-LH](#)
- [C0072 Switch-Heated-rear screen](#)
- [C0073 Switch-Washer-Rear screen](#)
- [C0074 Cigar lighter-Front](#)
- [C0075L Switch-Brake pedal](#)
- [C0075R Switch-Brake pedal](#)
- [C0079 Switch-Wiper-Rear](#)
- [C0089 Cigar lighter-Front](#)
- [C0090L Switch-Ignition](#)

- o [C0090R Switch-Ignition](#)
- o [C0091 Switch-Handbrake](#)
- o [C0092 Radio-CD player](#)
- o [C0093 Switch-Headlamp-levelling](#)
- o [C0094L Switch-Ignition](#)
- o [C0094R Switch-Ignition](#)
- o [C0096 Switch-Hazard-warning](#)
- o [C0098 Radio-CD player](#)
- o [C0099L Switch-Ignition](#)
- o [C0099R Switch-Ignition](#)
- o [C0100 Switch-Buckle-Driver](#)
- o [C0104 Switch-Door-Rear-LH](#)
- o [C0108 Switch-Door-Rear-RH](#)
- o [C0114 Unit-Fuel Tank](#)
- o [C0115 Unit-Fuel Tank](#)
- o [C0121 Tail lamp unit-LH](#)
- o [C0123 Switch-Override-Inertia switch](#)
- o [C0124 Relay-Rear-wiper](#)
- o [C0125 Tail lamp unit-RH](#)
- o [C0127 Clutch-Compressor-Air-conditioning \(A/C\)](#)
- o [C0131 Switch-Heated-front screen](#)
- o [C0138 License plate lamp](#)
- o [C0139 License plate lamp](#)
- o [C0140 License plate lamp](#)
- o [C0149 Sensor-Mass air-flow \(MAF\)](#)
- o [C0162 Engine harness to main harness](#)
- o [C0163 Switch-Reverse-lamp](#)
- o [C0168 Sensor-Crankshaft-position \(CKP\)](#)
- o [C0175 Sensor-Throttle-position \(TP\)](#)
- o [C0176 Sensor-Camshaft-position \(CMP\)](#)
- o [C0178 Starter motor](#)
- o [C0179 Starter motor](#)
- o [C0187 Switch-Oil pressure](#)
- o [C0189 ECU-Glow plug](#)
- o [C0190 ECU-Glow plug](#)
- o [C0192 Battery](#)
- o [C0195 Speed transducer](#)
- o [C0232 Clock-Analogue](#)
- o [C0237 Heated seat-LH](#)
- o [C0242 Switch-Window-Front-RH](#)
- o [C0247 Heated windshield](#)
- o [C0249 Switch-Heater-Seat-RH](#)
- o [C0250 Switch-Heater-Seat-LH](#)
- o [C0259 Roof harness to main harness](#)
- o [C0266L Switch-Door-LH](#)
- o [C0266R Switch-Door-LH](#)
- o [C0272 Throttle-EGR-Inlet](#)
- o [C0275 Switch pack-Air-conditioning \(A/C\)](#)
- o [C0278 Switch-Wash/wipe-Windscreen](#)
- o [C0280A Fan-Condenser](#)
- o [C0282L Relay-Headlamp](#)
- o [C0282R Relay-Headlamp](#)
- o [C0285 Header](#)
- o [C0286 Header](#)
- o [C0287 Header](#)
- o [C0288 Header](#)
- o [C0289 Header](#)
- o [C0303L ECU-Delay-Windscreen-wiper](#)
- o [C0303R ECU-Delay-Windscreen-wiper](#)
- o [C0306 Differential lock unit](#)
- o [C0308 Rear Speaker-RH](#)

- o [C0309 Rear Speaker-RH](#)
- o [C0310 Rear Speaker-LH](#)
- o [C0311 Rear Speaker-LH](#)
- o [C0321 Switch-Window-Front-LH](#)
- o [C0322 Passenger door harness to main harness](#)
- o [C0326 Motor-Window-Front](#)
- o [C0327 Motor-Central door-locking-Passenger](#)
- o [C0336 Driver door harness to main harness](#)
- o [C0338 Driver door harness to main harness](#)
- o [C0340 Front Speaker-LH](#)
- o [C0342 Motor-Central door-locking-Driver](#)
- o [C0355 Lamp-Interior-Front](#)
- o [C0356 Lamp-Interior-Rear](#)
- o [C0357 Lamp-Interior-Rear](#)
- o [C0359 Sensor-Ultrasonic](#)
- o [C0361 Earth-Radio](#)
- o [C0369 Front Speaker-RH](#)
- o [C0376 Main harness to chassis harness](#)
- o [C0381 Heated rear window \(HRW\)](#)
- o [C0382 Heated rear window \(HRW\)](#)
- o [C0388 Motor-Wiper-Rear screen](#)
- o [C0390 Chassis harness to main harness](#)
- o [C0411 Engine control-module \(ECM\)](#)
- o [C0434 Earth-ABS modulator](#)
- o [C0448 Main harness to engine harness](#)
- o [C0459 Main harness to front door harness](#)
- o [C0460 Main harness to door harness](#)
- o [C0461 Main harness to front door harness](#)
- o [C0462 Door harness to main harness](#)
- o [C0463L Main harness to passenger door harness](#)
- o [C0463R Main harness to passenger door harness](#)
- o [C0464 Main harness to door harness](#)
- o [C0476 Glow plug](#)
- o [C0477 Glow plug](#)
- o [C0478 Glow plug](#)
- o [C0479 Glow plug](#)
- o [C0488 Main harness to roof harness](#)
- o [C0489 Tail lamp unit-RH](#)
- o [C0490 Tail lamp unit-LH](#)
- o [C0499 Trailer pick-up](#)
- o [C0501L Modulator-ABS](#)
- o [C0501R Modulator-ABS](#)
- o [C0502 Wheel speed Sensor-Rear-LH](#)
- o [C0503 Wheel speed Sensor-Rear-RH](#)
- o [C0516L Wheel speed Sensor-Front-LH](#)
- o [C0516R Wheel speed Sensor-Front-LH](#)
- o [C0517 Wheel speed Sensor-Front-RH](#)
- o [C0520 Unit-Sounder-Alarm](#)
- o [C0522 Fuel injector-No.1](#)
- o [C0523 Fuel injector-No.2](#)
- o [C0524 Fuel injector-No.3](#)
- o [C0525 Fuel injector-No.4](#)
- o [C0530 Front Tweeter-LH](#)
- o [C0531 Front Tweeter-RH](#)
- o [C0536L Relay-Hazard-warning](#)
- o [C0536R Relay-Hazard-warning](#)
- o [C0537 Lamp-Side-Front-RH](#)
- o [C0538 Lamp-Side-Front-LH](#)
- o [C0543 ECU-Lamp-Fog-guard-Rear](#)
- o [C0550 Header-Earth](#)
- o [C0556 Ground point](#)

- [C0557 Ground point](#)
- [C0558 Ground point](#)
- [C0559 Ground point](#)
- [C0564 Ground point](#)
- [C0565 Ground point](#)
- [C0570B Junction box-Battery](#)
- [C0570C Junction box-Battery](#)
- [C0570D Junction box-Battery](#)
- [C0570E Junction box-Battery](#)
- [C0570F Junction box-Battery](#)
- [C0570G Junction box-Battery](#)
- [C0570H Junction box-Battery](#)
- [C0570J Junction box-Battery](#)
- [C0580L Junction box-Central](#)
- [C0580R Junction box-Central](#)
- [C0581L Junction box-Central](#)
- [C0581R Junction box-Central](#)
- [C0582L Junction box-Central](#)
- [C0582R Junction box-Central](#)
- [C0615 Switch-Luggage compartment-Tail door](#)
- [C0617 Motor-Lock-Tail door](#)
- [C0632 Junction box-Battery](#)
- [C0666 Sounder-Battery backed](#)
- [C0667L Switch-Clutch pedal](#)
- [C0667R Switch-Clutch pedal](#)
- [C0685 Switch-Transmission-High-Low](#)
- [C0704 Chassis harness to tail door harness](#)
- [C0718 Trailer harness to chassis harness](#)
- [C0719 Sensor-Ultrasonic](#)
- [C0731L Relay-Sounder-Alarm](#)
- [C0731R Relay-Sounder-Alarm](#)
- [C0751 Seat link harness to main harness](#)
- [C0787 Sensor-Position-Accelerator pedal](#)
- [C0807 Ground point](#)
- [C0809 Ground point](#)
- [C0823 Starter motor](#)
- [C0832 Lamp-High mounted stop](#)
- [C0837 Turn signal indicator/ hazard flasher lamp-Rear-RH](#)
- [C0872 Engine control-module \(ECM\)](#)
- [C0928 Turn signal indicator/ hazard flasher lamp-Rear-LH](#)
- [C0929 Chassis harness to trailer harness](#)
- [C0994L Relay-Heated front-screen](#)
- [C0994R Relay-Heated front-screen](#)
- [CI040L Instrument cluster](#)
- [CI040R Instrument cluster](#)
- [CI042 Switch-Column](#)
- [CI082 Lighting control switch](#)
- [CI102 Tail door harness to chassis harness](#)
- [CI105 Switch-Park-Rear wiper](#)
- [CI136 Aerial](#)
- [CI209 Lamp-Interior-Rear](#)
- [CI210 Lamp-Interior-Front](#)
- [CI264L Main harness to LH fender harness](#)
- [CI264R Main harness to LH fender harness](#)
- [CI265 LH fender harness to main harness](#)
- [CI266 Main harness to RH fender harness](#)
- [CI267 RH fender harness to main harness](#)
- [CI305 Chassis harness to trailer harness](#)
- [CI398 Ground point](#)
- [CI401 Main harness to link harness](#)
- [CI403 Main harness to link harness](#)

- [CI412 Ground point](#)
- [CI413 Ground point](#)
- [CI492 Front Speaker-LH](#)
- [CI510 Main harness to front wash/wipe harness](#)
- [CI511 Front wash/wipe harness to main harness](#)
- [CI558 Sensor-Temperature and Manifold-Absolute Pressure \(TMAP\)](#)
- [CI559 Sensor-Heated-oxygen \(HO2S\)](#)
- [CI577 Front Speaker-RH](#)
- [CI582 Aerial](#)
- [CI589 Sensor-Position-Accelerator pedal](#)
- [CI624L Unit-Timer-Heated-front screen](#)
- [CI624R Unit-Timer-Heated-front screen](#)
- [CI641 Battery](#)
- [CI656L Sensor-Yaw Rate](#)
- [CI656R Sensor-Yaw Rate](#)
- [CI661 Ground point](#)
- [CI671 Switch-Thermostatic](#)
- [CI739 Switch-Column](#)
- [CI740 Switch-Wash/wipe-Windscreen](#)
- [CI741 Switch-Fog guard-lamp-Rear](#)
- [CI745 Turn signal indicator/ hazard flasher lamp-Rear-LH](#)
- [CI756 Turn signal indicator/ hazard flasher lamp-Rear-RH](#)
- [CI759 Chassis harness to main harness](#)
- [CI763 Chassis harness to main harness](#)
- [CI947 Ground point](#)
- [CI964 Ground point](#)
- [CI964 Ground point](#)
- [CI967 Ground point](#)
- [CI968 Ground point](#)
- [CI984 Motor-Lock-Tail door](#)
- [CI986 Rear interior lamp harness to tailgate harness](#)
- [CI988 Tailgate harness to interior lamp harness](#)
- [CI989 Main harness to rear door link harness](#)
- [CI990 Rear door link harness to main harness](#)
- [CI991 Lamp-Interior-Rear](#)
- [CI992 Switch-Luggage compartment-Tail door](#)
- [CI993 Switch-Luggage compartment-Tail door](#)
- [CI994 Switch-Luggage compartment-Tail door](#)
- [CI996 Motor-Central door locking-Rear](#)
- [C2004 Main harness to rear door link harness](#)
- [C2005 Rear door link harness to main harness](#)
- [C2006 Heated windshield](#)
- [C2007 Switch-Door-RH](#)
- [C2008 Main harness to rear door link harness](#)
- [C2119 Lamp-Fog-reverse-RH](#)
- [C2120 Lamp-Fog-reverse-RH](#)
- [C2121 Lamp-Fog-reverse-LH](#)
- [C2122 Lamp-Fog-reverse-LH](#)
- [C2251 Fuel rail temperature sensor](#)
- [C2256 Sensor Engine Coolant Temperature\(ECT\)](#)
- [C2257 Sensor-Oil temperature-level](#)
- [C2467 Sensor-Pressure-Fuel rail](#)
- [C2518 Engine control-module \(ECM\)](#)
- [C2519 Actuator-Vane VGT](#)
- [C2583 Engine harness to glow plug harness](#)
- [C2741 Sensor-Differential pressure](#)
- [C2870L Sensor-Temperature-Air charge](#)
- [C2870R Sensor-Temperature-Air charge](#)
- [C3307 Earth-Gearbox](#)
- [C3355 Glow plug harness to engine harness](#)
- [C3356 Valve-Control-Fuel volume](#)

- [C3416L Relay-Window-lift](#)
- [C3416R Relay-Window-lift](#)
- [C3565 Heater-Engine breather pipe](#)
- [C3690 Sensor-Pressure-Air Conditioning](#)
- [C3691 Sensor-Temperature-Exhaust gas-1](#)
- [C3692 Sensor-Temperature-Exhaust gas-2](#)
- [C3693 Sensor-Temperature-Exhaust gas-3](#)
- [C3762 Main harness to engine compartment harness](#)
- [C3763 Engine compartment harness to main harness](#)
- [C3764 Main harness to engine compartment harness](#)
- [C3765 Engine compartment harness to main harness](#)
- [C3766 Main harness to engine compartment harness](#)
- [C3767 Engine compartment harness to main harness](#)
- [C3768 Main harness to engine compartment harness](#)
- [C3769 Engine compartment harness to main harness](#)
- **[-] LEFT-HAND DRIVE**
  - **TABLE OF CIRCUIT OPTION CODES**
  - **C0001 Turn signal indicator/ hazard warning lamp-Front LH**
  - **C0002 Turn signal indicator/ hazard warning lamp-Front RH**
  - **C0003 Horn-LH**
  - **C0004 Horn-RH**
  - **C0007L Switch-Bonnet**
  - **C0007R Switch-Bonnet**
  - **C0008 Pump-Washer-Windscreen**
  - **C0009 Headlamp-LH**
  - **C0011 Headlamp-RH**
  - **C0012 Lamp-Side repeater-Front-RH**
  - **C0013 Lamp-Side repeater-Front-LH**
  - **C0021 Pump-Washer-Rear screen**
  - **C0026L Switch-Brake-fluid level**
  - **C0026R Switch-Brake-fluid level**
  - **C0028L Switch-Ignition**
  - **C0028R Switch-Ignition**
  - **C0029L Switch-Brake pedal**
  - **C0029R Switch-Brake pedal**
  - **C0030 Motor-Wiper-Windscreen**
  - **C0030 Motor-Wiper-Windscreen**
  - **C0031L Switch-Brake-fluid level**
  - **C0031R Switch-Brake-fluid level**
  - **C0034 Generator**
  - **C0040L Diagnostic socket**
  - **C0040R Diagnostic socket**
  - **C0041 Lighting control switch**
  - **C0045 Battery**
  - **C0049L Transponder coil**
  - **C0049R Transponder coil**
  - **C0051 Switch-Blower motor**
  - **C0053 Generator**
  - **C0056R Motor-Blower-Front**
  - **C0057L ECU-Alarm**
  - **C0057R ECU-Alarm**
  - **C0058 Switch-Blower motor**
  - **C0061L ECU-Alarm**
  - **C0061R ECU-Alarm**
  - **C0064 Switch-Fog guard-lamp-Rear**
  - **C0068L Resistor-Blower-motor**
  - **C0068R Resistor pack**
  - **C0070 Motor-Headlamp-levelling-RH**
  - **C0071 Motor-Headlamp-levelling-LH**
  - **C0072 Switch-Heated-rear screen**
  - **C0073 Switch-Washer-Rear screen**

- o [C0074 Cigar lighter-Front](#)
- o [C0075L Switch-Brake pedal](#)
- o [C0075R Switch-Brake pedal](#)
- o [C0079 Switch-Wiper-Rear](#)
- o [C0089 Cigar lighter-Front](#)
- o [C0090L Switch-Ignition](#)
- o [C0090R Switch-Ignition](#)
- o [C0091 Switch-Handbrake](#)
- o [C0092 Radio-CD player](#)
- o [C0093 Switch-Headlamp-levelling](#)
- o [C0094L Switch-Ignition](#)
- o [C0094R Switch-Ignition](#)
- o [C0096 Switch-Hazard-warning](#)
- o [C0098 Radio-CD player](#)
- o [C0099L Switch-Ignition](#)
- o [C0099R Switch-Ignition](#)
- o [C0100 Switch-Buckle-Driver](#)
- o [C0104 Switch-Door-Rear-LH](#)
- o [C0108 Switch-Door-Rear-RH](#)
- o [C0114 Unit-Fuel Tank](#)
- o [C0115 Unit-Fuel Tank](#)
- o [C0121 Tail lamp unit-LH](#)
- o [C0123 Switch-Override-Inertia switch](#)
- o [C0124 Relay-Rear-wiper](#)
- o [C0125 Tail lamp unit-RH](#)
- o [C0127 Clutch-Compressor-Air-conditioning \(A/C\)](#)
- o [C0131 Switch-Heated-front screen](#)
- o [C0138 License plate lamp](#)
- o [C0139 License plate lamp](#)
- o [C0140 License plate lamp](#)
- o [C0149 Sensor-Mass air-flow \(MAF\)](#)
- o [C0162 Engine harness to main harness](#)
- o [C0163 Switch-Reverse-lamp](#)
- o [C0168 Sensor-Crankshaft-position \(CKP\)](#)
- o [C0175 Sensor-Throttle-position \(TP\)](#)
- o [C0176 Sensor-Camshaft-position \(CMP\)](#)
- o [C0178 Starter motor](#)
- o [C0179 Starter motor](#)
- o [C0187 Switch-Oil pressure](#)
- o [C0189 ECU-Glow plug](#)
- o [C0190 ECU-Glow plug](#)
- o [C0192 Battery](#)
- o [C0195 Speed transducer](#)
- o [C0232 Clock-Analogue](#)
- o [C0237 Heated seat-LH](#)
- o [C0242 Switch-Window-Front-RH](#)
- o [C0247 Heated windshield](#)
- o [C0249 Switch-Heater-Seat-RH](#)
- o [C0250 Switch-Heater-Seat-LH](#)
- o [C0259 Roof harness to main harness](#)
- o [C0266L Switch-Door-LH](#)
- o [C0266R Switch-Door-LH](#)
- o [C0272 Throttle-EGR-Inlet](#)
- o [C0275 Switch pack-Air-conditioning \(A/C\)](#)
- o [C0278 Switch-Wash/wipe-Windscreen](#)
- o [C0280A Fan-Condenser](#)
- o [C0282L Relay-Headlamp](#)
- o [C0282R Relay-Headlamp](#)
- o [C0285 Header](#)
- o [C0286 Header](#)
- o [C0287 Header](#)

- o [C0288 Header](#)
- o [C0289 Header](#)
- o [C0303L ECU-Delay-Windscreen-wiper](#)
- o [C0303R ECU-Delay-Windscreen-wiper](#)
- o [C0306 Differential lock unit](#)
- o [C0308 Rear Speaker-RH](#)
- o [C0309 Rear Speaker-RH](#)
- o [C0310 Rear Speaker-LH](#)
- o [C0311 Rear Speaker-LH](#)
- o [C0321 Switch-Window-Front-LH](#)
- o [C0322 Passenger door harness to main harness](#)
- o [C0326 Motor-Window-Front](#)
- o [C0327 Motor-Central door-locking-Passenger](#)
- o [C0336 Driver door harness to main harness](#)
- o [C0338 Driver door harness to main harness](#)
- o [C0340 Front Speaker-LH](#)
- o [C0342 Motor-Central door-locking-Driver](#)
- o [C0355 Lamp-Interior-Front](#)
- o [C0356 Lamp-Interior-Rear](#)
- o [C0357 Lamp-Interior-Rear](#)
- o [C0359 Sensor-Ultrasonic](#)
- o [C0361 Earth-Radio](#)
- o [C0369 Front Speaker-RH](#)
- o [C0376 Main harness to chassis harness](#)
- o [C0381 Heated rear window \(HRW\)](#)
- o [C0382 Heated rear window \(HRW\)](#)
- o [C0388 Motor-Wiper-Rear screen](#)
- o [C0390 Chassis harness to main harness](#)
- o [C0411 Engine control-module \(ECM\)](#)
- o [C0434 Earth-ABS modulator](#)
- o [C0448 Main harness to engine harness](#)
- o [C0459 Main harness to front door harness](#)
- o [C0460 Main harness to door harness](#)
- o [C0461 Main harness to front door harness](#)
- o [C0462 Door harness to main harness](#)
- o [C0463L Main harness to passenger door harness](#)
- o [C0463R Main harness to passenger door harness](#)
- o [C0464 Main harness to door harness](#)
- o [C0476 Glow plug](#)
- o [C0477 Glow plug](#)
- o [C0478 Glow plug](#)
- o [C0479 Glow plug](#)
- o [C0488 Main harness to roof harness](#)
- o [C0489 Tail lamp unit-RH](#)
- o [C0490 Tail lamp unit-LH](#)
- o [C0499 Trailer pick-up](#)
- o [C0501L Modulator-ABS](#)
- o [C0501R Modulator-ABS](#)
- o [C0502 Wheel speed Sensor-Rear-LH](#)
- o [C0503 Wheel speed Sensor-Rear-RH](#)
- o [C0516L Wheel speed Sensor-Front-LH](#)
- o [C0516R Wheel speed Sensor-Front-LH](#)
- o [C0517 Wheel speed Sensor-Front-RH](#)
- o [C0520 Unit-Sounder-Alarm](#)
- o [C0522 Fuel injector-No.1](#)
- o [C0523 Fuel injector-No.2](#)
- o [C0524 Fuel injector-No.3](#)
- o [C0525 Fuel injector-No.4](#)
- o [C0530 Front Tweeter-LH](#)
- o [C0531 Front Tweeter-RH](#)
- o [C0536L Relay-Hazard-warning](#)

- [C0536R Relay-Hazard-warning](#)
- [C0537 Lamp-Side-Front-RH](#)
- [C0538 Lamp-Side-Front-LH](#)
- [C0543 ECU-Lamp-Fog-guard-Rear](#)
- [C0550 Header-Earth](#)
- [C0556 Ground point](#)
- [C0557 Ground point](#)
- [C0558 Ground point](#)
- [C0559 Ground point](#)
- [C0564 Ground point](#)
- [C0565 Ground point](#)
- [C0570B Junction box-Battery](#)
- [C0570C Junction box-Battery](#)
- [C0570D Junction box-Battery](#)
- [C0570E Junction box-Battery](#)
- [C0570F Junction box-Battery](#)
- [C0570G Junction box-Battery](#)
- [C0570H Junction box-Battery](#)
- [C0570J Junction box-Battery](#)
- [C0580L Junction box-Central](#)
- [C0580R Junction box-Central](#)
- [C0581L Junction box-Central](#)
- [C0581R Junction box-Central](#)
- [C0582L Junction box-Central](#)
- [C0582R Junction box-Central](#)
- [C0615 Switch-Luggage compartment-Tail door](#)
- [C0617 Motor-Lock-Tail door](#)
- [C0632 Junction box-Battery](#)
- [C0666 Sounder-Battery backed](#)
- [C0667L Switch-Clutch pedal](#)
- [C0667R Switch-Clutch pedal](#)
- [C0685 Switch-Transmission-High-Low](#)
- [C0704 Chassis harness to tail door harness](#)
- [C0718 Trailer harness to chassis harness](#)
- [C0719 Sensor-Ultrasonic](#)
- [C0731L Relay-Sounder-Alarm](#)
- [C0731R Relay-Sounder-Alarm](#)
- [C0751 Seat link harness to main harness](#)
- [C0787 Sensor-Position-Accelerator pedal](#)
- [C0807 Ground point](#)
- [C0809 Ground point](#)
- [C0823 Starter motor](#)
- [C0832 Lamp-High mounted stop](#)
- [C0837 Turn signal indicator/ hazard flasher lamp-Rear-RH](#)
- [C0872 Engine control-module \(ECM\)](#)
- [C0928 Turn signal indicator/ hazard flasher lamp-Rear-LH](#)
- [C0929 Chassis harness to trailer harness](#)
- [C0994L Relay-Heated front-screen](#)
- [C0994R Relay-Heated front-screen](#)
- [CI040L Instrument cluster](#)
- [CI040R Instrument cluster](#)
- [CI042 Switch-Column](#)
- [CI082 Lighting control switch](#)
- [CI102 Tail door harness to chassis harness](#)
- [CI105 Switch-Park-Rear wiper](#)
- [CI136 Aerial](#)
- [CI209 Lamp-Interior-Rear](#)
- [CI210 Lamp-Interior-Front](#)
- [CI264L Main harness to LH fender harness](#)
- [CI264R Main harness to LH fender harness](#)
- [CI265 LH fender harness to main harness](#)

- [CI266 Main harness to RH fender harness](#)
- [CI267 RH fender harness to main harness](#)
- [CI305 Chassis harness to trailer harness](#)
- [CI398 Ground point](#)
- [CI401 Main harness to link harness](#)
- [CI403 Main harness to link harness](#)
- [CI412 Ground point](#)
- [CI413 Ground point](#)
- [CI492 Front Speaker-LH](#)
- [CI510 Main harness to front wash/wipe harness](#)
- [CI511 Front wash/wipe harness to main harness](#)
- [CI558 Sensor-Temperature and Manifold-Absolute Pressure \(TMAP\)](#)
- [CI559 Sensor-Heated-oxygen \(HO2S\)](#)
- [CI577 Front Speaker-RH](#)
- [CI582 Aerial](#)
- [CI589 Sensor-Position-Accelerator pedal](#)
- [CI624L Unit-Timer-Heated-front screen](#)
- [CI624R Unit-Timer-Heated-front screen](#)
- [CI641 Battery](#)
- [CI656L Sensor-Yaw Rate](#)
- [CI656R Sensor-Yaw Rate](#)
- [CI661 Ground point](#)
- [CI671 Switch-Thermostatic](#)
- [CI739 Switch-Column](#)
- [CI740 Switch-Wash/wipe-Windscreen](#)
- [CI741 Switch-Fog guard-lamp-Rear](#)
- [CI745 Turn signal indicator/ hazard flasher lamp-Rear-LH](#)
- [CI756 Turn signal indicator/ hazard flasher lamp-Rear-RH](#)
- [CI759 Chassis harness to main harness](#)
- [CI763 Chassis harness to main harness](#)
- [CI947 Ground point](#)
- [CI964 Ground point](#)
- [CI964 Ground point](#)
- [CI967 Ground point](#)
- [CI968 Ground point](#)
- [CI984 Motor-Lock-Tail door](#)
- [CI986 Rear interior lamp harness to tailgate harness](#)
- [CI988 Tailgate harness to interior lamp harness](#)
- [CI989 Main harness to rear door link harness](#)
- [CI990 Rear door link harness to main harness](#)
- [CI991 Lamp-Interior-Rear](#)
- [CI992 Switch-Luggage compartment-Tail door](#)
- [CI993 Switch-Luggage compartment-Tail door](#)
- [CI994 Switch-Luggage compartment-Tail door](#)
- [CI996 Motor-Central door locking-Rear](#)
- [C2004 Main harness to rear door link harness](#)
- [C2005 Rear door link harness to main harness](#)
- [C2006 Heated windshield](#)
- [C2007 Switch-Door-RH](#)
- [C2008 Main harness to rear door link harness](#)
- [C2119 Lamp-Fog-reverse-RH](#)
- [C2120 Lamp-Fog-reverse-RH](#)
- [C2121 Lamp-Fog-reverse-LH](#)
- [C2122 Lamp-Fog-reverse-LH](#)
- [C2251 Fuel rail temperature sensor](#)
- [C2256 Sensor Engine Coolant Temperature\(ECT\)](#)
- [C2257 Sensor-Oil temperature-level](#)
- [C2467 Sensor-Pressure-Fuel rail](#)
- [C2518 Engine control-module \(ECM\)](#)
- [C2519 Actuator-Vane VGT](#)
- [C2583 Engine harness to glow plug harness](#)

- o [C274I Sensor-Differential pressure](#)
- o [C2870L Sensor-Temperature-Air charge](#)
- o [C2870R Sensor-Temperature-Air charge](#)
- o [C3307 Earth-Gearbox](#)
- o [C3355 Glow plug harness to engine harness](#)
- o [C3356 Valve-Control-Fuel volume](#)
- o [C3416L Relay-Window-lift](#)
- o [C3416R Relay-Window-lift](#)
- o [C3565 Heater-Engine breather pipe](#)
- o [C3690 Sensor-Pressure-Air Conditioning](#)
- o [C3691 Sensor-Temperature-Exhaust gas-1](#)
- o [C3692 Sensor-Temperature-Exhaust gas-2](#)
- o [C3693 Sensor-Temperature-Exhaust gas-3](#)
- o [C3762 Main harness to engine compartment harness](#)
- o [C3763 Engine compartment harness to main harness](#)
- o [C3764 Main harness to engine compartment harness](#)
- o [C3765 Engine compartment harness to main harness](#)
- o [C3766 Main harness to engine compartment harness](#)
- o [C3767 Engine compartment harness to main harness](#)
- o [C3768 Main harness to engine compartment harness](#)
- o [C3769 Engine compartment harness to main harness](#)

# TABLE OF CIRCUIT OPTION CODES

The following table contains a list of circuit (Cct) reference numbers against a description of the applicable model or option. This information should be used in conjunction with the connector pin-out tables to determine the wire configuration of the vehicle under test.

<b>Cct</b>	<b>Model or Option</b>
1	ABS
9	ABS LH
10	ABS RH
14	AIRCON
14L	AIRCON
14R	AIRCON
22	ANTI-THEFT ALARM
22L	ANTI-THEFT ALARM
22R	ANTI-THEFT ALARM
56	STARTING & CHARGING KI.8
95L	WIPERS & WASHERS
95R	WIPERS & WASHERS
107	HEADLAMP LEVEL (MANUAL)
107L	HEADLAMP LEVEL (MANUAL)
107R	HEADLAMP LEVEL (MANUAL)
109L	HEATED FRONT SCREEN
109R	HEATED FRONT SCREEN
111	HEATED REAR SCREEN
121	HIGH MOUNTED STOP
139L	LHD VEHICLES
151	NO ABS

151L	NO ABS
151R	NO ABS
153L	NO AIRCONDITIONING
153R	NO AIRCONDITIONING
192	REAR SPEAKERS
193	WIPERS & WASHERS REAR
200R	RHD VEHICLES
247L	WINDOW LIFT
247R	WINDOW LIFT
248	WINDOW LIFT FRONT
254	ENGINE MANAGEMENT DIESEL
254L	ENGINE MANAGEMENT DIESEL
254R	ENGINE MANAGEMENT DIESEL
295	ALARM SOUNDER
499	LEGACY ALL CCT
765	DIM/DIP
766	COLD CLIMATE PACK
766L	COLD CLIMATE PACK
766R	COLD CLIMATE PACK
767	CENTRAL DOOR LOCKING
767L	CENTRAL DOOR LOCKING
767R	CENTRAL DOOR LOCKING
768L	ALARM/CENTRAL DOOR LOCKING
768R	ALARM/CENTRAL DOOR LOCKING
769	RADIO

769L	RADIO
769R	RADIO
770	90 PUMA ENGINE
771	110 PUMA ENGINE
772	130 PUMA ENGINE
828	BBUS
892	CDL DRIVER
893	CDL PASSENGER
895	WINDOW LIFT PASSENGER
896	BASIC
897	MILITARY
898	B.O. CIVILIAN
899	CIVILIAN
900	ULTRASONIC0 TRUCK-CB
901	ULTRASONIC CANTRAIL
902	90 CWS
903	110 CWS
904	INTERIOR LAMPS FRONT
905	CDL 90 ST WAGON
906	CDL 110 ST WAGON
907	CDL 90 HARDTOP
908	CDL 110 HARDTOP
909	CDL 90 HARDTOP SWITCH
910	CDL 110 HARDTOP SWITCH
985	110 PUMA ENGINE HCPU
1053	HEATED REAR SCREEN NO REAR

WASH WIPE

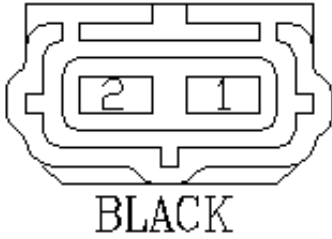
[Click here to print](#)

Connector: **C0001**

Description: **Turn signal indicator/ hazard warning lamp-Front LH**

Location: **Front of vehicle - LH side**

Qualifier:




Part No.: **YPCI0070**

Colour: **BLACK**

Cavities: **2WY**

Harness: **WING LH HARNESS**



**Wire Chart**

CAV	TERMINAL	CSA	COL	CCT	DESTN
1	YPLI0062	0.5D	B	499	CTAP
2	AFU3802	0.75D	GR	499	CI265

**Service Repair Kits**

CSA	0.70- 2.00 CSA	
<b>Cavities: 2</b>		
418-549-49	SRK ITEM ECONOSEAL FAMILY 2.0CSA	1
418-113	SRK ITEM	1
418-104	SRK ITEM R/B	1
418-108	SRK ITEM PIDG BLUE	1
418-117	SRK ITEM	1
418-116A	SRK ITEM	1
VUB001680		

CSA	0.20- 0.50 CSA	
<b>Cavities: 1</b>		
418-	SRK ITEM ECONOSEAL	

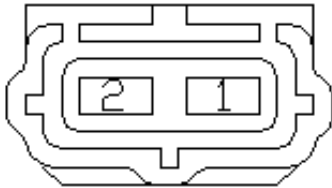
549-50	FAMILY 0.5CSA	I
418-112	SRK ITEM	I
418-104	SRK ITEM R/B	I
418-107	SRK ITEM PIDG RED	I
418-117	SRK ITEM	I
418-116A	SRK ITEM	I
VUB001690		

**Connector: C0001**

**Description: Turn signal indicator/ hazard warning lamp-Front LH**

**Location: Front of vehicle - LH side**

**Qualifier:**




BLACK

**Part No.: YPCI0070**

**Colour: BLACK**

**Cavities: 2WY**

**Harness: WING LH HARNESS**



P6718

**Wire Chart**

CAV	TERMINAL	CSA	COL	CCT	DESTN
1	YPL10062	0.5D	B	499	CTAP
2	AFU3802	0.75D	GR	499	CI265

**Service Repair Kits**

CSA	0.70- 2.00 CSA	
<b>Cavities: 2</b>		
418-549-49	SRK ITEM ECONOSEAL FAMILY 2.0CSA	I
418-113	SRK ITEM	I
418-		

104	SRK ITEM R/B	I
418-108	SRK ITEM PIDG BLUE	I
418-117	SRK ITEM	I
418-116A	SRK ITEM	I
VUB001680		

<b>CSA</b>	<b>0.20- 0.50 CSA</b>	
<b>Cavities: I</b>		
418-549-50	SRK ITEM ECONOSEAL FAMILY 0.5CSA	I
418-112	SRK ITEM	I
418-104	SRK ITEM R/B	I
418-107	SRK ITEM PIDG RED	I
418-117	SRK ITEM	I
418-116A	SRK ITEM	I
VUB001690		

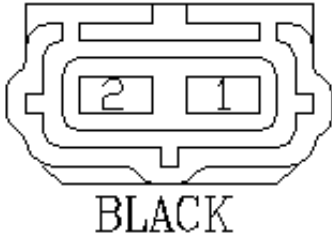
[Click here to print](#)

Connector: **C0002**

Description: **Turn signal indicator/ hazard warning lamp-Front RH**

Location: **Front of vehicle - RH side**

Qualifier:




Part No.: **YPCI0070**

Colour: **BLACK**

Cavities: **2WY**

Harness: **WING RH HARNESS**



**Wire Chart**

CAV	TERMINAL	CSA	COL	CCT	DESTN
1	AFU3802	1.0D	B	107	CTAP
1	AFU3802	1.0D	B	896	CTAP
1	YPL10062	0.5D	B	897	CTAP
1	AFU3802	1.0D	B	898	CTAP
2	AFU3802	0.75D	GW	499	CI267

**Service Repair Kits**

CSA	0.70- 2.00 CSA	
<b>Cavities: 1,2</b>		
418-549-49	SRK ITEM ECONOSEAL FAMILY 2.0CSA	1
418-113	SRK ITEM	1
418-104	SRK ITEM R/B	1
418-108	SRK ITEM PIDG BLUE	1
418-117	SRK ITEM	1
418-116A	SRK ITEM	1
VUB001680		

CSA	0.20- 0.50 CSA	
<b>Cavities: 1</b>		
418-	SRK ITEM ECONOSEAL	

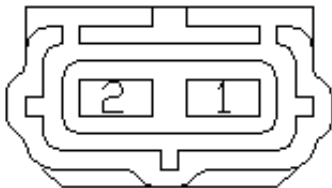
549-50	FAMILY 0.5CSA	I
418-112	SRK ITEM	I
418-104	SRK ITEM R/B	I
418-107	SRK ITEM PIDG RED	I
418-117	SRK ITEM	I
418-116A	SRK ITEM	I
VUB001690		

**Connector: C0002**

**Description: Turn signal indicator/ hazard warning lamp-Front RH**

**Location: Front of vehicle - RH side**

**Qualifier:**




BLACK

**Part No.: YPCI0070**

**Colour: BLACK**

**Cavities: 2WY**

**Harness: WING RH HARNESS**



**Wire Chart**

CAV	TERMINAL	CSA	COL	CCT	DESTN
I	AFU3802	1.0D	B	107	CTAP
I	AFU3802	1.0D	B	896	CTAP
I	YPL10062	0.5D	B	897	CTAP
I	AFU3802	1.0D	B	898	CTAP
2	AFU3802	0.75D	GW	499	CI267

**Service Repair Kits**

CSA	0.70- 2.00 CSA	
<b>Cavities: 1,2</b>		
418-549-49	SRK ITEM ECONOSEAL FAMILY 2.0CSA	I
418-113	SRK ITEM	I
418-		

104	SRK ITEM R/B	I
418-108	SRK ITEM PIDG BLUE	I
418-117	SRK ITEM	I
418-116A	SRK ITEM	I
VUB001680		

<b>CSA</b>	<b>0.20- 0.50 CSA</b>	
<b>Cavities: I</b>		
418-549-50	SRK ITEM ECONOSEAL FAMILY 0.5CSA	I
418-112	SRK ITEM	I
418-104	SRK ITEM R/B	I
418-107	SRK ITEM PIDG RED	I
418-117	SRK ITEM	I
418-116A	SRK ITEM	I
VUB001690		

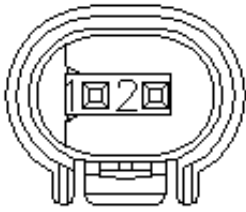
[Click here to print](#)

Connector: **C0003**

Description: **Horn-LH**

Location: **Behind LH headlamp**

Qualifier:




**WATERBLUE**

Part No.: **YPCI10600**

Colour: **WATERBLUE**

Cavities: **2WY**

Harness: **WING LH HARNESS**



**Wire Chart**

CAV	TERMINAL	CSA	COL	CCT	DESTN
1	YPL101510	0.75D	B	896	C0013
2	YPL101510	0.75D	PB	896	C1265

**Service Repair Kits**

CSA	0.75- 0.75 CSA	
<b>Cavities: 1,2</b>		
418-549-11	SRK ITEM MQS FAMILY 0.75CSA	1
418-112	SRK ITEM	1
418-104	SRK ITEM R/B	1
418-107	SRK ITEM PIDG RED	1
418-117	SRK ITEM	1
418-116A	SRK ITEM	1
VUB500150		

Connector: **C0003**

Description: **Horn-LH**

Location: **Behind LH headlamp**

Qualifier:




**WATERBLUE**

Part No.: **YPCI10600**

**Colour: WATERBLUE**

**Cavities: 2WY**

**Harness: WING LH HARNESS**



**Wire Chart**

CAV	TERMINAL	CSA	COL	CCT	DESTN
1	YPL101510	0.75D	B	896	C0013
2	YPL101510	0.75D	PB	896	C1265

**Service Repair Kits**

CSA	0.75- 0.75 CSA	
<b>Cavities: 1,2</b>		
418-549-11	SRK ITEM MQS FAMILY 0.75CSA	1
418-112	SRK ITEM	1
418-104	SRK ITEM R/B	1
418-107	SRK ITEM PIDG RED	1
418-117	SRK ITEM	1
418-116A	SRK ITEM	1
VUB500150		

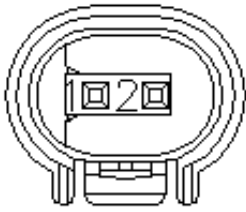
[Click here to print](#)

Connector: **C0004**

Description: **Horn-RH**

Location: **Behind RH headlamp**

Qualifier:




**WATERBLUE**

Part No.: **YPCI10600**

Colour: **WATERBLUE**

Cavities: **2WY**

Harness: **WING RH HARNESS**



**Wire Chart**

CAV	TERMINAL	CSA	COL	CCT	DESTN
1	YPL101510	0.75D	B	107	C0012
1	YPL101510	0.75D	B	896	C0012
1	YPL101510	0.75D	B	898	C0012
2	YPL101510	0.75D	PB	899	CI267

**Service Repair Kits**

CSA	0.75- 0.75 CSA	
<b>Cavities: 1,2</b>		
418-549-11	SRK ITEM MQS FAMILY 0.75CSA	1
418-112	SRK ITEM	1
418-104	SRK ITEM R/B	1
418-107	SRK ITEM PIDG RED	1
418-117	SRK ITEM	1
418-116A	SRK ITEM	1
VUB500150		

Connector: **C0004**

Description: **Horn-RH**

Location: **Behind RH headlamp**

Qualifier:




**WATERBLUE**

Part No.: **YPCI10600**

**Colour: WATERBLUE**

**Cavities: 2WY**

**Harness: WING RH HARNESS**



**Wire Chart**

CAV	TERMINAL	CSA	COL	CCT	DESTN
1	YPL101510	0.75D	B	107	C0012
1	YPL101510	0.75D	B	896	C0012
1	YPL101510	0.75D	B	898	C0012
2	YPL101510	0.75D	PB	899	C1267

**Service Repair Kits**

CSA	0.75- 0.75 CSA	
<b>Cavities: 1,2</b>		
418-549-11	SRK ITEM MQS FAMILY 0.75CSA	1
418-112	SRK ITEM	1
418-104	SRK ITEM R/B	1
418-107	SRK ITEM PIDG RED	1
418-117	SRK ITEM	1
418-116A	SRK ITEM	1
VUB500150		

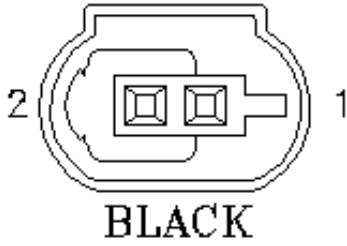
[Click here to print](#)

Connector: **C0012**

Description: **Lamp-Side repeater-Front-RH**

Location: **On the side of the front fender**

Qualifier:




Part No.: **YPC500360**

Colour: **BLACK**

Cavities: **2WY**

Harness: **WING RH HARNESS**



**Wire Chart**

CAV	TERMINAL	CSA	COL	CCT	DESTN
1	YPL101510	0.75D	GW	499	CTAP
2	YPL101510	0.75D	B	107	C0004
2	YPL101510	0.75D	B	896	C0004
2	YPL101500	0.5D	B	897	CTAP
2	YPL101510	0.75D	B	898	C0004

**Service Repair Kits**

CSA	0.75- 0.75 CSA	
<b>Cavities: 1,2</b>		
418-549-11	SRK ITEM MQS FAMILY 0.75CSA	I
418-112	SRK ITEM	I
418-104	SRK ITEM R/B	I
418-107	SRK ITEM PIDG RED	I
418-117	SRK ITEM	I
418-116A	SRK ITEM	I
VUB500150		

CSA	0.20- 0.50 CSA	
<b>Cavities: 2</b>		
418-104	SRK ITEM R/B	I
418-107	SRK ITEM PIDG RED	I
418-112	SRK ITEM	I

418-116A	SRK ITEM	I
418-117	SRK ITEM	I
YMI902410	SRK ITEM	I
VUB902880		

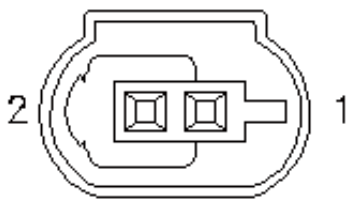
<b>CSA</b>	<b>0.20- 0.50 CSA</b>	
<b>Cavities: 2</b>		
418-104	SRK ITEM R/B	I
418-107	SRK ITEM PIDG RED	I
418-112	SRK ITEM	I
418-116A	SRK ITEM	I
418-117	SRK ITEM	I
YMI902420	SRK ITEM	I
VUB902890		

**Connector: C0012**

**Description: Lamp-Side repeater-Front-RH**

**Location: On the side of the front fender**

**Qualifier:**




**BLACK**

**Part No.: YPC500360**

**Colour: BLACK**

**Cavities: 2WY**

**Harness: WING RH HARNESS**



**Wire Chart**

CAV	TERMINAL	CSA	COL	CCT	DESTN
1	YPL101510	0.75D	GW	499	CTAP
2	YPL101510	0.75D	B	107	C0004

**Service Repair Kits**

<b>CSA</b>	<b>0.75- 0.75 CSA</b>	
<b>Cavities: 1,2</b>		

2	YPL101510	0.75D	B	896	C0004
2	YPL101500	0.5D	B	897	CTAP
2	YPL101510	0.75D	B	898	C0004

418-549-11	SRK ITEM MQS FAMILY 0.75CSA	I
418-112	SRK ITEM	I
418-104	SRK ITEM R/B	I
418-107	SRK ITEM PIDG RED	I
418-117	SRK ITEM	I
418-116A	SRK ITEM	I
VUB500150		

CSA	0.20- 0.50 CSA	
<b>Cavities: 2</b>		
418-104	SRK ITEM R/B	I
418-107	SRK ITEM PIDG RED	I
418-112	SRK ITEM	I
418-116A	SRK ITEM	I
418-117	SRK ITEM	I
YMI902410	SRK ITEM	I
VUB902880		

CSA	0.20- 0.50 CSA	
<b>Cavities: 2</b>		
418-104	SRK ITEM R/B	I
418-107	SRK ITEM PIDG RED	I
418-112	SRK ITEM	I
418-116A	SRK ITEM	I
418-117	SRK ITEM	I
YMI902420	SRK ITEM	I



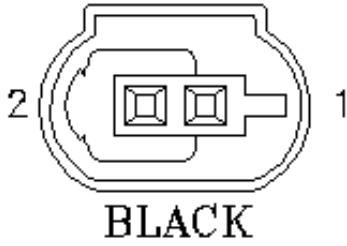
[Click here to print](#)

Connector: **C0013**

Description: **Lamp-Side repeater-Front-LH**

Location: **On the side of the front fender**

Qualifier:




Part No.: **YPC500360**

Colour: **BLACK**

Cavities: **2WY**

Harness: **WING LH HARNESS**



**Wire Chart**

CAV	TERMINAL	CSA	COL	CCT	DESTN
1	YPL101510	0.75D	GR	499	S/JOINT CTAP A104
2	YPL101510	0.75D	B	896	C0003
2	YPL101510	0.75D	B	897	C1873

**Service Repair Kits**

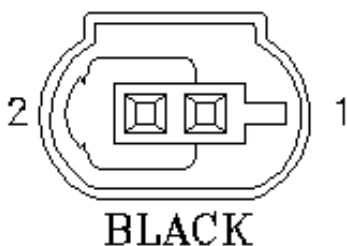
CSA	0.75- 0.75 CSA	
<b>Cavities: 1,2</b>		
418-549-11	SRK ITEM MQS FAMILY 0.75CSA	1
418-112	SRK ITEM	1
418-104	SRK ITEM R/B	1
418-107	SRK ITEM PIDG RED	1
418-117	SRK ITEM	1
418-116A	SRK ITEM	1
VUB500150		

Connector: **C0013**

Description: **Lamp-Side repeater-Front-LH**

Location: **On the side of the front fender**

Qualifier:



Part No.: **YPC500360**

**Colour: BLACK**

**Cavities: 2WY**

**Harness: WING LH HARNESS**



**Wire Chart**

CAV	TERMINAL	CSA	COL	CCT	DESTN
1	YPL101510	0.75D	GR	499	S/JOINT CTAP A104
2	YPL101510	0.75D	B	896	C0003
2	YPL101510	0.75D	B	897	CI873

**Service Repair Kits**

CSA	0.75- 0.75 CSA	
<b>Cavities: 1,2</b>		
418-549-11	SRK ITEM MQS FAMILY 0.75CSA	1
418-112	SRK ITEM	1
418-104	SRK ITEM R/B	1
418-107	SRK ITEM PIDG RED	1
418-117	SRK ITEM	1
418-116A	SRK ITEM	1
VUB500150		

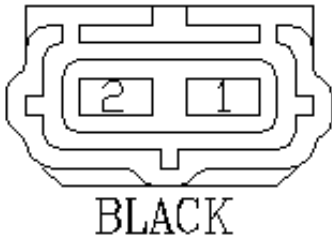
[Cliccare qui per stampare](#)

Connettore: **C0014**

Descrizione: **Resistore-Anabbaglianti/mezze luci**

Ubicazione: **Sotto il cofano, parafango interno lato destro**

Qualifier:



No. Parte: **YPCI0070**

Colore: **BLACK**

Cavità: **2WY**

Cablaggio: **WING RH HARNESS**




Tabella dei Cavi

CAV	TERMINAL	CSA	COL	CCT	DESTN
1	AFU3802	1.5D	NW	765	C1267
2	AFU3802	1.5D	NG	765	C1267

Kit per le riparazioni di servizio

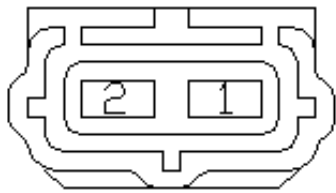
CSA	0.70- 2.00 CSA	
<b>Cavities: 1,2</b>		
418-549-49	SRK ITEM ECONOSEAL FAMILY 2.0CSA	1
418-113	SRK ITEM	1
418-104	SRK ITEM R/B	1
418-108	SRK ITEM PIDG BLUE	1
418-117	SRK ITEM	1
418-116A	SRK ITEM	1
VUB001680		

Connettore: **C0014**

Descrizione: **Resistore-Anabbaglianti/mezze luci**

Ubicazione: **Sotto il cofano, parafango interno lato destro**

Qualifier:



BLACK

No. Parte: **YPCI0070**

Colore: **BLACK**

Cavità: **2WY**

Cablaggio: **WING RH HARNESS**




Tabella dei Cavi

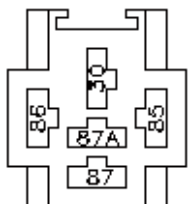
CAV	TERMINAL	CSA	COL	CCT	DESTN
1	AFU3802	1.5D	NW	765	C1267
2	AFU3802	1.5D	NG	765	C1267

Kit per le riparazioni di servizio

CSA	0.70- 2.00 CSA	
<b>Cavities: 1,2</b>		
418-549-49	SRK ITEM ECONOSEAL FAMILY 2.0CSA	1
418-113	SRK ITEM	1
418-104	SRK ITEM R/B	1
418-108	SRK ITEM PIDG BLUE	1
418-117	SRK ITEM	1
418-116A	SRK ITEM	1
VUB001680		

[Cliccare qui per stampare](#)

Connettore: **C0019**



YELLOW

No. Parte: **AFU3271**

Colore: **YELLOW**

Cavità: **5WY**

Cablaggio: **MAIN LH + RH HARNESS**

Descrizione: **Relè-Ventola di raffreddamento**

Ubicazione: **Sotto il sedile anteriore destro**

Qualifier:

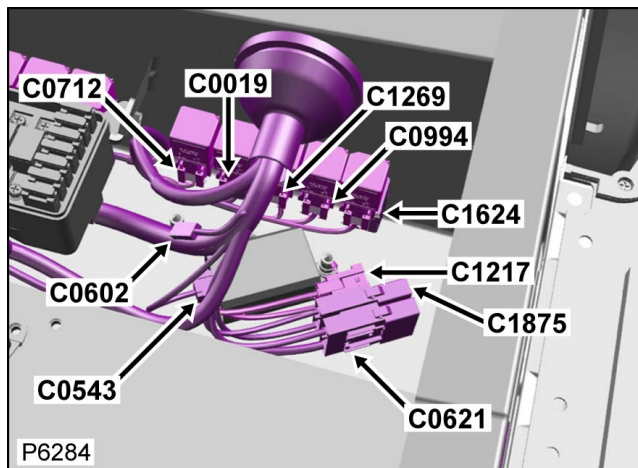


Tabella dei Cavi

CAV	TERMINAL	CSA	COL	CCT	DESTN
30	YPLI0045	2.5D	NS	I4L	C0583L
30	YPLI0045	2.5D	NS	I4R	C0583R
85	AFU3120	2.0D	NO	I4	S/JOINT SJI
86	AFU3119	0.5D	UB	I4	C0872
87	AFU3120	2.0	BN	I4	C0280A

Kit per le riparazioni di servizio

Refer to Harness Repair information

Se référer aux informations de réparation de faisceau

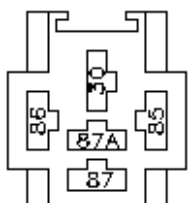
Siehe Informationen über Kabelbaumreparaturen

Vedere le informazioni che trattano le operazioni di riparazione del cablaggio

Remítase a la información sobre reparación de mazos de cables

Raadpleeg de informatie over kabelboomreparaties

Connettore: **C0019**



YELLOW

No. Parte: **AFU3271**

Colore: **YELLOW**

Cavità: **5WY**

Cablaggio: **MAIN LH + RH HARNESS**

Descrizione: **Relè-Ventola di raffreddamento**

Ubicazione: **Sotto il sedile anteriore destro**

Qualifier:

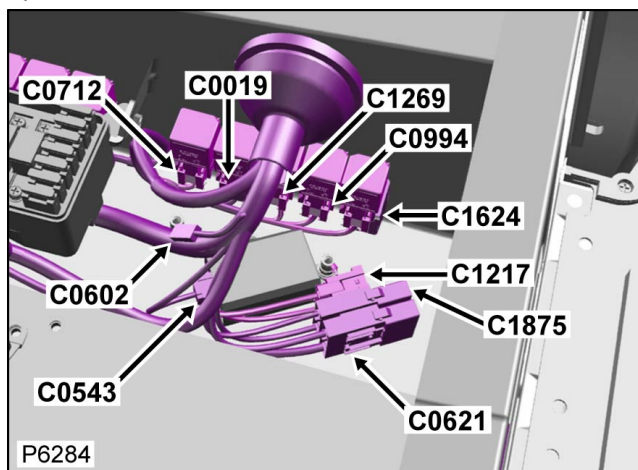


Tabella dei Cavi

CAV	TERMINAL	CSA	COL	CCT	DESTN
30	YPLI0045	2.5D	NS	I4L	C0583L
30	YPLI0045	2.5D	NS	I4R	C0583R

Kit per le riparazioni di servizio

Refer to Harness Repair information

Se référer aux informations de réparation de faisceau

Siehe Informationen über Kabelbaumreparaturen

85	AFU3120	2.0D	NO	14	S/JOINT SJI
86	AFU3119	0.5D	UB	14	C0872
87	AFU3120	2.0	BN	14	C0280A

Wieke Informatie over kabelboomreparaties

Vedere le informazioni che trattano le operazioni  
di riparazione del cablaggio

Remítase a la información sobre reparación de  
mazos de cables

Raadpleeg de informatie over kabelboomreparaties

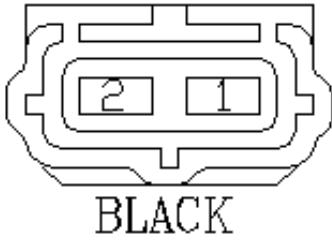
[Click here to print](#)

Connector: **C002 I**

Description: **Pump-Washer-Rear screen**

Location: **Behind LH headlamp**

Qualifier:




Part No.: **YPCI0070**

Colour: **BLACK**

Cavities: **2WY**

Harness: **WING LH HARNESS**



#### Wire Chart

CAV	TERMINAL	CSA	COL	CCT	DESTN
1	YPL10062	0.5D	B	499	CTAP
2	YPL10062	0.5D	BLG	499	C1265

#### Service Repair Kits

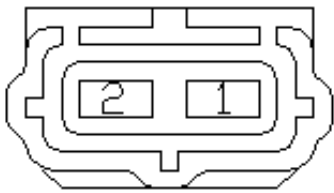
CSA	0.20- 0.50 CSA	
<b>Cavities: 1,2</b>		
418-549-50	SRK ITEM ECONOSEAL FAMILY 0.5CSA	1
418-112	SRK ITEM	1
418-104	SRK ITEM R/B	1
418-107	SRK ITEM PIDG RED	1
418-117	SRK ITEM	1
418-116A	SRK ITEM	1
VUB001690		

Connector: **C002 I**

Description: **Pump-Washer-Rear screen**

Location: **Behind LH headlamp**

Qualifier:




BLACK

Part No.: **YPCI0070**

Colour: **BLACK**

Cavities: **2WY**

Harness: **WING LH HARNESS**



**Wire Chart**

CAV	TERMINAL	CSA	COL	CCT	DESTN
1	YPL10062	0.5D	B	499	CTAP
2	YPL10062	0.5D	BLG	499	CI265

**Service Repair Kits**

CSA	0.20- 0.50 CSA	
<b>Cavities: 1,2</b>		
418-549-50	SRK ITEM ECONOSEAL FAMILY 0.5CSA	1
418-112	SRK ITEM	1
418-104	SRK ITEM R/B	1
418-107	SRK ITEM PIDG RED	1
418-117	SRK ITEM	1
418-116A	SRK ITEM	1
VUB001690		

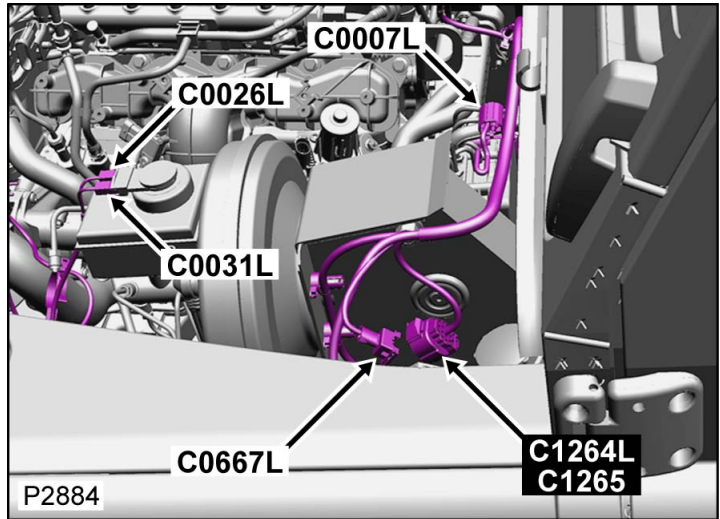
[Click here to print](#)

Connector: **C0026L**

Description: **Switch-Brake-fluid level**

Location: **Rear LH side of engine compartment**

Qualifier: **LHD condition illustrated**



Part No.: **ADU8339**

Colour: **NATURAL**

Cavities: **I WY**

Harness: **MAIN LH + RH HARNESS**

**Wire Chart**

CAV	TERMINAL	CSA	COL	CCT	DESTN
I	AFU3262	0.5D	BW	I39L	C0288

**Service Repair Kits**

CSA	0.30- 0.81 CSA	
<b>Cavities: I</b>		
418-549-44	SRK ITEM 250 POSI-LOCK FAMILY 1.0CSA	I
418-112	SRK ITEM	I
418-104	SRK ITEM R/B	I
418-107	SRK ITEM PIDG RED	I
418-117	SRK ITEM	I
418-116A	SRK ITEM	I
VUB001560		

Connector: **C0026L**

Description: **Switch-Brake-fluid level**

Location: **Rear LH side of engine compartment**

Qualifier: **LHD condition illustrated**

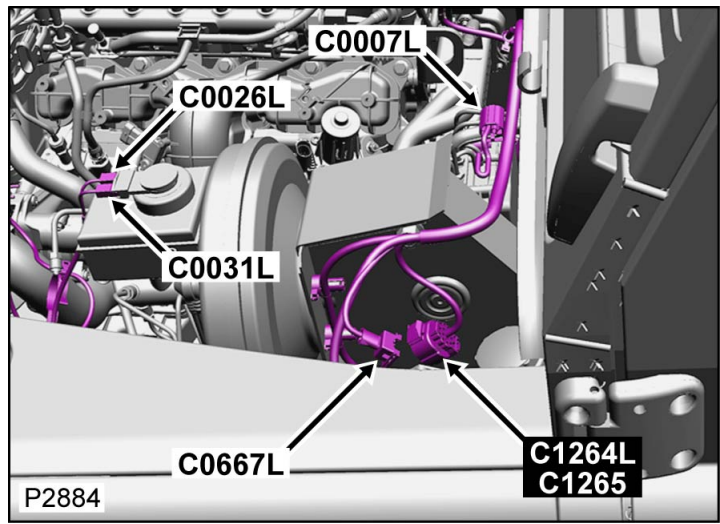


**Part No.: ADU8339**

**Colour: NATURAL**

**Cavities: IWY**

**Harness: MAIN LH + RH HARNESS**



**Wire Chart**

CAV	TERMINAL	CSA	COL	CCT	DESTN
I	AFU3262	0.5D	BW	I39L	C0288

**Service Repair Kits**

CSA	0.30- 0.81 CSA	
<b>Cavities: I</b>		
418-549-44	SRK ITEM 250 POSI-LOCK FAMILY 1.0CSA	I
418-112	SRK ITEM	I
418-104	SRK ITEM R/B	I
418-107	SRK ITEM PIDG RED	I
418-117	SRK ITEM	I
418-116A	SRK ITEM	I
VUB001560		

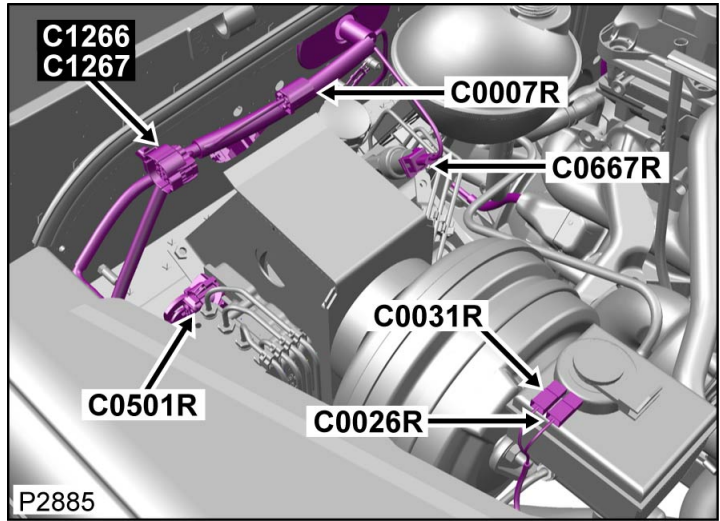
[Click here to print](#)

Connector: **C0026R**

Description: **Switch-Brake-fluid level**

Location: **Rear RH side of engine compartment**

Qualifier: **RHD condition illustrated**



Part No.: **ADU8339**

Colour: **NATURAL**

Cavities: **I WY**

Harness: **MAIN LH + RH HARNESS**

**Wire Chart**

CAV	TERMINAL	CSA	COL	CCT	DESTN
I	AFU3262	0.5D	BW	200R	C0288

**Service Repair Kits**

CSA	0.30- 0.81 CSA	
<b>Cavities: I</b>		
418-549-44	SRK ITEM 250 POSI-LOCK FAMILY 1.0CSA	I
418-112	SRK ITEM	I
418-104	SRK ITEM R/B	I
418-107	SRK ITEM PIDG RED	I
418-117	SRK ITEM	I
418-116A	SRK ITEM	I
VUB001560		

Connector: **C0026R**

Description: **Switch-Brake-fluid level**

Location: **Rear RH side of engine compartment**

Qualifier: **RHD condition illustrated**

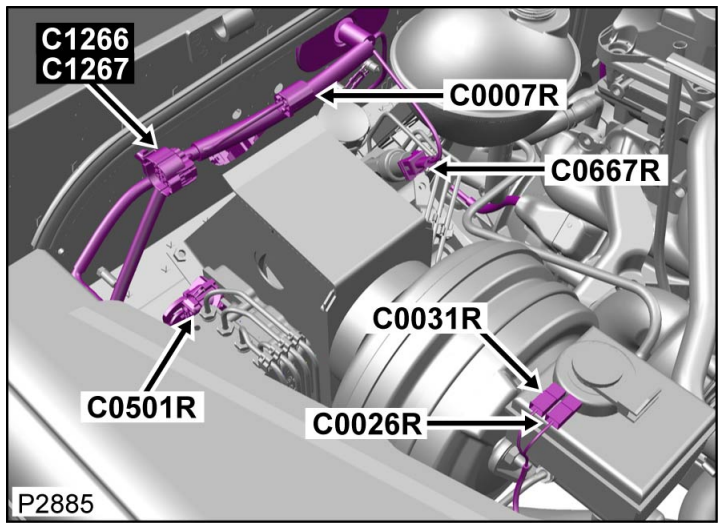


**Part No.: ADU8339**

**Colour: NATURAL**

**Cavities: IWY**

**Harness: MAIN LH + RH HARNESS**



**Wire Chart**

CAV	TERMINAL	CSA	COL	CCT	DESTN
I	AFU3262	0.5D	BW	200R	C0288

**Service Repair Kits**

CSA	0.30- 0.81 CSA	
<b>Cavities: I</b>		
418-549-44	SRK ITEM 250 POSI-LOCK FAMILY 1.0CSA	I
418-112	SRK ITEM	I
418-104	SRK ITEM R/B	I
418-107	SRK ITEM PIDG RED	I
418-117	SRK ITEM	I
418-116A	SRK ITEM	I
VUB001560		

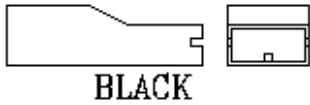
[Click here to print](#)

Connector: **C0028L**

Description: **Switch-Ignition**

Location: **Behind steering column cowl**

Qualifier:




Part No.: **AAUI010**

Colour: **BLACK**

Cavities: **IWY**

Harness: **MAIN LH + RH HARNESS**



#### Wire Chart

CAV	TERMINAL	CSA	COL	CCT	DESTN
I	YPLI0096	6.0D	NW	I39L	C3762

#### Service Repair Kits

Refer to Harness Repair information

Se référer aux informations de réparation de faisceau

Siehe Informationen über Kabelbaumreparaturen

Vedere le informazioni che trattano le operazioni di riparazione del cablaggio

Remítase a la información sobre reparación de mazos de cables

Raadpleeg de informatie over kabelboomreparaties

Connector: **C0028L**

Description: **Switch-Ignition**

Location: **Behind steering column cowl**

Qualifier:




Part No.: **AAUI010**

Colour: **BLACK**

Cavities: **IWY**

Harness: **MAIN LH + RH HARNESS**



#### Wire Chart

CAV	TERMINAL	CSA	COL	CCT	DESTN
I	YPLI0096	6.0D	NW	I39L	C3762

#### Service Repair Kits

Refer to Harness Repair information

Se référer aux informations de réparation de faisceau

Siehe Informationen über Kabelbaumreparaturen

Wieke Informationen über Kabelboomreparaturen

Vedere le informazioni che trattano le operazioni  
di riparazione del cablaggio

Remítase a la información sobre reparación de  
mazos de cables

Raadpleeg de informatie over kabelboomreparaties

[Click here to print](#)

Connector: **C0028R**

Description: **Switch-Ignition**

Location: **Behind steering column cowl**

Qualifier:




Part No.: **AAUI010**

Colour: **BLACK**

Cavities: **IWY**

Harness: **MAIN LH + RH HARNESS**



#### Wire Chart

CAV	TERMINAL	CSA	COL	CCT	DESTN
I	YPLI0096	6.0D	NW	200R	C3762

#### Service Repair Kits

Refer to Harness Repair information

Se référer aux informations de réparation de faisceau

Siehe Informationen über Kabelbaumreparaturen

Vedere le informazioni che trattano le operazioni di riparazione del cablaggio

Remítase a la información sobre reparación de mazos de cables

Raadpleeg de informatie over kabelboomreparaties

Connector: **C0028R**

Description: **Switch-Ignition**

Location: **Behind steering column cowl**

Qualifier:




Part No.: **AAUI010**

Colour: **BLACK**

Cavities: **IWY**

Harness: **MAIN LH + RH HARNESS**



#### Wire Chart

CAV	TERMINAL	CSA	COL	CCT	DESTN
I	YPLI0096	6.0D	NW	200R	C3762

#### Service Repair Kits

Refer to Harness Repair information

Se référer aux informations de réparation de faisceau

Siehe Informationen über Kabelbaumreparaturen

Wieke Informationen über Kabelboomreparaturen

Vedere le informazioni che trattano le operazioni  
di riparazione del cablaggio

Remítase a la información sobre reparación de  
mazos de cables

Raadpleeg de informatie over kabelboomreparaties

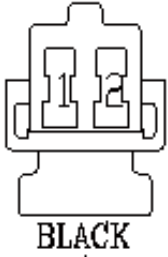
[Click here to print](#)

Connector: **C0029L**

Description: **Switch-Brake pedal**

Location: **Driver footwell**

Qualifier:

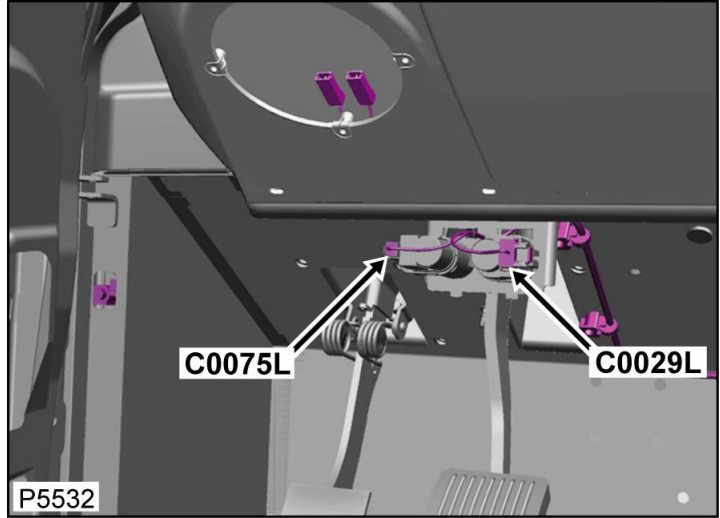


Part No.: **YPCI0225**

Colour: **BLACK**

Cavities: **2WY**

Harness: **MAIN LH + RH HARNESS**



**Wire Chart**

CAV	TERMINAL	CSA	COL	CCT	DESTN
1	YPL10036	0.5D	B	139L	S/JOINT SJ18
2	YPL10036	0.5D	BR	139L	C0872

**Service Repair Kits**

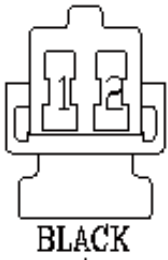
CSA	0.30- 0.50 CSA	
<b>Cavities: 1,2</b>		
418-549-61	SRK ITEM MULTILOCK 040 FAMILY 0.5CSA	1
418-112	SRK ITEM	1
418-104	SRK ITEM R/B	1
418-107	SRK ITEM PIDG RED	1
418-116A	SRK ITEM	1
VUB002000		

Connector: **C0029L**

Description: **Switch-Brake pedal**

Location: **Driver footwell**

Qualifier:

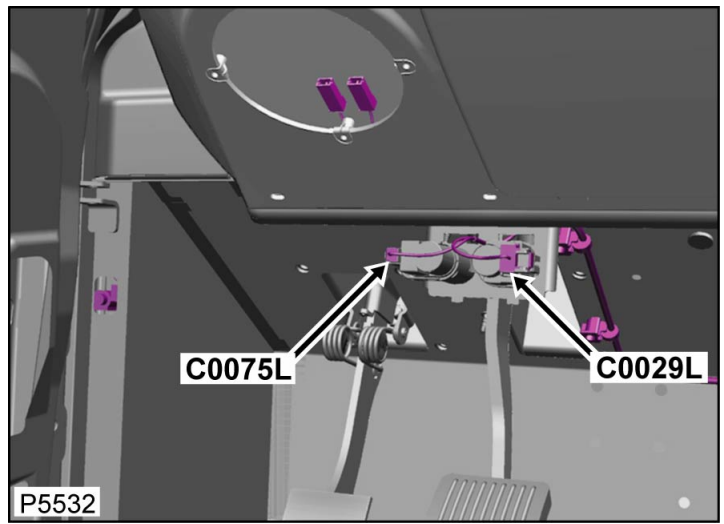


**Part No.: YPCI0225**

**Colour: BLACK**

**Cavities: 2WY**

**Harness: MAIN LH + RH HARNESS**



**Wire Chart**

CAV	TERMINAL	CSA	COL	CCT	DESTN
1	YPL10036	0.5D	B	139L	S/JOINT SJ18
2	YPL10036	0.5D	BR	139L	C0872

**Service Repair Kits**

CSA	0.30- 0.50 CSA	
<b>Cavities: 1,2</b>		
418-549-61	SRK ITEM MULTILOCK 040 FAMILY 0.5CSA	1
418-112	SRK ITEM	1
418-104	SRK ITEM R/B	1
418-107	SRK ITEM PIDG RED	1
418-116A	SRK ITEM	1
VUB002000		

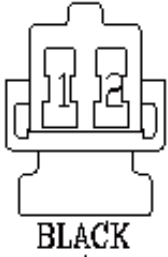
[Click here to print](#)

Connector: **C0029L**

Description: **Switch-Brake pedal**

Location: **Driver footwell**

Qualifier:

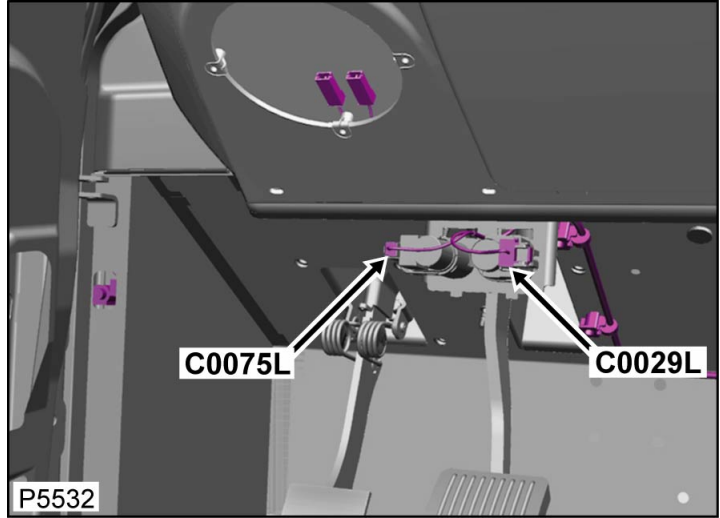


Part No.: **YPCI0225**

Colour: **BLACK**

Cavities: **2WY**

Harness: **MAIN LH + RH HARNESS**



**Wire Chart**

CAV	TERMINAL	CSA	COL	CCT	DESTN
1	YPL10036	0.5D	B	139L	S/JOINT SJ18
2	YPL10036	0.5D	BR	139L	C0872

**Service Repair Kits**

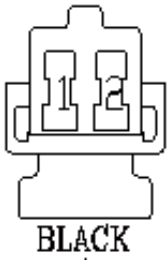
CSA	0.30- 0.50 CSA	
<b>Cavities: 1,2</b>		
418-549-61	SRK ITEM MULTILOCK 040 FAMILY 0.5CSA	1
418-112	SRK ITEM	1
418-104	SRK ITEM R/B	1
418-107	SRK ITEM PIDG RED	1
418-116A	SRK ITEM	1
VUB002000		

Connector: **C0029L**

Description: **Switch-Brake pedal**

Location: **Driver footwell**

Qualifier:

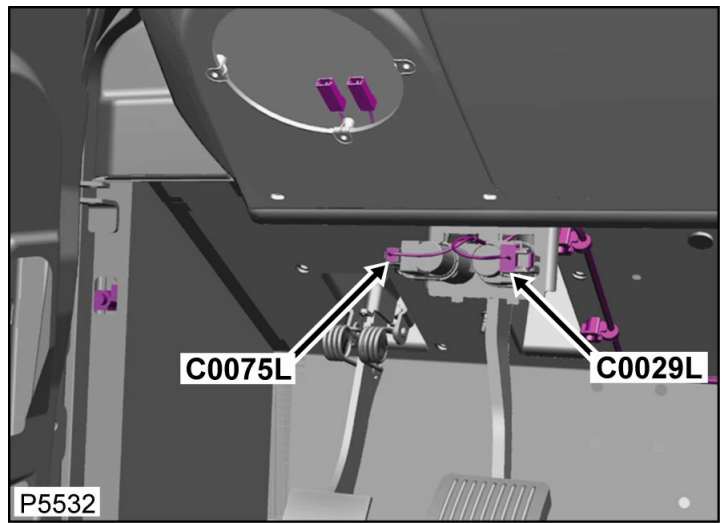


**Part No.: YPCI0225**

**Colour: BLACK**

**Cavities: 2WY**

**Harness: MAIN LH + RH HARNESS**



**Wire Chart**

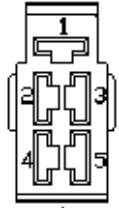
CAV	TERMINAL	CSA	COL	CCT	DESTN
1	YPL10036	0.5D	B	139L	S/JOINT SJ18
2	YPL10036	0.5D	BR	139L	C0872

**Service Repair Kits**

CSA	0.30- 0.50 CSA	
<b>Cavities: 1,2</b>		
418-549-61	SRK ITEM MULTILOCK 040 FAMILY 0.5CSA	1
418-112	SRK ITEM	1
418-104	SRK ITEM R/B	1
418-107	SRK ITEM PIDG RED	1
418-116A	SRK ITEM	1
VUB002000		

[Click here to print](#)

Connector: **C0030**



LT GREY

Part No.: **13H4576**

Colour: **LIGHT GREY**


Cavities: **5WY**

Harness: **WIPER MOTOR LINK-LH HARNESS**

Description: **Motor-Wiper-Windscreen**

Location: **Behind RH side of Instrument panel**

Qualifier:



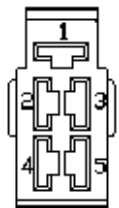
#### Wire Chart

CAV	TERMINAL	CSA	COL	CCT	DESTN
1	YPLI01300	1.0D	B	499	CI511
2	YPLI01300	1.0D	NLG	499	CI511
3	YPLI01300	1.0D	ULG	499	CI511
4	BHA4980	1.5D	WG	499	CI511
5	YPLI01300	1.0D	RLG	499	CI511

#### Service Repair Kits

Refer to Harness Repair information  
Se référer aux informations de réparation de faisceau  
Siehe Informationen über Kabelbaumreparaturen  
Vedere le informazioni che trattano le operazioni  
di riparazione del cablaggio  
Remítase a la información sobre reparación de  
mazos de cables  
Raadpleeg de informatie over kabelboomreparaties

Connector: **C0030**



LT GREY

Part No.: **13H4576**

Colour: **LIGHT GREY**


Cavities: **5WY**

Harness: **WIPER MOTOR LINK-LH HARNESS**

Description: **Motor-Wiper-Windscreen**

Location: **Behind RH side of Instrument panel**

Qualifier:



#### Wire Chart

CAV	TERMINAL	CSA	COL	CCT	DESTN
1	YPLI01300	1.0D	B	499	CI511
2	YPLI01300	1.0D	NLG	499	CI511

#### Service Repair Kits

Refer to Harness Repair information  
Se référer aux informations de réparation de faisceau  
Siehe Informationen über Kabelbaumreparaturen

3	YPLI01300	I.0D	ULG	499	CI511
4	BHA4980	I.5D	WG	499	CI511
5	YPLI01300	I.0D	RLG	499	CI511

Wieke Informatie over kabelboomreparaties

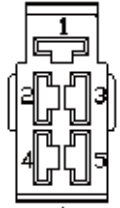
Vedere le informazioni che trattano le operazioni  
di riparazione del cablaggio

Remítase a la información sobre reparación de  
mazos de cables

Raadpleeg de informatie over kabelboomreparaties

[Click here to print](#)

Connector: **C0030**



LT GREY

Part No.: **13H4576**

Colour: **LIGHT GREY**

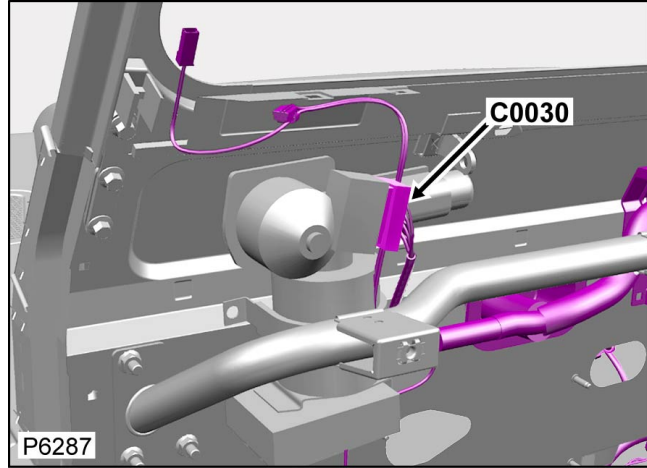
Cavities: **5WY**

Harness: **MAIN LH + RH HARNESS**

Description: **Motor-Wiper-Windscreen**

Location: **Behind LH side of Instrument panel**

Qualifier:



#### Wire Chart

CAV	TERMINAL	CSA	COL	CCT	DESTN
1	BHA4980	2.0D	B	200R	C0289
2	BHA4980	2.0D	NLG	200R	C0303R
3	BHA4980	2.0D	ULG	200R	C0278
4	BHA4980	2.0D	WVG	200R	S/JJOINT SJ32
5	BHA4980	2.0D	RLG	200R	C0278

#### Service Repair Kits

Refer to Harness Repair information

Se référer aux informations de réparation de faisceau

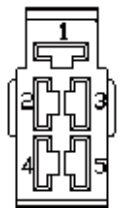
Siehe Informationen über Kabelbaumreparaturen

Vedere le informazioni che trattano le operazioni di riparazione del cablaggio

Remítase a la información sobre reparación de mazos de cables

Raadpleeg de informatie over kabelboomreparaties

Connector: **C0030**



LT GREY

Part No.: **13H4576**

Colour: **LIGHT GREY**

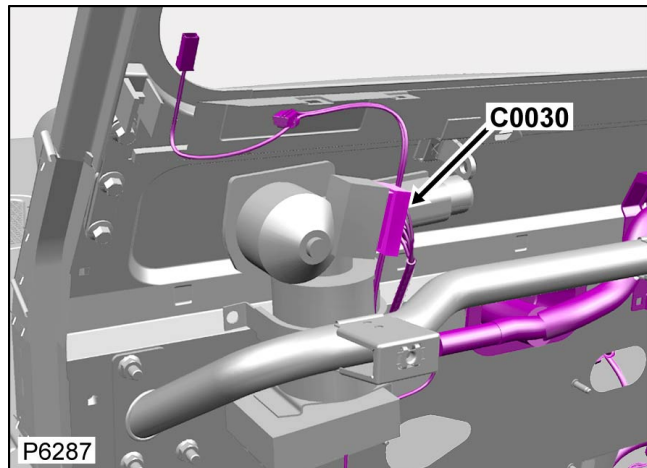
Cavities: **5WY**

Harness: **MAIN LH + RH HARNESS**

Description: **Motor-Wiper-Windscreen**

Location: **Behind LH side of Instrument panel**

Qualifier:



#### Wire Chart

CAV	TERMINAL	CSA	COL	CCT	DESTN
1	BHA4980	2.0D	B	200R	C0289
2	BHA4980	2.0D	NLG	200R	C0303R

#### Service Repair Kits

Refer to Harness Repair information

Se référer aux informations de réparation de faisceau

Siehe Informationen über Kabelbaumreparaturen

3	BHA4980	2.0D	ULG	200R	C0278
4	BHA4980	2.0D	WG	200R	S/JOINT SJ32
5	BHA4980	2.0D	RLG	200R	C0278

Wieke Informatie over kabelboomreparaties

Vedere le informazioni che trattano le operazioni  
di riparazione del cablaggio

Remítase a la información sobre reparación de  
mazos de cables

Raadpleeg de informatie over kabelboomreparaties

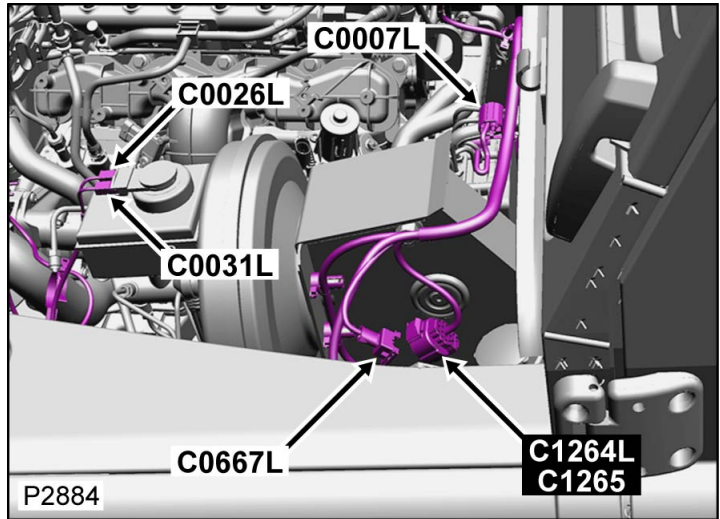
[Click here to print](#)

Connector: **C003 1L**

Description: **Switch-Brake-fluid level**

Location: **Rear LH side of engine compartment**

Qualifier: **LHD condition illustrated**



Part No.: **ADU8339**

Colour: **NATURAL**

Cavities: **1WY**

Harness: **MAIN LH + RH HARNESS**

**Wire Chart**

CAV	TERMINAL	CSA	COL	CCT	DESTN
I	AFU3262	0.5D	B	I39L	C0289

**Service Repair Kits**

CSA	0.30- 0.81 CSA	
<b>Cavities: I</b>		
418-549-44	SRK ITEM 250 POSI-LOCK FAMILY 1.0CSA	I
418-112	SRK ITEM	I
418-104	SRK ITEM R/B	I
418-107	SRK ITEM PIDG RED	I
418-117	SRK ITEM	I
418-116A	SRK ITEM	I
VUB001560		

Connector: **C003 1L**

Description: **Switch-Brake-fluid level**

Location: **Rear LH side of engine compartment**

Qualifier: **LHD condition illustrated**

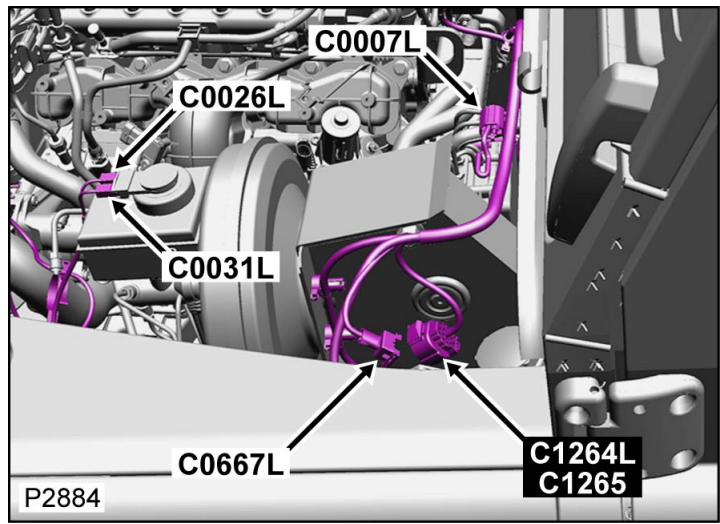


**Part No.: ADU8339**

**Colour: NATURAL**

**Cavities: IWY**

**Harness: MAIN LH + RH HARNESS**



**Wire Chart**

CAV	TERMINAL	CSA	COL	CCT	DESTN
I	AFU3262	0.5D	B	I39L	C0289

**Service Repair Kits**

CSA	0.30- 0.81 CSA	
<b>Cavities: I</b>		
418-549-44	SRK ITEM 250 POSI-LOCK FAMILY 1.0CSA	I
418-112	SRK ITEM	I
418-104	SRK ITEM R/B	I
418-107	SRK ITEM PIDG RED	I
418-117	SRK ITEM	I
418-116A	SRK ITEM	I
VUB001560		

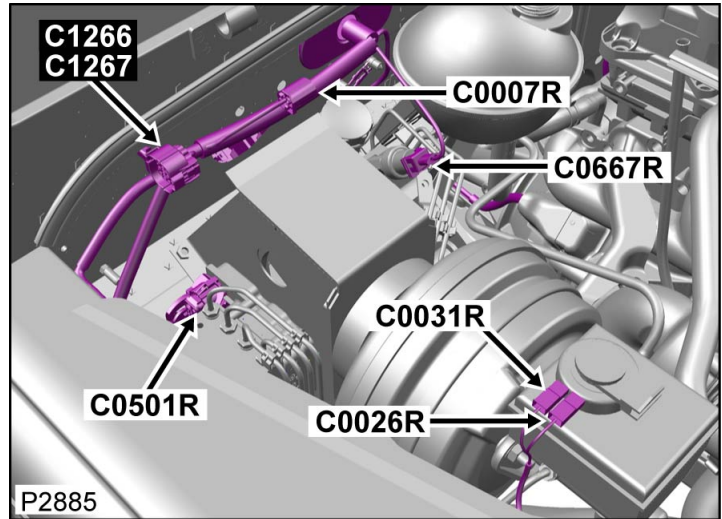
[Click here to print](#)

Connector: **C003 IR**

Description: **Switch-Brake-fluid level**

Location: **Rear RH side of engine compartment**

Qualifier: **RHD condition illustrated**



Part No.: **ADU8339**

Colour: **NATURAL**

Cavities: **IWY**

Harness: **MAIN LH + RH HARNESS**

**Wire Chart**

CAV	TERMINAL	CSA	COL	CCT	DESTN
I	AFU3262	0.5D	B	200R	C0289

**Service Repair Kits**

CSA	0.30- 0.81 CSA	
<b>Cavities: I</b>		
418-549-44	SRK ITEM 250 POSI-LOCK FAMILY 1.0CSA	I
418-112	SRK ITEM	I
418-104	SRK ITEM R/B	I
418-107	SRK ITEM PIDG RED	I
418-117	SRK ITEM	I
418-116A	SRK ITEM	I
VUB001560		

Connector: **C003 IR**

Description: **Switch-Brake-fluid level**

Location: **Rear RH side of engine compartment**

Qualifier: **RHD condition illustrated**

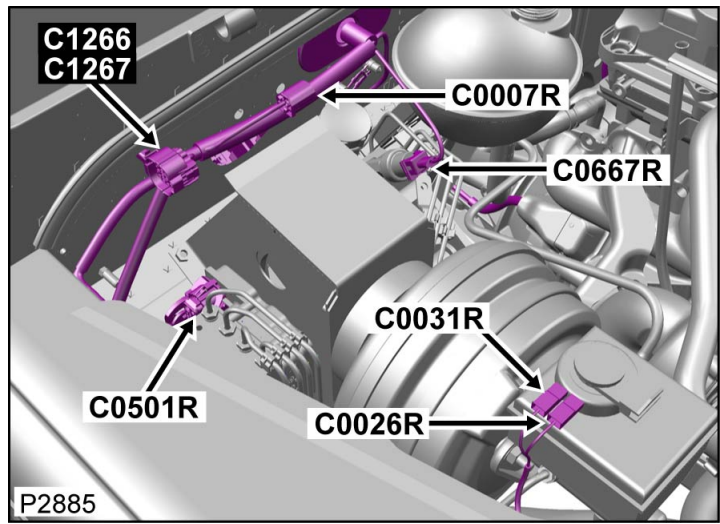


**Part No.: ADU8339**

**Colour: NATURAL**

**Cavities: IWY**

**Harness: MAIN LH + RH HARNESS**



**Wire Chart**

CAV	TERMINAL	CSA	COL	CCT	DESTN
I	AFU3262	0.5D	B	200R	C0289

**Service Repair Kits**

CSA	0.30- 0.81 CSA	
<b>Cavities: I</b>		
418-549-44	SRK ITEM 250 POSI-LOCK FAMILY 1.0CSA	I
418-112	SRK ITEM	I
418-104	SRK ITEM R/B	I
418-107	SRK ITEM PIDG RED	I
418-117	SRK ITEM	I
418-116A	SRK ITEM	I
VUB001560		

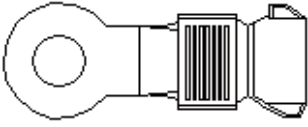
[Click here to print](#)

Connector: **C0034**

Description: **Generator**

Location: **RH side of engine**

Qualifier:

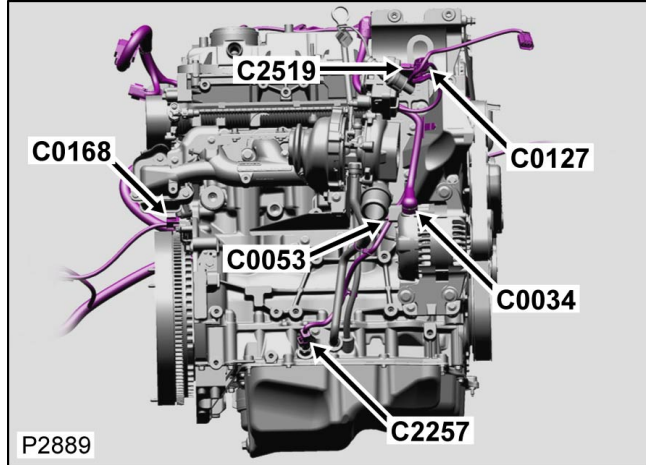


Part No.: **YPG900220**

Colour: **TIN PLATED**

Cavities: **IWY**

Harness: **ENGINE DIESEL HARNESS**



**Wire Chart**

CAV	TERMINAL	CSA	COL	CCT	DESTN
I	-	25.0	R	254	C0178

**Service Repair Kits**

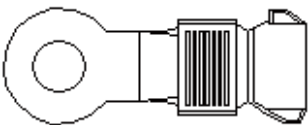
Refer to Harness Repair information  
Se référer aux informations de réparation de faisceau  
Siehe Informationen über Kabelbaumreparaturen  
Vedere le informazioni che trattano le operazioni  
di riparazione del cablaggio  
Remítase a la información sobre reparación de  
mazos de cables  
Raadpleeg de informatie over kabelboomreparaties

Connector: **C0034**

Description: **Generator**

Location: **RH side of engine**

Qualifier:

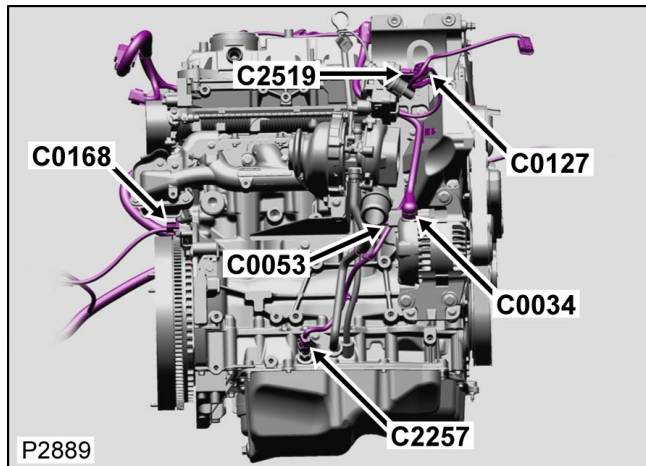


Part No.: **YPG900220**

Colour: **TIN PLATED**

Cavities: **IWY**

Harness: **ENGINE DIESEL HARNESS**



**Wire Chart**

CAV	TERMINAL	CSA	COL	CCT	DESTN
I	-	25.0	R	254	C0178

**Service Repair Kits**

Refer to Harness Repair information  
Se référer aux informations de réparation de faisceau  
Siehe Informationen über Kabelbaumreparaturen

Wieke Informationen über Kabelboomreparaturen

Vedere le informazioni che trattano le operazioni  
di riparazione del cablaggio

Remítase a la información sobre reparación de  
mazos de cables

Raadpleeg de informatie over kabelboomreparaties

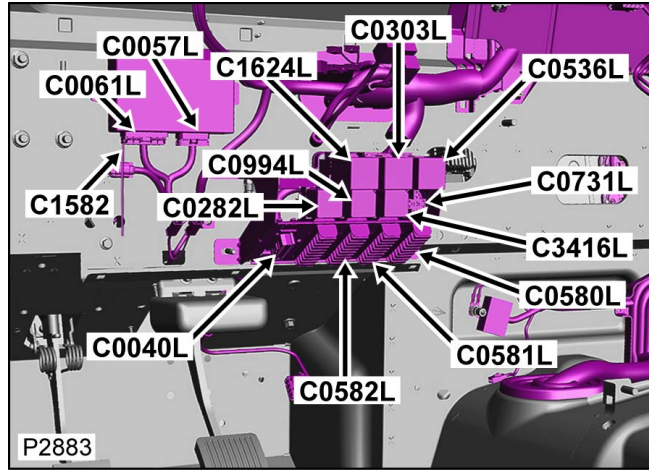
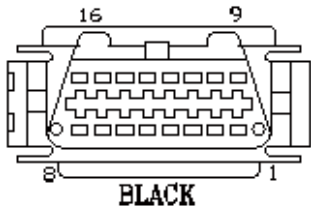
[Click here to print](#)

Connector: **C0040L**

Description: **Diagnostic socket**

Location: **Behind LH side of Instrument panel**

Qualifier: **LHD condition illustrated**



Part No.: **YPC107920**

Colour: **BLACK**

Cavities: **16WY**

Harness: **MAIN LH + RH HARNESS**

**Wire Chart**

**Service Repair Kits**

CAV	TERMINAL	CSA	COL	CCT	DESTN
4	YPL10108	0.5D	B	139L	S/JOINT SJ46
5	YPL10108	0.5D	B	139L	S/JOINT SJ46
6	YPL10108	0.5D	UB	151L	S/JOINT SJ6
6	YPL10108	0.5D	UB	9	S/JOINT SJ6
8	YPL10108	0.5D	OLG	22L	C0061L
14	YPL10108	0.5D	GB	151L	S/JOINT SJ5
14	YPL10108	0.5D	GB	9	S/JOINT SJ5
16	YPL10108	0.5D	PN	22L	C0287

Refer to Harness Repair information

Se référer aux informations de réparation de faisceau

Siehe Informationen über Kabelbaumreparaturen

Vedere le informazioni che trattano le operazioni di riparazione del cablaggio

Remítase a la información sobre reparación de mazos de cables

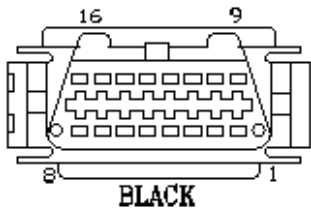
Raadpleeg de informatie over kabelboomreparaties

Connector: **C0040L**

Description: **Diagnostic socket**

Location: **Behind LH side of Instrument panel**

Qualifier: **LHD condition illustrated**

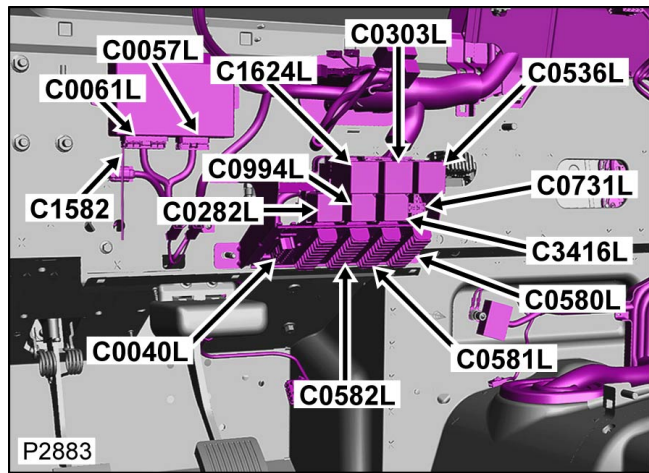


Part No.: **YPC107920**

Colour: **BLACK**

Cavities: **16WY**

**Harness: MAIN LH + RH HARNESS**



**Wire Chart**

CAV	TERMINAL	CSA	COL	CCT	DESTN
4	YPLI0108	0.5D	B	139L	S/JOINT SJ46
5	YPLI0108	0.5D	B	139L	S/JOINT SJ46
6	YPLI0108	0.5D	UB	151L	S/JOINT SJ6
6	YPLI0108	0.5D	UB	9	S/JOINT SJ6
8	YPLI0108	0.5D	OLG	22L	C0061L
14	YPLI0108	0.5D	GB	151L	S/JOINT SJ5
14	YPLI0108	0.5D	GB	9	S/JOINT SJ5
16	YPLI0108	0.5D	PN	22L	C0287

**Service Repair Kits**

Refer to Harness Repair information

Se référer aux informations de réparation de faisceau

Siehe Informationen über Kabelbaumreparaturen

Vedere le informazioni che trattano le operazioni di riparazione del cablaggio

Remítase a la información sobre reparación de mazos de cables

Raadpleeg de informatie over kabelboomreparaties

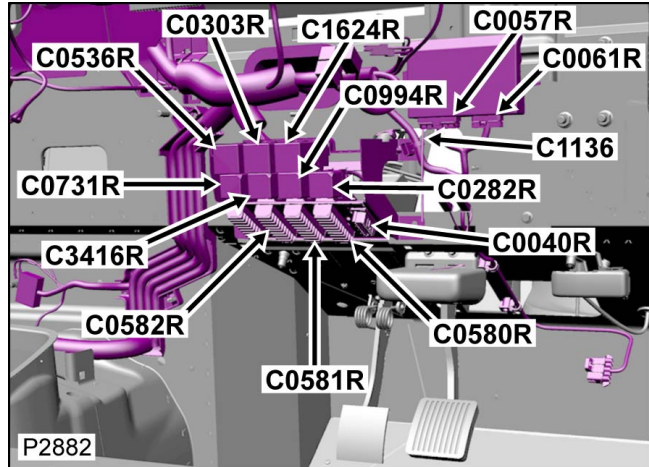
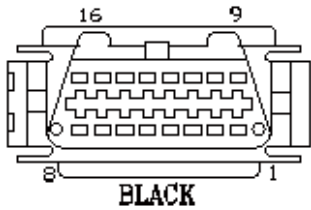
[Click here to print](#)

Connector: **C0040R**

Description: **Diagnostic socket**

Location: **Behind RH side of Instrument panel**

Qualifier: **RHD condition illustrated**



Part No.: **YPC107920**

Colour: **BLACK**

Cavities: **16WY**

Harness: **MAIN LH + RH HARNESS**

**Wire Chart**

**Service Repair Kits**

CAV	TERMINAL	CSA	COL	CCT	DESTN
4	YPLI0108	0.5D	B	200R	S/JOINT SJ66
5	YPLI0108	0.5D	B	200R	S/JOINT SJ66
6	YPLI0108	0.5D	UB	151R	S/JOINT SJ9
6	YPLI0108	0.5D	UB	10	S/JOINT SJ9
8	YPLI0108	0.5D	OLG	22R	C0061R
14	YPLI0108	0.5D	GB	151R	S/JOINT SJ10
14	YPLI0108	0.5D	GB	10	S/JOINT SJ10
16	YPLI0108	0.5D	PN	22R	C0287

Refer to Harness Repair information

Se référer aux informations de réparation de faisceau

Siehe Informationen über Kabelbaumreparaturen

Vedere le informazioni che trattano le operazioni di riparazione del cablaggio

Remítase a la información sobre reparación de mazos de cables

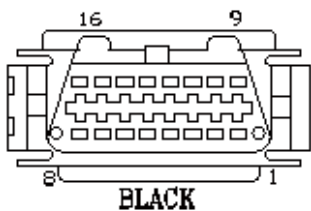
Raadpleeg de informatie over kabelboomreparaties

Connector: **C0040R**

Description: **Diagnostic socket**

Location: **Behind RH side of Instrument panel**

Qualifier: **RHD condition illustrated**

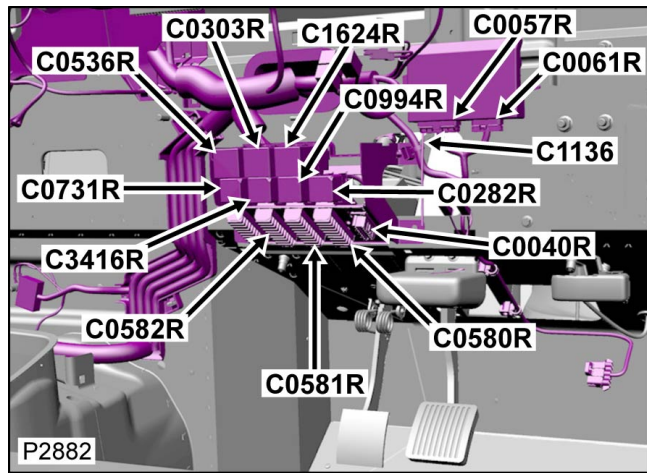


Part No.: **YPC107920**

Colour: **BLACK**

Cavities: **16WY**

**Harness: MAIN LH + RH HARNESS**



**Wire Chart**

CAV	TERMINAL	CSA	COL	CCT	DESTN
4	YPLI0108	0.5D	B	200R	S/JOINT SJ66
5	YPLI0108	0.5D	B	200R	S/JOINT SJ66
6	YPLI0108	0.5D	UB	151R	S/JOINT SJ9
6	YPLI0108	0.5D	UB	10	S/JOINT SJ9
8	YPLI0108	0.5D	OLG	22R	C0061R
14	YPLI0108	0.5D	GB	151R	S/JOINT SJ10
14	YPLI0108	0.5D	GB	10	S/JOINT SJ10
16	YPLI0108	0.5D	PN	22R	C0287

**Service Repair Kits**

Refer to Harness Repair information

Se référer aux informations de réparation de faisceau

Siehe Informationen über Kabelbaumreparaturen

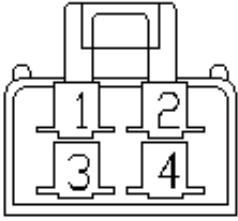
Vedere le informazioni che trattano le operazioni di riparazione del cablaggio

Remítase a la información sobre reparación de mazos de cables

Raadpleeg de informatie over kabelboomreparaties

[Click here to print](#)

Connector: **C004 I**



**NATURAL**

Part No.: **AFU3855**

Colour: **NATURAL**


Cavities: **4WY**

Harness: **MAIN LH + RH HARNESS**

Description: **Lighting control switch**

Location: **Underside of steering column**

Qualifier:



**Wire Chart**

CAV	TERMINAL	CSA	COL	CCT	DESTN
1	AFU3725	2.5D	NU	200R	C3764
2	AFU3567	1.5D	R	200R	C0581R
4	AFU3725	2.5D	U	200R	C3764

**Service Repair Kits**

CSA	1.75- 3.00 CSA	
<b>Cavities: 1,4</b>		
418-549-52	SRK ITEM ETN250/HM250/250 SEALED FAMILY 3.0CSA	1
418-114	SRK ITEM	1
418-105	SRK ITEM Y	1
418-109	SRK ITEM PIDG YELLOW	1
418-117	SRK ITEM	1
418-116A	SRK ITEM	1
VUB001780		


CSA	1.75- 3.00 CSA	
<b>Cavities: 1,4</b>		
YMI000430	SRK ITEM ETN250/HM250/250	1

	SEALED FAMILY 2.5CSA	
418-113	SRK ITEM	I
418-104	SRK ITEM R/B	I
418-108	SRK ITEM PIDG BLUE	I
418-117	SRK ITEM	I
418-116A	SRK ITEM	I
VUB001790		

<b>CSA</b>	<b>0.75- 1.50 CSA</b>	
<b>Cavities: 2</b>		
418-549-51	SRK ITEM ETN250 FAMILY 1.5CSA SEALED	I
418-112	SRK ITEM	I
418-104	SRK ITEM R/B	I
418-107	SRK ITEM PIDG RED	I
418-117	SRK ITEM	I
418-116A	SRK ITEM	I
VUB001770		

**Connector: C004 I**

**Description: Lighting control switch**  
**Location: Underside of steering column**  
**Qualifier:**




Part No.: **AFU3855**

Colour: **NATURAL**

Cavities: **4WY**

Harness: **MAIN LH + RH HARNESS**



**Wire Chart**

CAV	TERMINAL	CSA	COL	CCT	DESTN
1	AFU3725	2.5D	NU	200R	C3764
2	AFU3567	1.5D	R	200R	C0581R
4	AFU3725	2.5D	U	200R	C3764

**Service Repair Kits**

CSA	1.75- 3.00 CSA	
<b>Cavities: 1,4</b>		
418-549-52	SRK ITEM ETN250/HM250/250 SEALED FAMILY 3.0CSA	1
418-114	SRK ITEM	1
418-105	SRK ITEM Y	1
418-109	SRK ITEM PIDG YELLOW	1
418-117	SRK ITEM	1
418-116A	SRK ITEM	1
VUB001780		

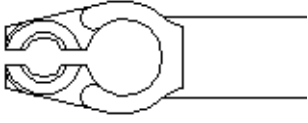
CSA	1.75- 3.00 CSA	
<b>Cavities: 1,4</b>		
YM1000430	SRK ITEM ETN250/HM250/250 SEALED FAMILY 2.5CSA	1
418-113	SRK ITEM	1

418-104	SRK ITEM R/B	I
418-108	SRK ITEM PIDG BLUE	I
418-117	SRK ITEM	I
418-116A	SRK ITEM	I
VUB001790		

<b>CSA</b>	<b>0.75- 1.50 CSA</b>	
<b>Cavities: 2</b>		
418-549-51	SRK ITEM ETN250 FAMILY 1.5CSA SEALED	I
418-112	SRK ITEM	I
418-104	SRK ITEM R/B	I
418-107	SRK ITEM PIDG RED	I
418-117	SRK ITEM	I
418-116A	SRK ITEM	I
VUB001770		

[Click here to print](#)

Connector: **C0045**



Part No.: **YPG800610**

Colour: **TIN PLATED**

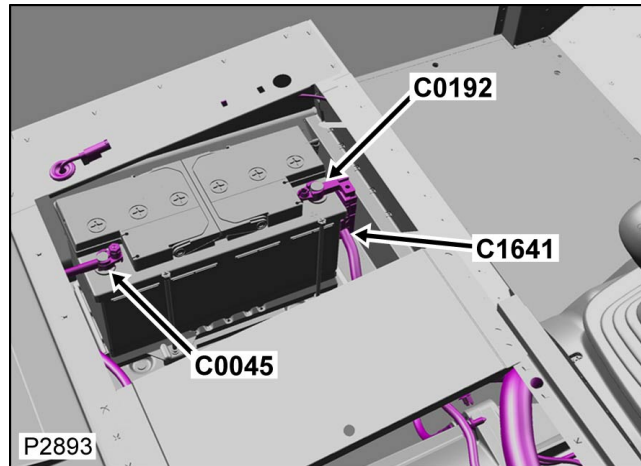
Cavities: **IWY**

Harness: **BATTERY NEGATIVE HARNESS**

Description: **Battery**

Location: **Beneath LH Front seat**

Qualifier:



**Wire Chart**

CAV	TERMINAL	CSA	COL	CCT	DESTN
I	-	50.0D	B	499	CI66I

**Service Repair Kits**

Refer to Harness Repair information

Se référer aux informations de réparation de faisceau

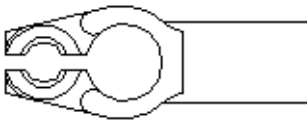
Siehe Informationen über Kabelbaumreparaturen

Vedere le informazioni che trattano le operazioni di riparazione del cablaggio

Remítase a la información sobre reparación de mazos de cables

Raadpleeg de informatie over kabelboomreparaties

Connector: **C0045**



Part No.: **YPG800610**

Colour: **TIN PLATED**

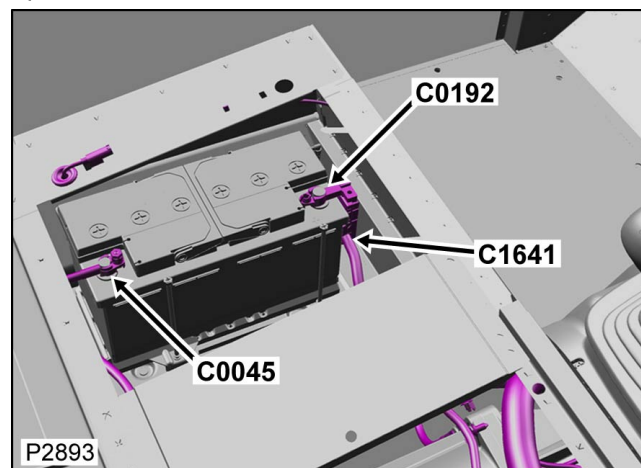
Cavities: **IWY**

Harness: **BATTERY NEGATIVE HARNESS**

Description: **Battery**

Location: **Beneath LH Front seat**

Qualifier:



**Wire Chart**

CAV	TERMINAL	CSA	COL	CCT	DESTN
I	-	50.0D	B	499	CI66I

**Service Repair Kits**

Refer to Harness Repair information

Se référer aux informations de réparation de faisceau

Siehe Informationen über Kabelbaumreparaturen

Vedere le informazioni che trattano le operazioni  
di riparazione del cablaggio

Remítase a la información sobre reparación de  
mazos de cables

Raadpleeg de informatie over kabelboomreparaties

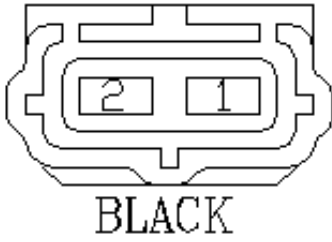
[Click here to print](#)

Connector: **C0049L**

Description: **Transponder coil**

Location: **Behind steering column cowl**

Qualifier:




Part No.: **YPCI0069**

Colour: **BLACK**

Cavities: **2WY**

Harness: **MAIN LH + RH HARNESS**



**Wire Chart**

CAV	TERMINAL	CSA	COL	CCT	DESTN
1	YPL10062	0.5D	OG	22L	C0057L
2	YPL10062	0.5D	OP	22L	C0057L

**Service Repair Kits**

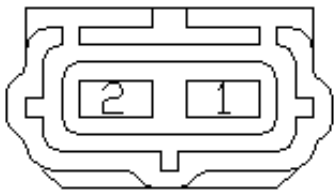
CSA	0.20- 0.50 CSA	
<b>Cavities: 1,2</b>		
418-549-50	SRK ITEM ECONOSEAL FAMILY 0.5CSA	1
418-112	SRK ITEM	1
418-104	SRK ITEM R/B	1
418-107	SRK ITEM PIDG RED	1
418-117	SRK ITEM	1
418-116A	SRK ITEM	1
VUB001690		

Connector: **C0049L**

Description: **Transponder coil**

Location: **Behind steering column cowl**

Qualifier:




BLACK

Part No.: **YPCI0069**

Colour: **BLACK**

Cavities: **2WY**

Harness: **MAIN LH + RH HARNESS**



**Wire Chart**

CAV	TERMINAL	CSA	COL	CCT	DESTN
1	YPL10062	0.5D	OG	22L	C0057L
2	YPL10062	0.5D	OP	22L	C0057L

**Service Repair Kits**

CSA	0.20- 0.50 CSA	
<b>Cavities: 1,2</b>		
418-549-50	SRK ITEM ECONOSEAL FAMILY 0.5CSA	1
418-112	SRK ITEM	1
418-104	SRK ITEM R/B	1
418-107	SRK ITEM PIDG RED	1
418-117	SRK ITEM	1
418-116A	SRK ITEM	1
VUB001690		

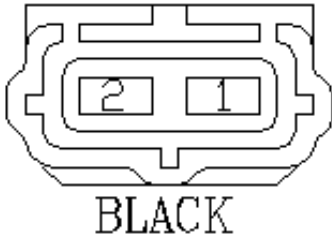
[Click here to print](#)

Connector: **C0049R**

Description: **Transponder coil**

Location: **Behind steering column cowl**

Qualifier:




Part No.: **YPCI0069**

Colour: **BLACK**

Cavities: **2WY**

Harness: **MAIN LH + RH HARNESS**



**Wire Chart**

CAV	TERMINAL	CSA	COL	CCT	DESTN
1	YPL10062	0.5D	OG	22R	C0057R
2	YPL10062	0.5D	OP	22R	C0057R

**Service Repair Kits**

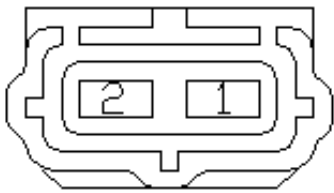
CSA	0.20- 0.50 CSA	
<b>Cavities: 1,2</b>		
418-549-50	SRK ITEM ECONOSEAL FAMILY 0.5CSA	1
418-112	SRK ITEM	1
418-104	SRK ITEM R/B	1
418-107	SRK ITEM PIDG RED	1
418-117	SRK ITEM	1
418-116A	SRK ITEM	1
VUB001690		

Connector: **C0049R**

Description: **Transponder coil**

Location: **Behind steering column cowl**

Qualifier:




BLACK

Part No.: **YPCI0069**

Colour: **BLACK**

Cavities: **2WY**

Harness: **MAIN LH + RH HARNESS**



**Wire Chart**

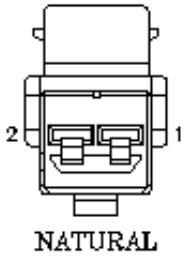
CAV	TERMINAL	CSA	COL	CCT	DESTN
1	YPL10062	0.5D	OG	22R	C0057R
2	YPL10062	0.5D	OP	22R	C0057R

**Service Repair Kits**

CSA	0.20- 0.50 CSA	
<b>Cavities: 1,2</b>		
418-549-50	SRK ITEM ECONOSEAL FAMILY 0.5CSA	1
418-112	SRK ITEM	1
418-104	SRK ITEM R/B	1
418-107	SRK ITEM PIDG RED	1
418-117	SRK ITEM	1
418-116A	SRK ITEM	1
VUB001690		

[Click here to print](#)

Connector: **C005 I**



Part No.: **YPC802860**

Colour: **NATURAL**

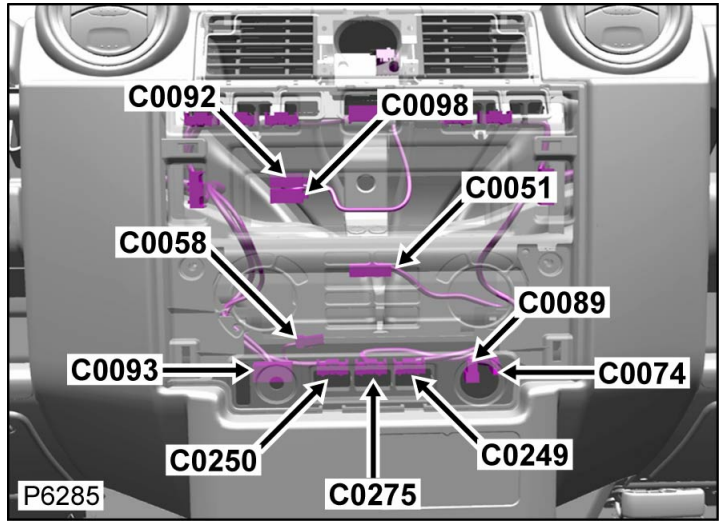
Cavities: **2WY**

Harness: **MAIN LH + RH HARNESS**

Description: **Switch-Blower motor**

Location: **Instrument panel-Center**

Qualifier:



**Wire Chart**

CAV	TERMINAL	CSA	COL	CCT	DESTN
1	AFU3752	0.5D	B	499	S/JOINT SJ13
2	AFU3752	0.5D	RO	499	S/JOINT SJ68

**Service Repair Kits**

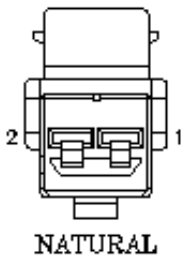
CSA	0.30- 0.51 CSA	
<b>Cavities: 1,2</b>		
418-549-62	SRK ITEM MULTILOCK 070 FAMILY 1.5CSA	1
418-112	SRK ITEM	1
418-104	SRK ITEM R/B	1
418-107	SRK ITEM PIDG RED	1
418-116A	SRK ITEM	1
VUB002010		

Connector: **C005 I**

Description: **Switch-Blower motor**

Location: **Instrument panel-Center**

Qualifier:



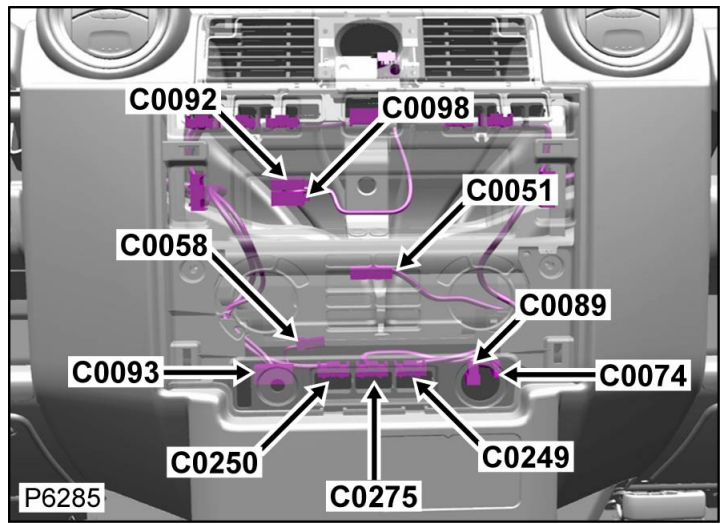
NATURAL

Part No.: **YPC802860**

Colour: **NATURAL**

Cavities: **2WY**

Harness: **MAIN LH + RH HARNESS**



**Wire Chart**

CAV	TERMINAL	CSA	COL	CCT	DESTN
1	AFU3752	0.5D	B	499	S/JOINT SJ13
2	AFU3752	0.5D	RO	499	S/JOINT SJ68

**Service Repair Kits**

CSA	0.30- 0.51 CSA	
<b>Cavities: 1,2</b>		
418-549-62	SRK ITEM MULTILOCK 070 FAMILY 1.5CSA	1
418-112	SRK ITEM	1
418-104	SRK ITEM R/B	1
418-107	SRK ITEM PIDG RED	1
418-116A	SRK ITEM	1
VUB002010		

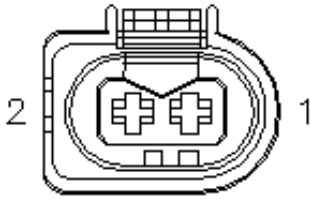
[Click here to print](#)

Connector: **C0053**

Description: **Generator**

Location: **RH side of engine**

Qualifier:



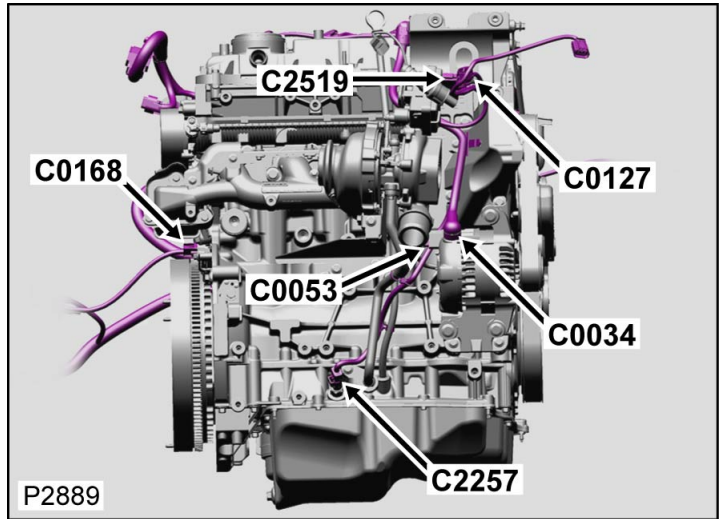
BLACK

Part No.: **YPC913000**

Colour: **BLACK**

Cavities: **2WY**

Harness: **ENGINE DIESEL HARNESS**



**Wire Chart**

CAV	TERMINAL	CSA	COL	CCT	DESTN
1	YPL102200	0.5	G	254	C0411

**Service Repair Kits**

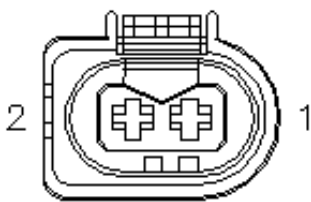
CSA	0.22- 0.50 CSA	
<b>Cavities: 1</b>		
418-104	SRK ITEM R/B	1
418-107	SRK ITEM PIDG RED	1
418-112	SRK ITEM	1
418-116A	SRK ITEM	1
418-117	SRK ITEM	1
YMI902430	SRK ITEM	1
VUB902900		

Connector: **C0053**

Description: **Generator**

Location: **RH side of engine**

Qualifier:



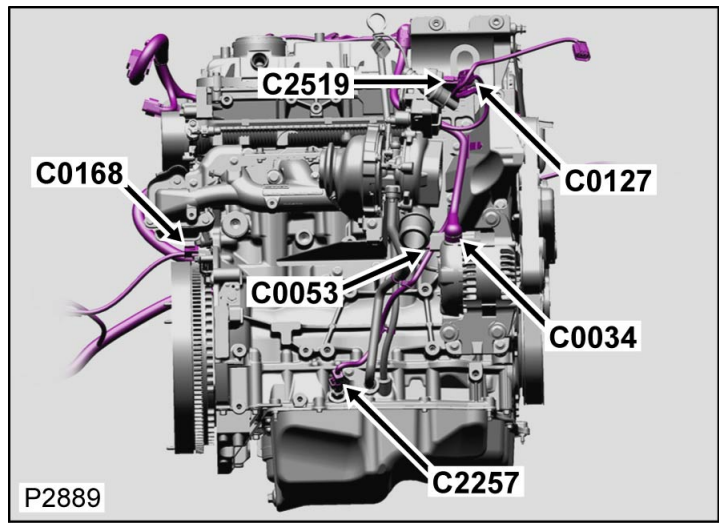
BLACK

Part No.: **YPC913000**

Colour: **BLACK**

**Cavities: 2WY**

**Harness: ENGINE DIESEL HARNESS**



**Wire Chart**

CAV	TERMINAL	CSA	COL	CCT	DESTN
I	YPL102200	0.5	G	254	C0411

**Service Repair Kits**

CSA	0.22- 0.50 CSA	
<b>Cavities: I</b>		
418-104	SRK ITEM R/B	I
418-107	SRK ITEM PIDG RED	I
418-112	SRK ITEM	I
418-116A	SRK ITEM	I
418-117	SRK ITEM	I
YMI902430	SRK ITEM	I
VUB902900		

[Click here to print](#)

Connector: **C0056R**

Description: **Motor-Blower-Front**

Location: **Rear LH side of engine compartment**

Qualifier:



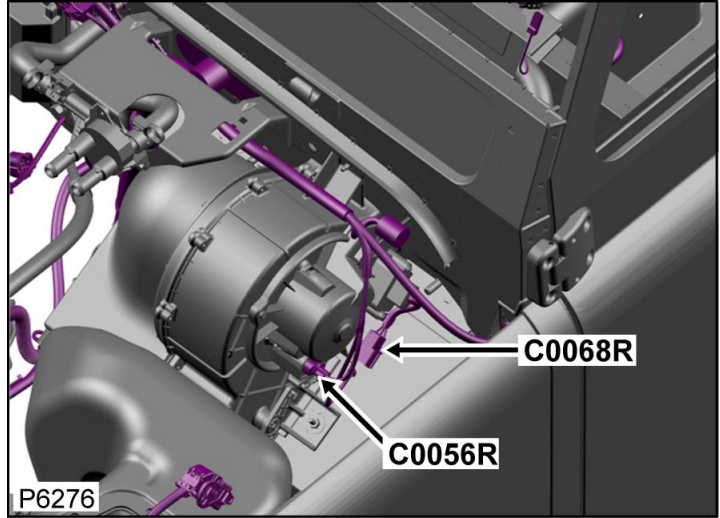
DARK GREY

Part No.: **YPC900890**

Colour: **DARK GREY**

Cavities: **2WY**

Harness: **MAIN LH + RH HARNESS**



**Wire Chart**

CAV	TERMINAL	CSA	COL	CCT	DESTN
1	YPJ900040	2.5D	NR	200R	S/JOINT SJ25
2	YPJ900040	2.5D	O	200R	C0582R

**Service Repair Kits**

CSA	1.50- 2.50 CSA	
<b>Cavities: 1,2</b>		
418-411-18	SRK ITEM 2.5CSA	I
418-113	SRK ITEM	I
418-104	SRK ITEM R/B	I
418-108	SRK ITEM PIDG BLUE	I
418-117	SRK ITEM	I
418-116A	SRK ITEM	I
VUB900590		

CSA	1.50- 2.50 CSA	
<b>Cavities: 1,2</b>		
418-104	SRK ITEM R/B	I
418-108	SRK ITEM PIDG BLUE	I
418-113	SRK ITEM	I
418-116A	SRK ITEM	I

418-117	SRK ITEM	I
YMI902340	SRK ITEM	I
VUB902930		

**Connector: C0056R**

**Description: Motor-Blower-Front**

**Location: Rear LH side of engine compartment**

**Qualifier:**



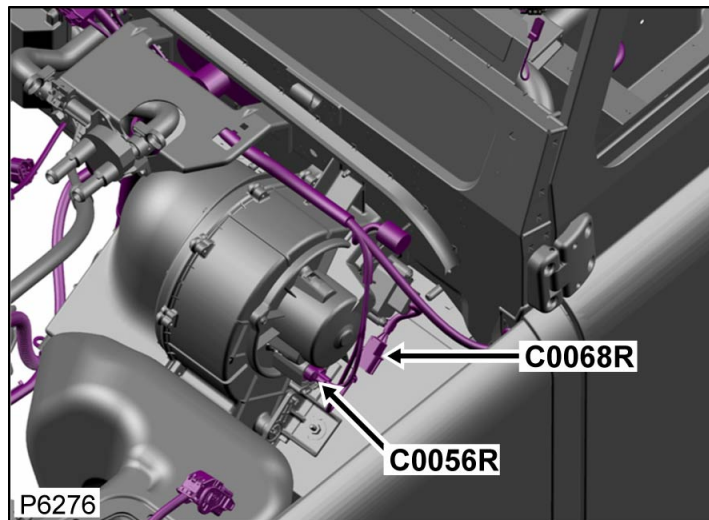
**DARK GREY**

**Part No.: YPC900890**

**Colour: DARK GREY**

**Cavities: 2WY**

**Harness: MAIN LH + RH HARNESS**



**Wire Chart**

CAV	TERMINAL	CSA	COL	CCT	DESTN
1	YPJ900040	2.5D	NR	200R	S/JOINT SJ25
2	YPJ900040	2.5D	O	200R	C0582R

**Service Repair Kits**

CSA	1.50- 2.50 CSA	
<b>Cavities: 1,2</b>		
418-411-18	SRK ITEM 2.5CSA	I
418-113	SRK ITEM	I
418-104	SRK ITEM R/B	I
418-108	SRK ITEM PIDG BLUE	I
418-117	SRK ITEM	I
418-116A	SRK ITEM	I
VUB900590		

CSA	1.50- 2.50 CSA	
<b>Cavities: 1,2</b>		
418-104	SRK ITEM R/B	I

418-108	SRK ITEM PIDG BLUE	I
418-113	SRK ITEM	I
418-116A	SRK ITEM	I
418-117	SRK ITEM	I
YMI902340	SRK ITEM	I
VUB902930		

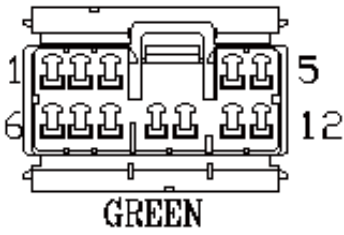
[Click here to print](#)

Connector: **C0057L**

Description: **ECU-Alarm**

Location: **Behind LH side of Instrument panel**

Qualifier: **LHD condition illustrated**

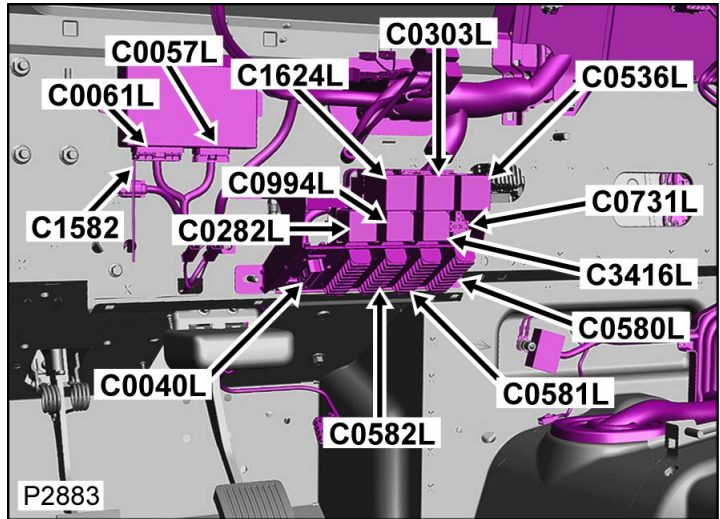


Part No.: **YPCI0531**

Colour: **GREEN**

Cavities: **12WY**

Harness: **MAIN LH + RH HARNESS**



**Wire Chart**

CAV	TERMINAL	CSA	COL	CCT	DESTN
1	AFU3752	0.5D	GW	139L	C0287
2	AFU3753	1.0D	O	767L	S/JOINT SJ77
3	AFU3753	1.0D	K	767L	S/JOINT SJ78
4	AFU3752	0.5D	K	22L	C1040L
5	AFU3752	0.5D	OW	22L	C0286
6	AFU3752	0.5D	GR	22L	C0287
7	AFU3752	0.5D	OG	22L	C0049L
8	AFU3753	1.0D	PN	139L	S/JOINT SJ77A
11	AFU3753	1.0D	B	768L	C0807
12	AFU3752	0.5D	OP	22L	C0049L

**Service Repair Kits**

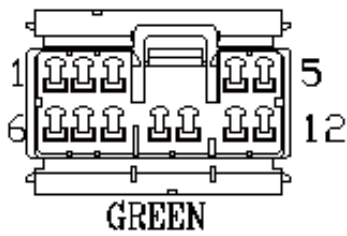
CSA	0.75- 1.50 CSA	
<b>Cavities: 1-8,11,12</b>		
418-549-62	SRK ITEM MULTILOCK 070 FAMILY 1.5CSA	1
418-112	SRK ITEM	1
418-104	SRK ITEM R/B	1
418-107	SRK ITEM PIDG RED	1
418-116A	SRK ITEM	1
VUB002010		

Connector: **C0057L**

Description: **ECU-Alarm**

Location: **Behind LH side of Instrument panel**

Qualifier: **LHD condition illustrated**

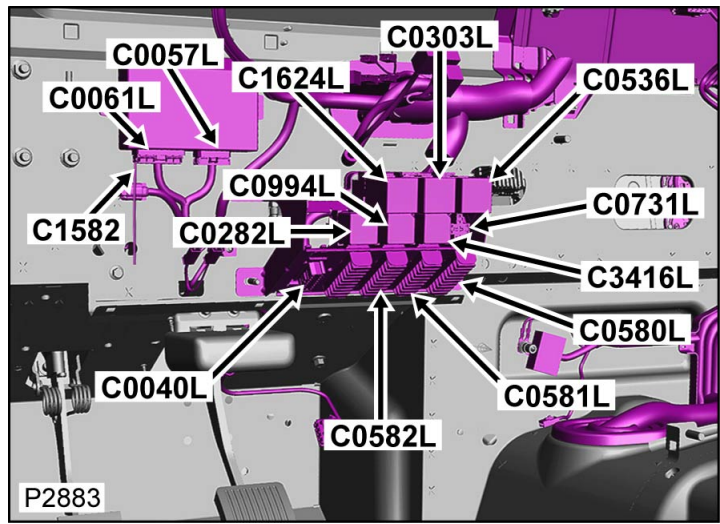


**Part No.: YPCI0531**

**Colour: GREEN**

**Cavities: 12WY**

**Harness: MAIN LH + RH HARNESS**



**Wire Chart**

CAV	TERMINAL	CSA	COL	CCT	DESTN
1	AFU3752	0.5D	GW	139L	C0287
2	AFU3753	1.0D	O	767L	S/JOINT SJ77
3	AFU3753	1.0D	K	767L	S/JOINT SJ78
4	AFU3752	0.5D	K	22L	C1040L
5	AFU3752	0.5D	OW	22L	C0286
6	AFU3752	0.5D	GR	22L	C0287
7	AFU3752	0.5D	OG	22L	C0049L
8	AFU3753	1.0D	PN	139L	S/JOINT SJ77A
11	AFU3753	1.0D	B	768L	C0807
12	AFU3752	0.5D	OP	22L	C0049L

**Service Repair Kits**

CSA	0.75- 1.50 CSA	
<b>Cavities: 1-8,11,12</b>		
418-549-62	SRK ITEM MULTILOCK 070 FAMILY 1.5CSA	1
418-112	SRK ITEM	1
418-104	SRK ITEM R/B	1
418-107	SRK ITEM PIDG RED	1
418-116A	SRK ITEM	1
VUB002010		

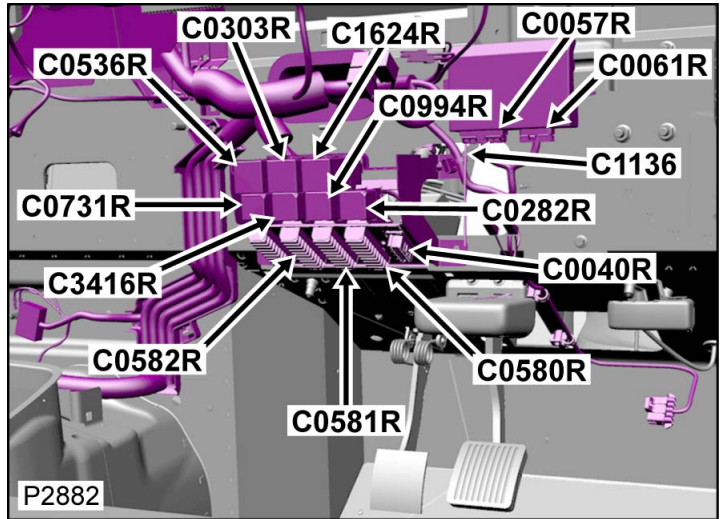
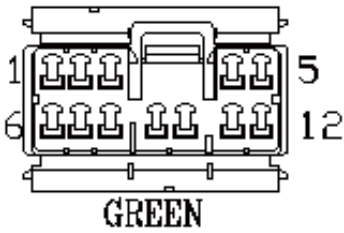
[Click here to print](#)

Connector: **C0057R**

Description: **ECU-Alarm**

Location: **Behind RH side of Instrument panel**

Qualifier: **RHD condition illustrated**



Part No.: **YPCI0531**

Colour: **GREEN**

Cavities: **12WY**

Harness: **MAIN LH + RH HARNESS**

**Wire Chart**

CAV	TERMINAL	CSA	COL	CCT	DESTN
1	AFU3752	0.5D	GW	22R	C0287
2	AFU3753	0.75D	O	767R	S/JOINT SJ77
3	AFU3753	0.75D	K	767R	S/JOINT SJ78
4	AFU3752	0.5D	K	22R	CI040R
5	AFU3752	0.5D	OW	22R	C0286
6	AFU3752	0.5D	GR	22R	C0287
7	AFU3752	0.5D	OG	22R	C0049R
8	AFU3753	1.0D	PN	200R	S/JOINT SJ126
11	AFU3753	1.0D	B	768R	C0807
12	AFU3752	0.5D	OP	22R	C0049R

**Service Repair Kits**

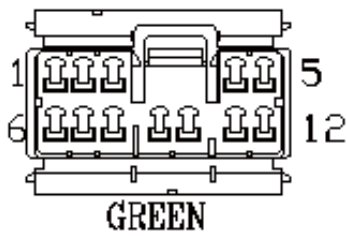
CSA	0.75- 1.50 CSA	
<b>Cavities: 1-8,11,12</b>		
418-549-62	SRK ITEM MULTILOCK 070 FAMILY 1.5CSA	1
418-112	SRK ITEM	1
418-104	SRK ITEM R/B	1
418-107	SRK ITEM PIDG RED	1
418-116A	SRK ITEM	1
VUB002010		

Connector: **C0057R**

Description: **ECU-Alarm**

Location: **Behind RH side of Instrument panel**

Qualifier: **RHD condition illustrated**

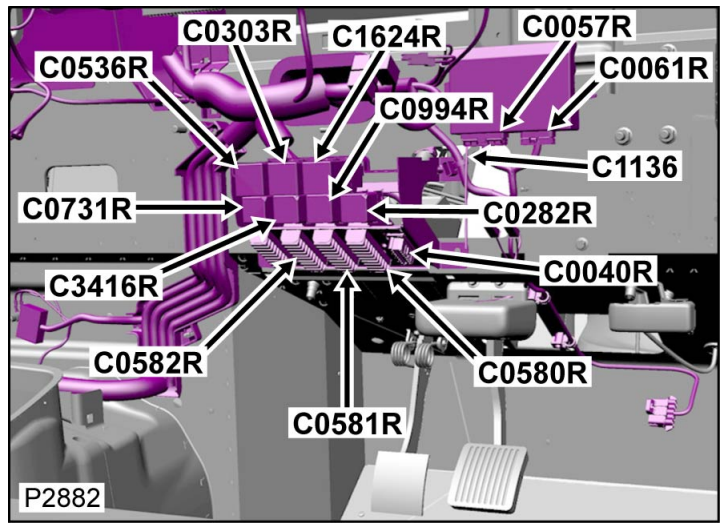


**Part No.: YPCI0531**

**Colour: GREEN**

**Cavities: 12WY**

**Harness: MAIN LH + RH HARNESS**



**Wire Chart**

CAV	TERMINAL	CSA	COL	CCT	DESTN
1	AFU3752	0.5D	GW	22R	C0287
2	AFU3753	0.75D	O	767R	S/JOINT SJ77
3	AFU3753	0.75D	K	767R	S/JOINT SJ78
4	AFU3752	0.5D	K	22R	C1040R
5	AFU3752	0.5D	OW	22R	C0286
6	AFU3752	0.5D	GR	22R	C0287
7	AFU3752	0.5D	OG	22R	C0049R
8	AFU3753	1.0D	PN	200R	S/JOINT SJ126
11	AFU3753	1.0D	B	768R	C0807
12	AFU3752	0.5D	OP	22R	C0049R

**Service Repair Kits**

CSA	0.75- 1.50 CSA	
<b>Cavities: 1-8,11,12</b>		
418-549-62	SRK ITEM MULTILOCK 070 FAMILY 1.5CSA	1
418-112	SRK ITEM	1
418-104	SRK ITEM R/B	1
418-107	SRK ITEM PIDG RED	1
418-116A	SRK ITEM	1
VUB002010		

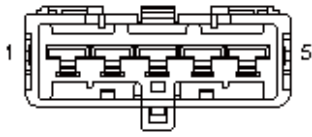
[Click here to print](#)

Connector: **C0058**

Description: **Switch-Blower motor**

Location: **Instrument panel-Center**

Qualifier:



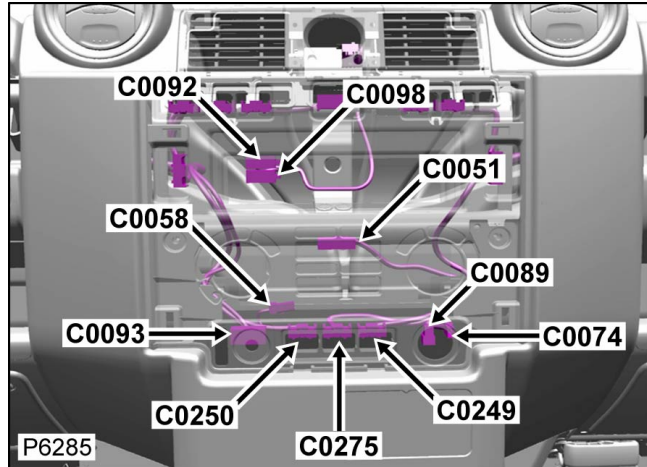
DARK GREY

Part No.: **YPC802720**

Colour: **DARK GREY**

Cavities: **5WY**

Harness: **MAIN LH + RH HARNESS**



**Wire Chart**

**Service Repair Kits**

CAV	TERMINAL	CSA	COL	CCT	DESTN
1	YPL801750	2.0D	B	499	S/JOINT SJ13
2	YPL801740	1.0D	NR	14L	S/JOINT SJ26
2	YPL801740	1.0D	NR	14R	S/JOINT SJ27
2	YPL801740	1.0D	U	153R	C0068R
2	YPL801740	1.0D	U	153L	C0068L
4	YPL801750	1.5D	BN	139L	C0068L
4	YPL801750	1.5D	BN	200R	C0068R
5	YPL801750	2.5D	NR	139L	S/JOINT SJ24
5	YPL801750	2.5D	NR	200R	S/JOINT SJ25

Refer to Harness Repair information

Se référer aux informations de réparation de faisceau

Siehe Informationen über Kabelbaumreparaturen

Vedere le informazioni che trattano le operazioni di riparazione del cablaggio

Remítase a la información sobre reparación de mazos de cables

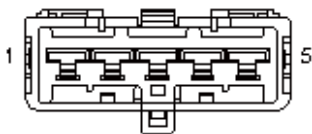
Raadpleeg de informatie over kabelboomreparaties

Connector: **C0058**

Description: **Switch-Blower motor**

Location: **Instrument panel-Center**

Qualifier:



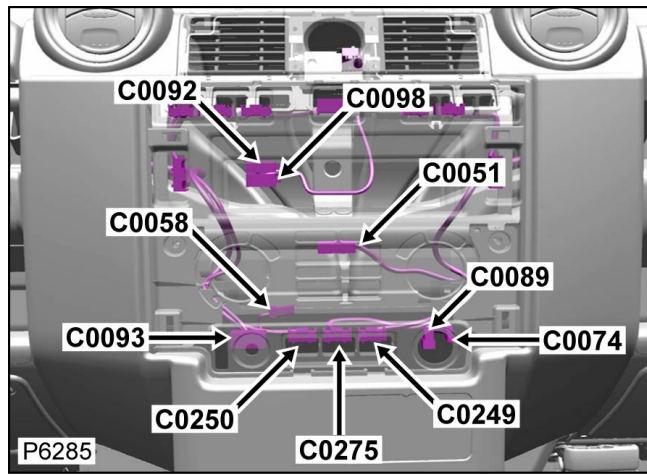
DARK GREY

Part No.: **YPC802720**

Colour: **DARK GREY**

Cavities: **5WY**

**Harness: MAIN LH + RH HARNESS**



**Wire Chart**

CAV	TERMINAL	CSA	COL	CCT	DESTN
1	YPL801750	2.0D	B	499	S/JOINT SJ13
2	YPL801740	1.0D	NR	14L	S/JOINT SJ26
2	YPL801740	1.0D	NR	14R	S/JOINT SJ27
2	YPL801740	1.0D	U	153R	C0068R
2	YPL801740	1.0D	U	153L	C0068L
4	YPL801750	1.5D	BN	139L	C0068L
4	YPL801750	1.5D	BN	200R	C0068R
5	YPL801750	2.5D	NR	139L	S/JOINT SJ24
5	YPL801750	2.5D	NR	200R	S/JOINT SJ25

**Service Repair Kits**

Refer to Harness Repair information

Se référer aux informations de réparation de faisceau

Siehe Informationen über Kabelbaumreparaturen

Vedere le informazioni che trattano le operazioni di riparazione del cablaggio

Remítase a la información sobre reparación de mazos de cables

Raadpleeg de informatie over kabelboomreparaties

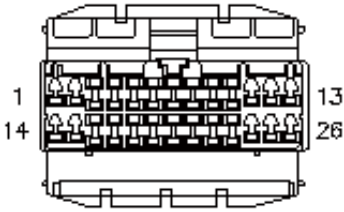
[Click here to print](#)

Connector: **C0061L**

Description: **ECU-Alarm**

Location: **Behind LH side of Instrument panel**

Qualifier: **LHD condition illustrated**



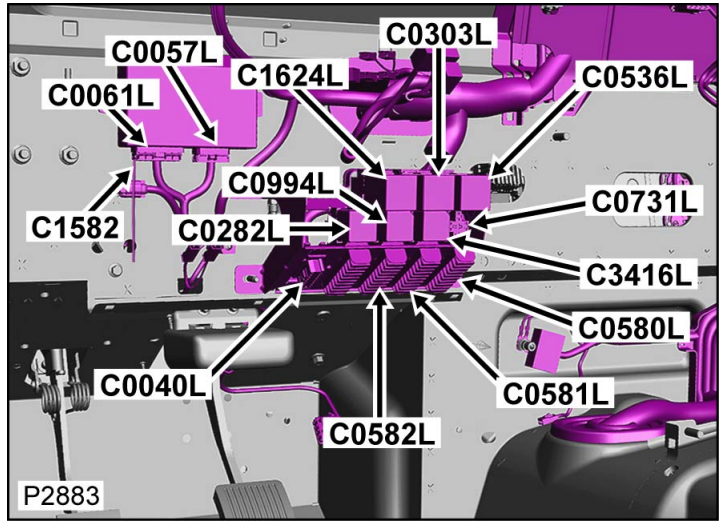
GREY

Part No.: **YPCI10050**

Colour: **GREY**

Cavities: **26WY**

Harness: **MAIN LH + RH HARNESS**



**Wire Chart**

CAV	TERMINAL	CSA	COL	CCT	DESTN
1	AFU3752	0.5D	PW	22L	C0488
3	YPL10036	0.5D	WB	22L	C0488
5	YPL10036	0.5H	SW	22L	C0266L
7	YPL10036	0.5D	YK	767L	C0459
9	YPL10036	0.5D	OU	22L	C0007L
10	YPL10036	0.5D	WG	768L	C0285
13	AFU3752	0.5D	SCR	22L	C1582
14	AFU3752	0.5D	LGS	254L	C0872
16	YPL10036	0.5D	PU	22L	S/JOINT SJ54
17	YPL10036	0.5D	OLG	22L	C0040L
20	YPL10036	0.5D	BN	22L	C0488
25	AFU3753	1.5D	PN	768L	C0580L
26	AFU3752	0.5D	W	22L	C1136

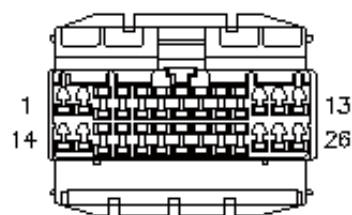
**Service Repair Kits**

CSA	0.30- 0.51 CSA	
<b>Cavities: 1,13,14,25,26</b>		
418-549-62	SRK ITEM MULTILOCK 070 FAMILY 1.5CSA	1
418-112	SRK ITEM	1
418-104	SRK ITEM R/B	1
418-107	SRK ITEM PIDG RED	1
418-116A	SRK ITEM	1
VUB002010		

CSA	0.30- 0.50 CSA	
<b>Cavities: 3,5,7,9,10,16,17,20</b>		
418-549-61	SRK ITEM MULTILOCK 040 FAMILY 0.5CSA	1
418-	SRK ITEM	1

112		
418-104	SRK ITEM R/B	1
418-107	SRK ITEM PIDG RED	1
418-116A	SRK ITEM	1
VUB002000		

**Connector: C0061L**



GREY

**Part No.: YPCI10050**

**Colour: GREY**

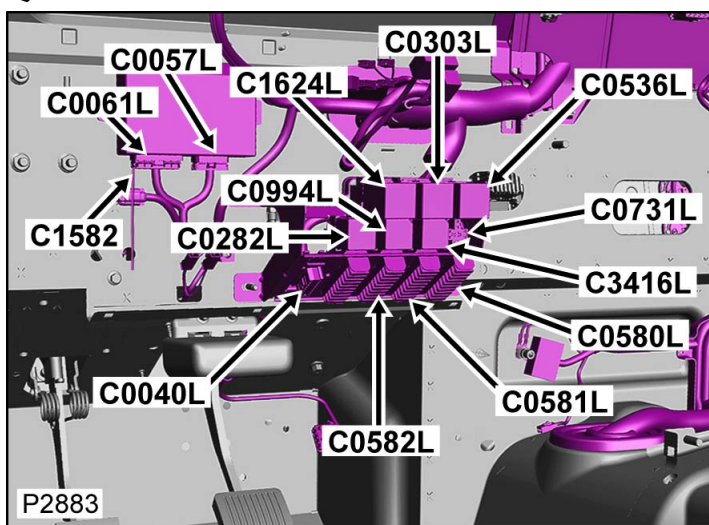
**Cavities: 26WY**

**Harness: MAIN LH + RH HARNESS**

**Description: ECU-Alarm**

**Location: Behind LH side of Instrument panel**

**Qualifier: LHD condition illustrated**



**Wire Chart**

CAV	TERMINAL	CSA	COL	CCT	DESTN
1	AFU3752	0.5D	PW	22L	C0488
3	YPL10036	0.5D	WB	22L	C0488
5	YPL10036	0.5H	SW	22L	C0266L
7	YPL10036	0.5D	YK	767L	C0459
9	YPL10036	0.5D	OU	22L	C0007L
10	YPL10036	0.5D	WG	768L	C0285
13	AFU3752	0.5D	SCR	22L	C1582
14	AFU3752	0.5D	LGS	254L	C0872
16	YPL10036	0.5D	PU	22L	S/JOINT SJ54

**Service Repair Kits**

CSA	0.30- 0.51 CSA	
<b>Cavities: 1,13,14,25,26</b>		
418-549-62	SRK ITEM MULTILOCK 070 FAMILY 1.5CSA	1
418-112	SRK ITEM	1
418-104	SRK ITEM R/B	1
418-107	SRK ITEM PIDG RED	1
418-116A	SRK ITEM	1

17	YPL10036	0.5D	OLG	22L	C0040L
20	YPL10036	0.5D	BN	22L	C0488
25	AFU3753	1.5D	PN	768L	C0580L
26	AFU3752	0.5D	W	22L	C1136

<b>CSA</b>	<b>0.30- 0.50 CSA</b>	
<b>Cavities: 3,5,7,9,10,16,17,20</b>		
418-549-61	SRK ITEM MULTILOCK 040 FAMILY 0.5CSA	I
418-112	SRK ITEM	I
418-104	SRK ITEM R/B	I
418-107	SRK ITEM PIDG RED	I
418-116A	SRK ITEM	I
VUB002000		

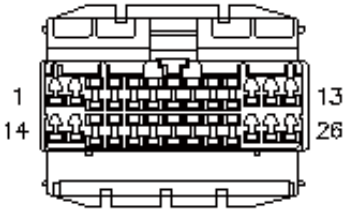
[Click here to print](#)

Connector: **C006 IR**

Description: **ECU-Alarm**

Location: **Behind RH side of Instrument panel**

Qualifier: **RHD condition illustrated**



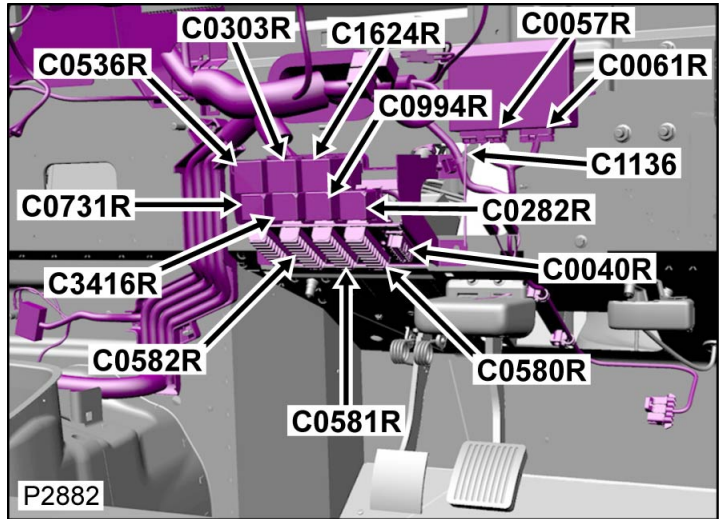
GREY

Part No.: **YPCI10050**

Colour: **GREY**

Cavities: **26WY**

Harness: **MAIN LH + RH HARNESS**



**Wire Chart**

CAV	TERMINAL	CSA	COL	CCT	DESTN
1	AFU3752	0.5D	PW	22R	C0488
3	YPL10036	0.5D	WB	22R	C0488
5	YPL10036	0.5H	SW	22R	C2007
7	YPL10036	0.5D	YK	767R	C0460
9	YPL10036	0.5D	OU	22R	C0007R
10	YPL10036	0.5D	WG	768R	C0285
13	AFU3752	0.5D	SCR	22R	C1582
14	AFU3752	0.5D	LGS	254R	C0872
16	YPL10036	0.5D	PU	22R	S/JOINT SJ54
17	YPL10036	0.5D	OLG	22R	C0040R
20	YPL10036	0.5D	BN	22R	C0488
25	AFU3753	1.5D	PN	768R	C0580R
26	AFU3752	0.5D	W	22R	C1136

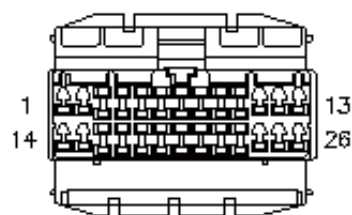
**Service Repair Kits**

CSA	0.30- 0.50 CSA	
<b>Cavities: 3,5,7,9,10,16,17,20</b>		
418-549-61	SRK ITEM MULTILOCK 040 FAMILY 0.5CSA	1
418-112	SRK ITEM	1
418-104	SRK ITEM R/B	1
418-107	SRK ITEM PIDG RED	1
418-116A	SRK ITEM	1
VUB002000		

CSA	0.30- 0.51 CSA	
<b>Cavities: 1,13,14,25,26</b>		
418-549-62	SRK ITEM MULTILOCK 070 FAMILY 1.5CSA	1
418-	SRK ITEM	1

112		
418-104	SRK ITEM R/B	1
418-107	SRK ITEM PIDG RED	1
418-116A	SRK ITEM	1
VUB002010		

**Connector: C0061R**



GREY

**Part No.: YPCI10050**

**Colour: GREY**

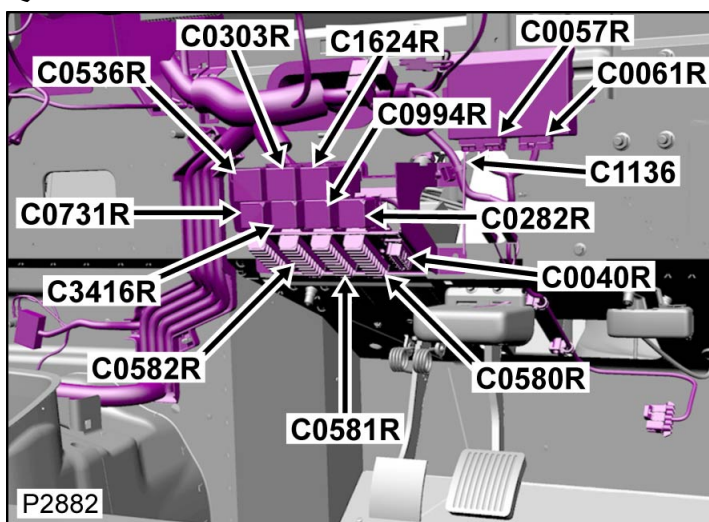
**Cavities: 26WY**

**Harness: MAIN LH + RH HARNESS**

**Description: ECU-Alarm**

**Location: Behind RH side of Instrument panel**

**Qualifier: RHD condition illustrated**



**Wire Chart**

CAV	TERMINAL	CSA	COL	CCT	DESTN
1	AFU3752	0.5D	PW	22R	C0488
3	YPL10036	0.5D	WB	22R	C0488
5	YPL10036	0.5H	SW	22R	C2007
7	YPL10036	0.5D	YK	767R	C0460
9	YPL10036	0.5D	OU	22R	C0007R
10	YPL10036	0.5D	WG	768R	C0285
13	AFU3752	0.5D	SCR	22R	C1582
14	AFU3752	0.5D	LGS	254R	C0872
16	YPL10036	0.5D	PU	22R	S/JOINT SJ54

**Service Repair Kits**

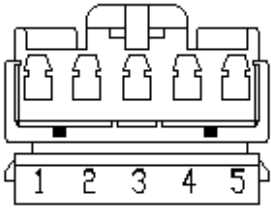
CSA	0.30- 0.50 CSA	
<b>Cavities: 3,5,7,9,10,16,17,20</b>		
418-549-61	SRK ITEM MULTILOCK 040 FAMILY 0.5CSA	1
418-112	SRK ITEM	1
418-104	SRK ITEM R/B	1
418-107	SRK ITEM PIDG RED	1
418-116A	SRK ITEM	1

17	YPL10036	0.5D	OLG	22R	C0040R
20	YPL10036	0.5D	BN	22R	C0488
25	AFU3753	1.5D	PN	768R	C0580R
26	AFU3752	0.5D	W	22R	C1136

<b>CSA</b>	<b>0.30- 0.51 CSA</b>	
<b>Cavities: 1,13,14,25,26</b>		
418-549-62	SRK ITEM MULTILOCK 070 FAMILY 1.5CSA	1
418-112	SRK ITEM	1
418-104	SRK ITEM R/B	1
418-107	SRK ITEM PIDG RED	1
418-116A	SRK ITEM	1
VUB002010		

[Click here to print](#)

Connector: **C0064**



BLACK

Part No.: **YPC10523**

Colour: **BLACK**

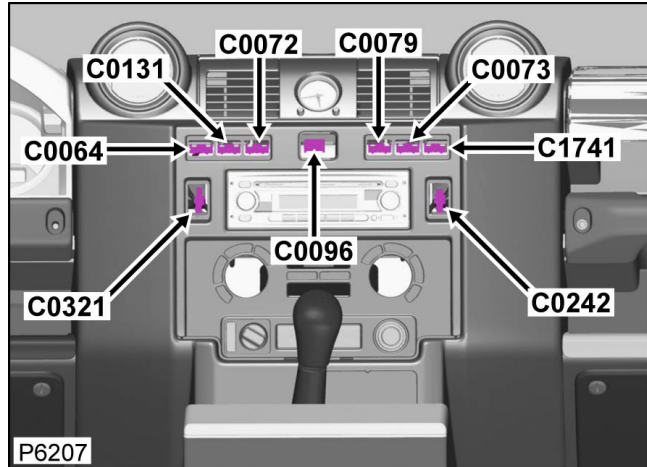
Cavities: **5WY**

Harness: **MAIN LH + RH HARNESS**

Description: **Switch-Fog guard-lamp-Rear**

Location: **Instrument panel-Center**

Qualifier:



**Wire Chart**

CAV	TERMINAL	CSA	COL	CCT	DESTN
1	AFU3752	0.5D	BS	I39L	C0543
2	AFU3752	0.5D	RO	I39L	C0286
4	AFU3752	0.5D	B	I39L	C0289
5	AFU3752	0.5D	RY	I39L	S/JOINT SJ47

**Service Repair Kits**

Refer to Harness Repair information

Se référer aux informations de réparation de faisceau

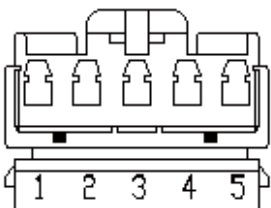
Siehe Informationen über Kabelbaumreparaturen

Vedere le informazioni che trattano le operazioni di riparazione del cablaggio

Remítase a la información sobre reparación de mazos de cables

Raadpleeg de informatie over kabelboomreparaties

Connector: **C0064**



BLACK

Part No.: **YPC10523**

Colour: **BLACK**

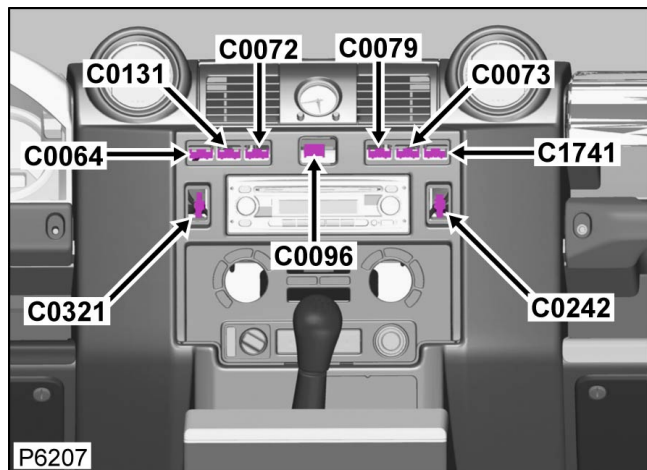
Cavities: **5WY**

Harness: **MAIN LH + RH HARNESS**

Description: **Switch-Fog guard-lamp-Rear**

Location: **Instrument panel-Center**

Qualifier:



**Wire Chart**

CAV	TERMINAL	CSA	COL	CCT	DESTN
1	AFU3752	0.5D	BS	I39L	C0543
2	AFU3752	0.5D	RO	I39L	C0286

**Service Repair Kits**

Refer to Harness Repair information

Se référer aux informations de réparation de faisceau

Siehe Informationen über Kabelbaumreparaturen

4	AFU3752	0.5D	B	I39L	C0289
5	AFU3752	0.5D	RY	I39L	S/JOINT SJ47

Wieke Informatie over kabelboomreparaties

Vedere le informazioni che trattano le operazioni  
di riparazione del cablaggio

Remítase a la información sobre reparación de  
mazos de cables

Raadpleeg de informatie over kabelboomreparaties

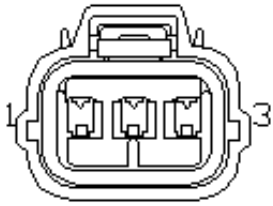
[Click here to print](#)

Connector: **C0068L**

Description: **Resistor-Blower-motor**

Location: **Rear RH side of engine compartment**

Qualifier:



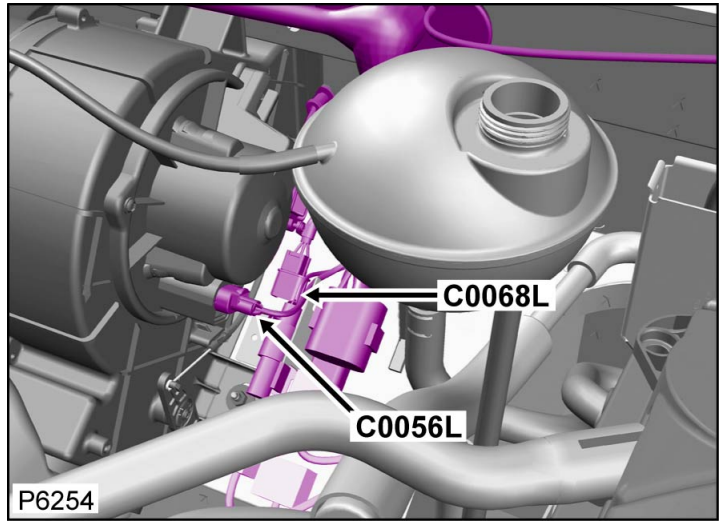
LT GREY

Part No.: **YPCI0181**

Colour: **LIGHT GREY**

Cavities: **3WY**

Harness: **MAIN LH + RH HARNESS**



**Wire Chart**

CAV	TERMINAL	CSA	COL	CCT	DESTN
1	DBP8548	1.0D	U	14L	S/JOINT SJ26
1	DBP8548	1.0D	U	153L	C0058
2	YPL10027	1.5D	BN	139L	C0058
3	YPL10027	1.5D	NR	139L	S/JOINT SJ24

**Service Repair Kits**

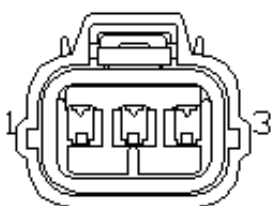
CSA	0.30- 1.25 CSA	
<b>Cavities: 1</b>		
418-549-39	SRK ITEM 090 FAMILY 1.5CSA	1
418-112	SRK ITEM	1
418-104	SRK ITEM R/B	1
418-107	SRK ITEM PIDG RED	1
418-117	SRK ITEM	1
418-116A	SRK ITEM	1
VUB001120		

Connector: **C0068L**

Description: **Resistor-Blower-motor**

Location: **Rear RH side of engine compartment**

Qualifier:



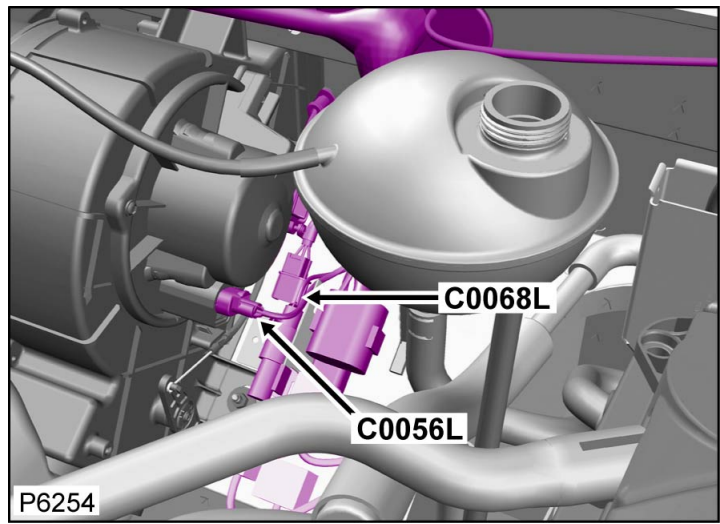
LT GREY

Part No.: **YPCI0181**

**Colour: LIGHT GREY**

**Cavities: 3WY**

**Harness: MAIN LH + RH HARNESS**



**Wire Chart**

CAV	TERMINAL	CSA	COL	CCT	DESTN
1	DBP8548	1.0D	U	14L	S/JOINT SJ26
1	DBP8548	1.0D	U	153L	C0058
2	YPL10027	1.5D	BN	139L	C0058
3	YPL10027	1.5D	NR	139L	S/JOINT SJ24

**Service Repair Kits**

CSA	0.30- 1.25 CSA	
<b>Cavities: 1</b>		
418-549-39	SRK ITEM 090 FAMILY 1.5CSA	1
418-112	SRK ITEM	1
418-104	SRK ITEM R/B	1
418-107	SRK ITEM PIDG RED	1
418-117	SRK ITEM	1
418-116A	SRK ITEM	1
VUB001120		

[Click here to print](#)

Connector: **C0068R**

Description: **Resistor pack**

Location: **Rear LH side of engine compartment**

Qualifier:



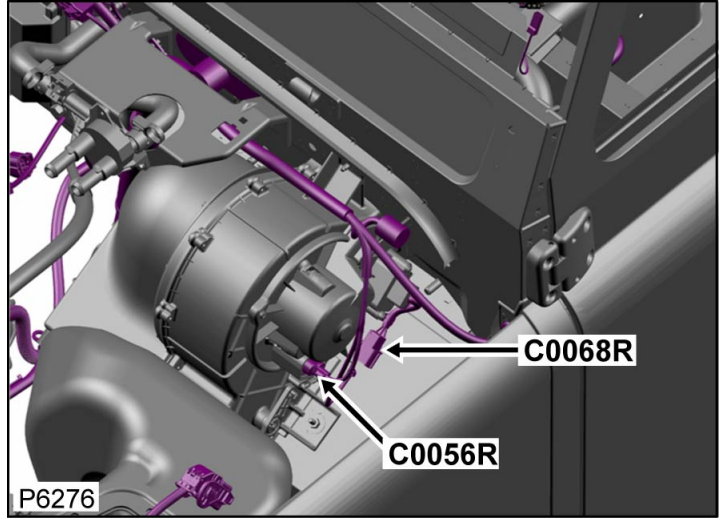
LT GREY

Part No.: **YPCI0181**

Colour: **LIGHT GREY**

Cavities: **3WY**

Harness: **MAIN LH + RH HARNESS**



**Wire Chart**

CAV	TERMINAL	CSA	COL	CCT	DESTN
1	DBP8548	1.0D	U	14R	S/JOINT SJ27
1	DBP8548	1.0D	U	153R	C0058
2	YPL10027	1.5D	BN	200R	C0058
3	YPL10027	1.5D	NR	200R	S/JOINT SJ25

**Service Repair Kits**

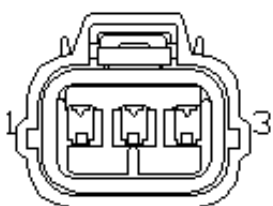
CSA	0.30- 1.25 CSA	
<b>Cavities: 1</b>		
418-549-39	SRK ITEM 090 FAMILY 1.5CSA	1
418-112	SRK ITEM	1
418-104	SRK ITEM R/B	1
418-107	SRK ITEM PIDG RED	1
418-117	SRK ITEM	1
418-116A	SRK ITEM	1
VUB001120		

Connector: **C0068R**

Description: **Resistor pack**

Location: **Rear LH side of engine compartment**

Qualifier:



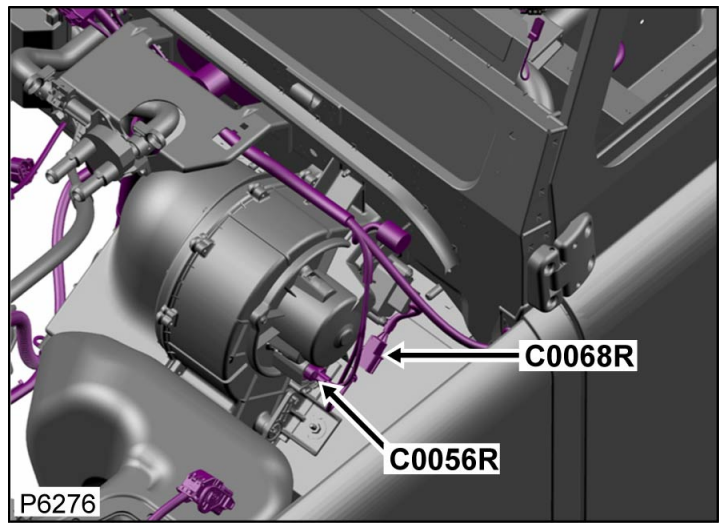
LT GREY

Part No.: **YPCI0181**

**Colour: LIGHT GREY**

**Cavities: 3WY**

**Harness: MAIN LH + RH HARNESS**



**Wire Chart**

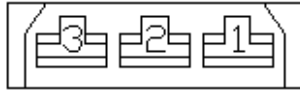
CAV	TERMINAL	CSA	COL	CCT	DESTN
1	DBP8548	1.0D	U	14R	S/JOINT SJ27
1	DBP8548	1.0D	U	153R	C0058
2	YPL10027	1.5D	BN	200R	C0058
3	YPL10027	1.5D	NR	200R	S/JOINT SJ25

**Service Repair Kits**

CSA	0.30- 1.25 CSA	
<b>Cavities: 1</b>		
418-549-39	SRK ITEM 090 FAMILY 1.5CSA	1
418-112	SRK ITEM	1
418-104	SRK ITEM R/B	1
418-107	SRK ITEM PIDG RED	1
418-117	SRK ITEM	1
418-116A	SRK ITEM	1
VUB001120		

[Click here to print](#)

Connector: **C0070**



NATURAL

Part No.: **YPC10426**

Colour: **NATURAL**


Cavities: **3WY**

Harness: **WING RH HARNESS**

Description: **Motor-Headlamp-levelling-RH**

Location: **Behind RH headlamp**

Qualifier:



**Wire Chart**

CAV	TERMINAL	CSA	COL	CCT	DESTN
1	YPLI0073	0.5D	UY	I07	CI267
2	YPLI0073	0.5D	B	I07	CTAP
3	YPLI0073	0.5D	RO	I07	CI267

**Service Repair Kits**

Refer to Harness Repair information  
Se référer aux informations de réparation de faisceau  
Siehe Informationen über Kabelbaumreparaturen  
Vedere le informazioni che trattano le operazioni  
di riparazione del cablaggio  
Remítase a la información sobre reparación de  
mazos de cables  
Raadpleeg de informatie over kabelboomreparaties

Connector: **C0070**



NATURAL

Part No.: **YPC10426**

Colour: **NATURAL**


Cavities: **3WY**

Harness: **WING RH HARNESS**

Description: **Motor-Headlamp-levelling-RH**

Location: **Behind RH headlamp**

Qualifier:



**Wire Chart**

CAV	TERMINAL	CSA	COL	CCT	DESTN
1	YPLI0073	0.5D	UY	I07	CI267
2	YPLI0073	0.5D	B	I07	CTAP

**Service Repair Kits**

Refer to Harness Repair information  
Se référer aux informations de réparation de faisceau  
Siehe Informationen über Kabelbaumreparaturen

3	YPLI0073	0.5D	RO	I07	CI267
---	----------	------	----	-----	-------

Uit de informatie over kabelboomreparaties

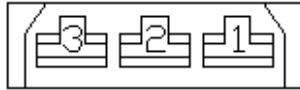
Vedere le informazioni che trattano le operazioni  
di riparazione del cablaggio

Remítase a la información sobre reparación de  
mazos de cables

Raadpleeg de informatie over kabelboomreparaties

[Click here to print](#)

Connector: **C0071**



NATURAL

Part No.: **YPC10426**

Colour: **NATURAL**


Cavities: **3WY**

Harness: **WING LH HARNESS**

Description: **Motor-Headlamp-levelling-LH**

Location: **Behind LH headlamp**

Qualifier:



**Wire Chart**

CAV	TERMINAL	CSA	COL	CCT	DESTN
1	YPLI0073	0.5D	UY	107	CI265
2	YPLI0073	0.5D	B	107	CTAP
3	YPLI0073	0.5D	RO	107	CI265

**Service Repair Kits**

Refer to Harness Repair information  
Se référer aux informations de réparation de faisceau  
Siehe Informationen über Kabelbaumreparaturen  
Vedere le informazioni che trattano le operazioni  
di riparazione del cablaggio  
Remítase a la información sobre reparación de  
mazos de cables  
Raadpleeg de informatie over kabelboomreparaties

Connector: **C0071**



NATURAL

Part No.: **YPC10426**

Colour: **NATURAL**


Cavities: **3WY**

Harness: **WING LH HARNESS**

Description: **Motor-Headlamp-levelling-LH**

Location: **Behind LH headlamp**

Qualifier:



**Wire Chart**

CAV	TERMINAL	CSA	COL	CCT	DESTN
1	YPLI0073	0.5D	UY	107	CI265
2	YPLI0073	0.5D	B	107	CTAP

**Service Repair Kits**

Refer to Harness Repair information  
Se référer aux informations de réparation de faisceau  
Siehe Informationen über Kabelbaumreparaturen

3	YPLI0073	0.5D	RO	107	CI265
---	----------	------	----	-----	-------

Uitnodiging tot informatie over kabelboomreparaties

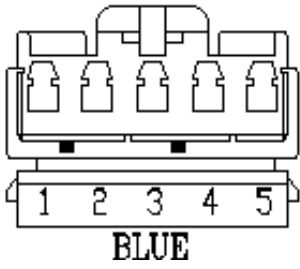
Vedere le informazioni che trattano le operazioni  
di riparazione del cablaggio

Remítase a la información sobre reparación de  
mazos de cables

Raadpleeg de informatie over kabelboomreparaties

[Click here to print](#)

Connector: **C0072**



Part No.: **YPCI0525**

Colour: **BLUE**

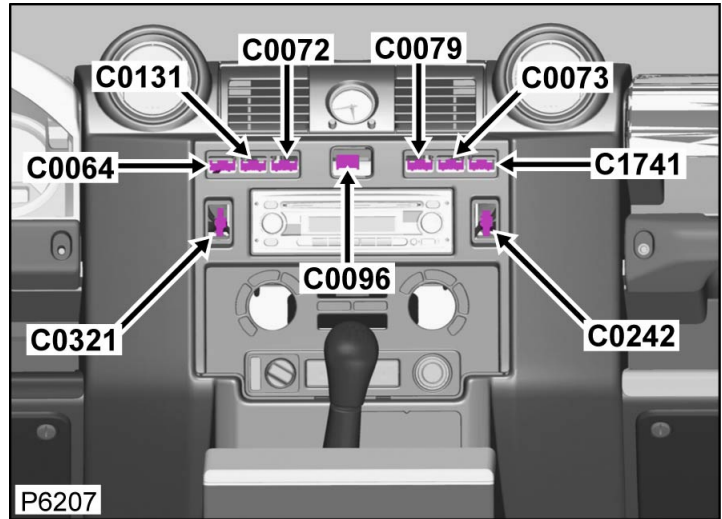
Cavities: **5WY**

Harness: **MAIN LH + RH HARNESS**

Description: **Switch-Heated-rear screen**

Location: **Instrument panel-Center**

Qualifier:



**Wire Chart**

CAV	TERMINAL	CSA	COL	CCT	DESTN
1	AFU3752	0.5D	WG	499	C0285
2	AFU3752	0.5D	RO	499	S/JOINT SJ68
4	AFU3752	0.5D	WB	499	C0285
5	AFU3752	0.5D	B	499	S/JOINT SJ13

**Service Repair Kits**

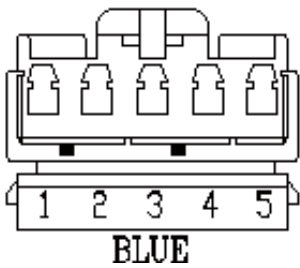
CSA	0.30- 0.51 CSA	
<b>Cavities: 1,2,4,5</b>		
418-549-62	SRK ITEM MULTILOCK 070 FAMILY 1.5CSA	1
418-112	SRK ITEM	1
418-104	SRK ITEM R/B	1
418-107	SRK ITEM PIDG RED	1
418-116A	SRK ITEM	1
VUB002010		

Connector: **C0072**

Description: **Switch-Heated-rear screen**

Location: **Instrument panel-Center**

Qualifier:

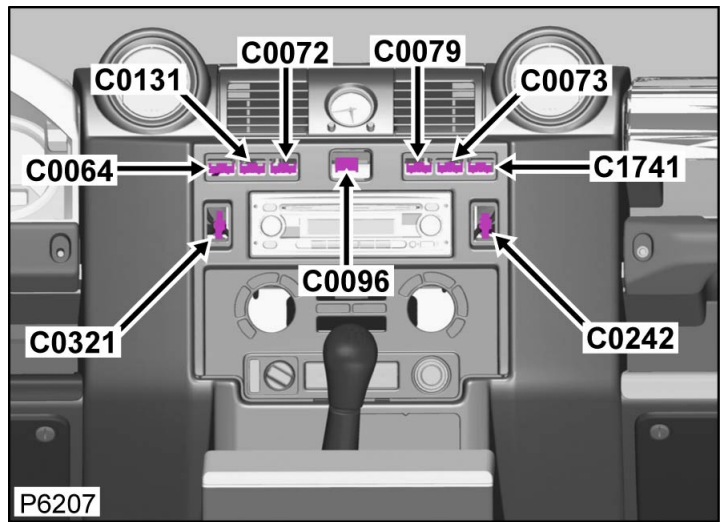


**Part No.: YPCI0525**

**Colour: BLUE**

**Cavities: 5WY**

**Harness: MAIN LH + RH HARNESS**



**Wire Chart**

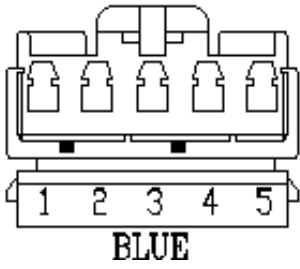
CAV	TERMINAL	CSA	COL	CCT	DESTN
1	AFU3752	0.5D	WG	499	C0285
2	AFU3752	0.5D	RO	499	S/JOINT SJ68
4	AFU3752	0.5D	WB	499	C0285
5	AFU3752	0.5D	B	499	S/JOINT SJ13

**Service Repair Kits**

CSA	0.30- 0.51 CSA	
<b>Cavities: 1,2,4,5</b>		
418-549-62	SRK ITEM MULTILOCK 070 FAMILY 1.5CSA	1
418-112	SRK ITEM	1
418-104	SRK ITEM R/B	1
418-107	SRK ITEM PIDG RED	1
418-116A	SRK ITEM	1
VUB002010		

[Click here to print](#)

Connector: **C0073**



Part No.: **YPCI0525**

Colour: **BLUE**

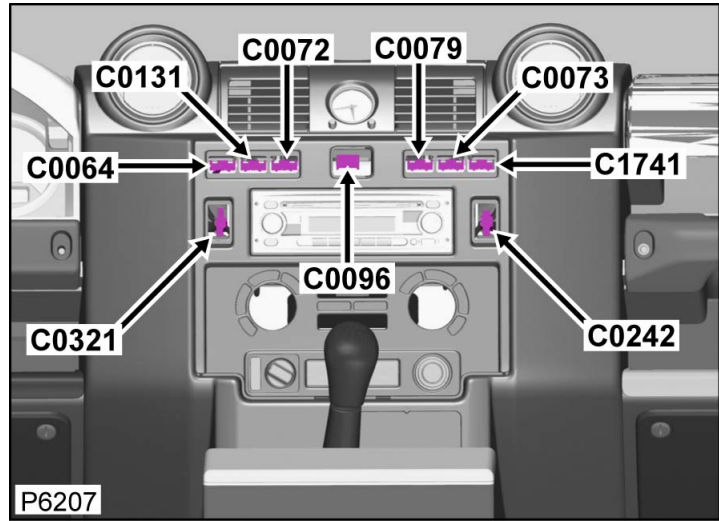
Cavities: **5WY**

Harness: **MAIN LH + RH HARNESS**

Description: **Switch-Washer-Rear screen**

Location: **Instrument panel-Center**

Qualifier:



Wire Chart

CAV	TERMINAL	CSA	COL	CCT	DESTN
1	AFU3752	0.5D	WG	499	S/JOINT SJ33
2	AFU3752	0.5D	B	499	S/JOINT SJ13
4	AFU3752	0.5D	BLG	139L	C1264L
4	AFU3752	0.5D	BLG	200R	C1264R
5	AFU3752	0.5D	RO	499	S/JOINT SJ68

Service Repair Kits

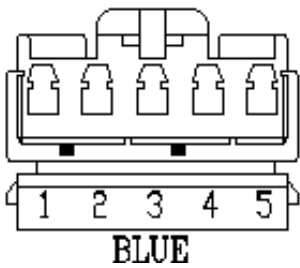
CSA	0.30- 0.51 CSA	
<b>Cavities: 1,2,4,5</b>		
418-549-62	SRK ITEM MULTILOCK 070 FAMILY 1.5CSA	1
418-112	SRK ITEM	1
418-104	SRK ITEM R/B	1
418-107	SRK ITEM PIDG RED	1
418-116A	SRK ITEM	1
VUB002010		

Connector: **C0073**

Description: **Switch-Washer-Rear screen**

Location: **Instrument panel-Center**

Qualifier:

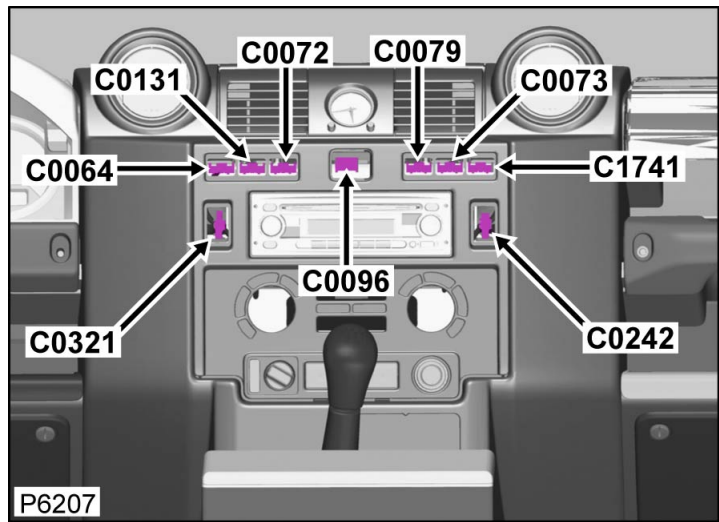


**Part No.: YPCI0525**

**Colour: BLUE**

**Cavities: 5WY**

**Harness: MAIN LH + RH HARNESS**



**Wire Chart**

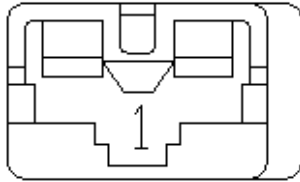
CAV	TERMINAL	CSA	COL	CCT	DESTN
1	AFU3752	0.5D	WG	499	S/JOINT SJ33
2	AFU3752	0.5D	B	499	S/JOINT SJ13
4	AFU3752	0.5D	BLG	139L	C1264L
4	AFU3752	0.5D	BLG	200R	C1264R
5	AFU3752	0.5D	RO	499	S/JOINT SJ68

**Service Repair Kits**

CSA	0.30- 0.51 CSA	
<b>Cavities: 1,2,4,5</b>		
418-549-62	SRK ITEM MULTILOCK 070 FAMILY 1.5CSA	1
418-112	SRK ITEM	1
418-104	SRK ITEM R/B	1
418-107	SRK ITEM PIDG RED	1
418-116A	SRK ITEM	1
VUB002010		

[Click here to print](#)

Connector: **C0074**



NATURAL

Part No.: **AFU452I**

Colour: **NATURAL**

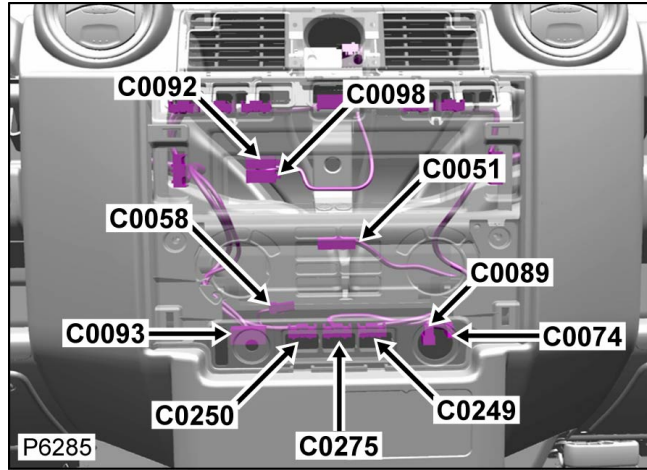
Cavities: **IWY**

Harness: **MAIN LH + RH HARNESS**

Description: **Cigar lighter-Front**

Location: **Instrument panel-Center**

Qualifier:



**Wire Chart**

CAV	TERMINAL	CSA	COL	CCT	DESTN
I	AFU4522	0.5D	RO	499	S/JOINT SJ67

**Service Repair Kits**

Refer to Harness Repair information

Se référer aux informations de réparation de faisceau

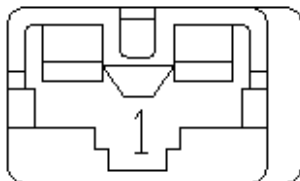
Siehe Informationen über Kabelbaumreparaturen

Vedere le informazioni che trattano le operazioni di riparazione del cablaggio

Remítase a la información sobre reparación de mazos de cables

Raadpleeg de informatie over kabelboomreparaties

Connector: **C0074**



NATURAL

Part No.: **AFU452I**

Colour: **NATURAL**

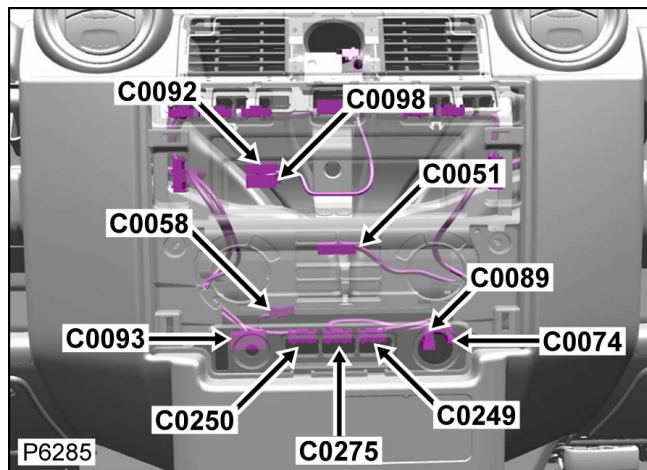
Cavities: **IWY**

Harness: **MAIN LH + RH HARNESS**

Description: **Cigar lighter-Front**

Location: **Instrument panel-Center**

Qualifier:



**Wire Chart**

CAV	TERMINAL	CSA	COL	CCT	DESTN
I	AFU4522	0.5D	RO	499	S/JOINT SJ67

**Service Repair Kits**

Refer to Harness Repair information

Se référer aux informations de réparation de faisceau

Siehe Informationen über Kabelbaumreparaturen

Wieke Informationen über Kabelboomreparaturen

Vedere le informazioni che trattano le operazioni  
di riparazione del cablaggio

Remítase a la información sobre reparación de  
mazos de cables

Raadpleeg de informatie over kabelboomreparaties

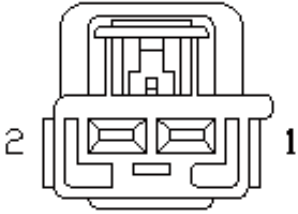
[Click here to print](#)

Connector: **C0075L**

Description: **Switch-Brake pedal**

Location: **Driver footwell**

Qualifier:



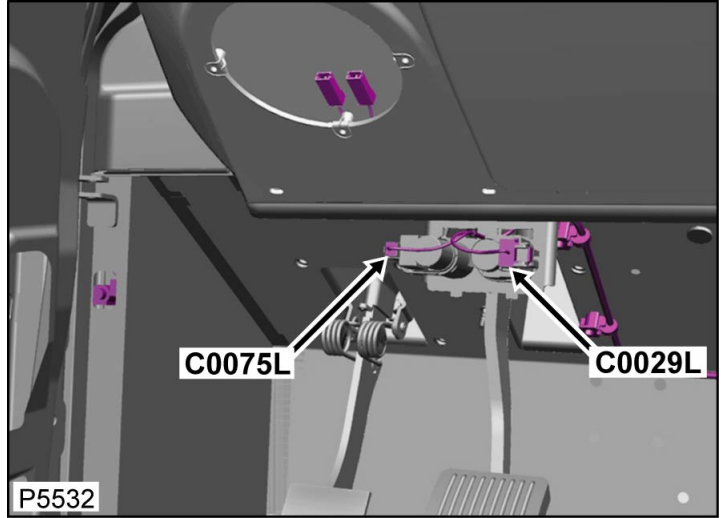
**LIGHT GREY**

Part No.: **YPC801290**

Colour: **LIGHT GREY**

Cavities: **2WY**

Harness: **MAIN LH + RH HARNESS**



**Wire Chart**

CAV	TERMINAL	CSA	COL	CCT	DESTN
1	YPL500450	1.5D	GO	I39L	C0580L
2	YPL500450	1.5D	GP	I39L	C0288

**Service Repair Kits**

CSA	1.50- 2.50 CSA	
<b>Cavities: 1,2</b>		
418-411-17	SRK ITEM 2.5CSA	I
418-113	SRK ITEM	I
418-104	SRK ITEM R/B	I
418-108	SRK ITEM PIDG BLUE	I
418-117	SRK ITEM	I
418-116A	SRK ITEM	I
VUB900580		

CSA	1.50- 2.50 CSA	
<b>Cavities: 1,2</b>		
418-104	SRK ITEM R/B	I
418-108	SRK ITEM PIDG BLUE	I
418-113	SRK ITEM	I
418-116A	SRK ITEM	I

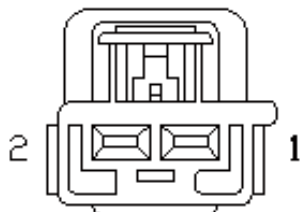
418-117	SRK ITEM	I
YMI901870	SRK ITEM	I
VUB902360		

**Connector: C0075L**

**Description: Switch-Brake pedal**

**Location: Driver footwell**

**Qualifier:**



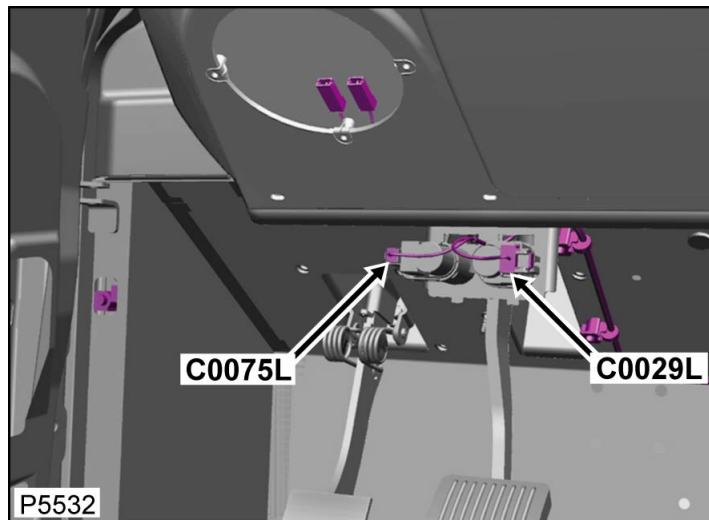
**LIGHT GREY**

**Part No.: YPC801290**

**Colour: LIGHT GREY**

**Cavities: 2WY**

**Harness: MAIN LH + RH HARNESS**



**Wire Chart**

CAV	TERMINAL	CSA	COL	CCT	DESTN
1	YPL500450	1.5D	GO	I39L	C0580L
2	YPL500450	1.5D	GP	I39L	C0288

**Service Repair Kits**

CSA	1.50- 2.50 CSA	
<b>Cavities: 1,2</b>		
418-411-17	SRK ITEM 2.5CSA	I
418-113	SRK ITEM	I
418-104	SRK ITEM R/B	I
418-108	SRK ITEM PIDG BLUE	I
418-117	SRK ITEM	I
418-116A	SRK ITEM	I
VUB900580		

CSA	1.50- 2.50 CSA	
<b>Cavities: 1,2</b>		
418-104	SRK ITEM R/B	I

418-108	SRK ITEM PIDG BLUE	I
418-113	SRK ITEM	I
418-116A	SRK ITEM	I
418-117	SRK ITEM	I
YMI901870	SRK ITEM	I
VUB902360		

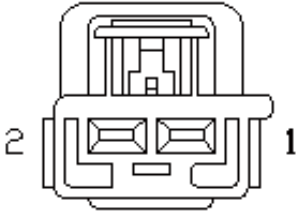
[Click here to print](#)

Connector: **C0075R**

Description: **Switch-Brake pedal**

Location: **Driver footwell**

Qualifier:



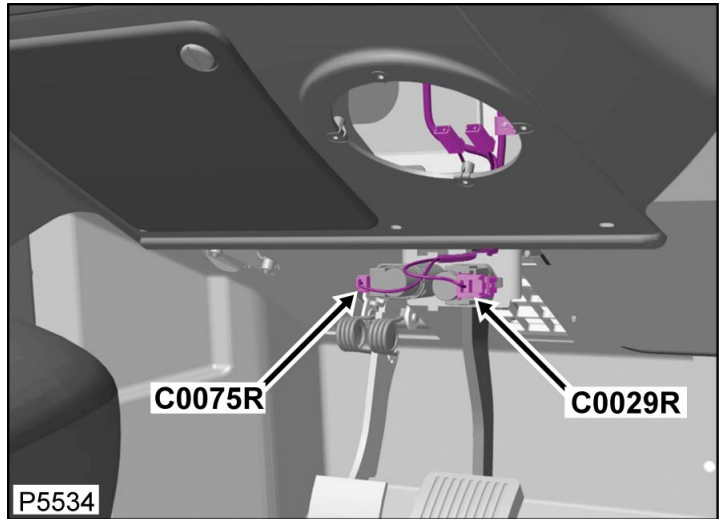
LIGHT GREY

Part No.: **YPC801290**

Colour: **LIGHT GREY**

Cavities: **2WY**

Harness: **MAIN LH + RH HARNESS**



**Wire Chart**

CAV	TERMINAL	CSA	COL	CCT	DESTN
1	YPL500450	1.5D	GO	200R	C0580R
2	YPL500450	1.5D	GP	200R	C0288

**Service Repair Kits**

CSA	1.50- 2.50 CSA	
<b>Cavities: 1,2</b>		
418-411-17	SRK ITEM 2.5CSA	I
418-113	SRK ITEM	I
418-104	SRK ITEM R/B	I
418-108	SRK ITEM PIDG BLUE	I
418-117	SRK ITEM	I
418-116A	SRK ITEM	I
VUB900580		

CSA	1.50- 2.50 CSA	
<b>Cavities: 1,2</b>		
418-104	SRK ITEM R/B	I
418-108	SRK ITEM PIDG BLUE	I
418-113	SRK ITEM	I
418-116A	SRK ITEM	I

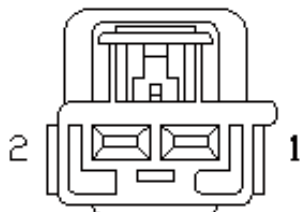
418-117	SRK ITEM	I
YMI901870	SRK ITEM	I
VUB902360		

**Connector: C0075R**

**Description: Switch-Brake pedal**

**Location: Driver footwell**

**Qualifier:**



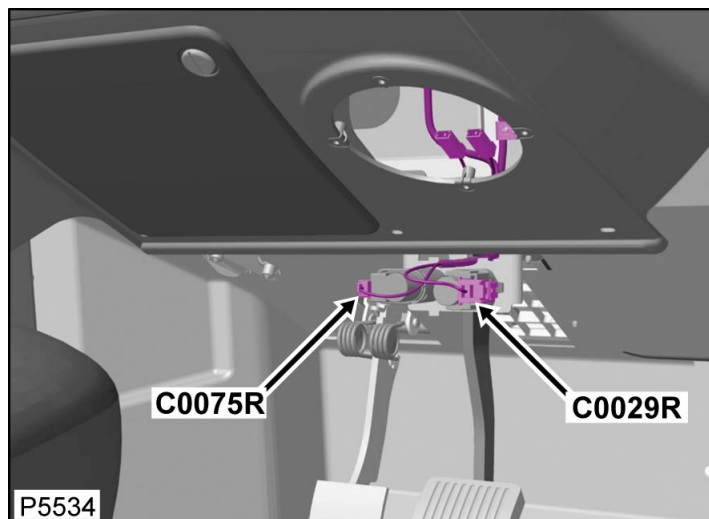
**LIGHT GREY**

**Part No.: YPC801290**

**Colour: LIGHT GREY**

**Cavities: 2WY**

**Harness: MAIN LH + RH HARNESS**



**Wire Chart**

CAV	TERMINAL	CSA	COL	CCT	DESTN
1	YPL500450	1.5D	GO	200R	C0580R
2	YPL500450	1.5D	GP	200R	C0288

**Service Repair Kits**

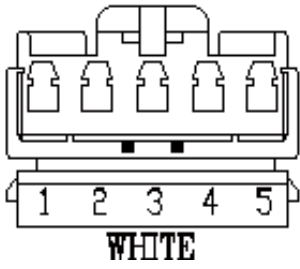
CSA	1.50- 2.50 CSA	
<b>Cavities: 1,2</b>		
418-411-17	SRK ITEM 2.5CSA	I
418-113	SRK ITEM	I
418-104	SRK ITEM R/B	I
418-108	SRK ITEM PIDG BLUE	I
418-117	SRK ITEM	I
418-116A	SRK ITEM	I
VUB900580		

CSA	1.50- 2.50 CSA	
<b>Cavities: 1,2</b>		
418-104	SRK ITEM R/B	I

418-108	SRK ITEM PIDG BLUE	I
418-113	SRK ITEM	I
418-116A	SRK ITEM	I
418-117	SRK ITEM	I
YMI901870	SRK ITEM	I
VUB902360		

[Click here to print](#)

Connector: **C0079**



Part No.: **YPCI0524**

Colour: **WHITE**

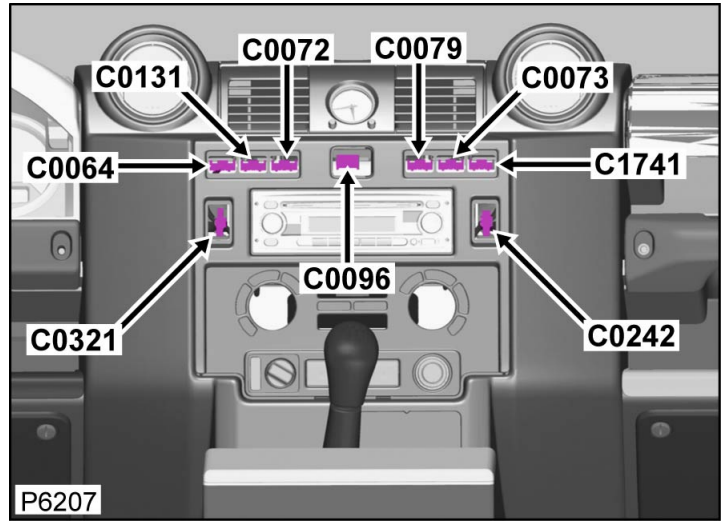
Cavities: **5WY**

Harness: **MAIN LH + RH HARNESS**

Description: **Switch-Wiper-Rear**

Location: **Instrument panel-Center**

Qualifier:



**Wire Chart**

CAV	TERMINAL	CSA	COL	CCT	DESTN
1	AFU3752	0.5D	BG	499	C0376
2	AFU3752	0.5D	RO	499	S/JOINT SJ68
4	AFU3752	0.5D	B	499	S/JOINT SJ13

**Service Repair Kits**

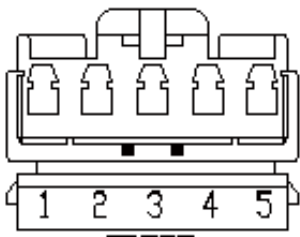
CSA	0.30- 0.51 CSA	
<b>Cavities: 1,2,4</b>		
418-549-62	SRK ITEM MULTILOCK 070 FAMILY 1.5CSA	1
418-112	SRK ITEM	1
418-104	SRK ITEM R/B	1
418-107	SRK ITEM PIDG RED	1
418-116A	SRK ITEM	1
VUB002010		

Connector: **C0079**

Description: **Switch-Wiper-Rear**

Location: **Instrument panel-Center**

Qualifier:



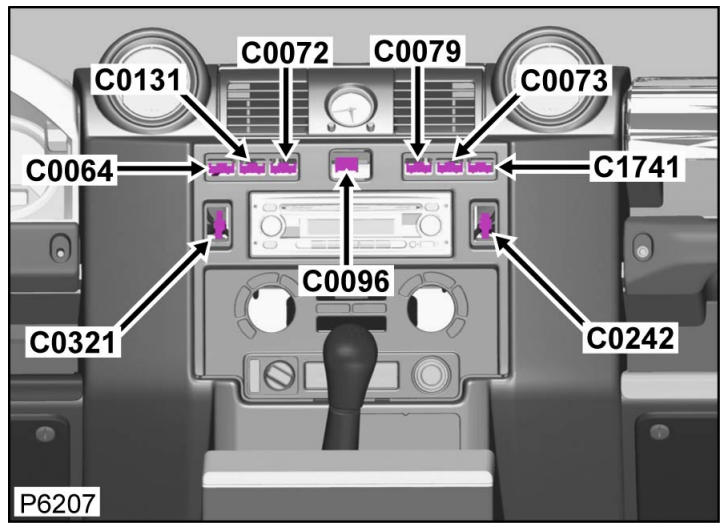
WHITE

Part No.: **YPCI0524**

Colour: **WHITE**

Cavities: **5WY**

Harness: **MAIN LH + RH HARNESS**



**Wire Chart**

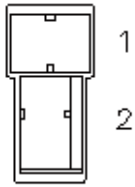
CAV	TERMINAL	CSA	COL	CCT	DESTN
1	AFU3752	0.5D	BG	499	C0376
2	AFU3752	0.5D	RO	499	S/JOINT SJ68
4	AFU3752	0.5D	B	499	S/JOINT SJ13

**Service Repair Kits**

CSA	0.30- 0.51 CSA	
<b>Cavities: 1,2,4</b>		
418-549-62	SRK ITEM MULTILOCK 070 FAMILY 1.5CSA	1
418-112	SRK ITEM	1
418-104	SRK ITEM R/B	1
418-107	SRK ITEM PIDG RED	1
418-116A	SRK ITEM	1
VUB002010		

[Click here to print](#)

Connector: **C0089**



BLACK

Part No.: **AFU3199**

Colour: **BLACK**

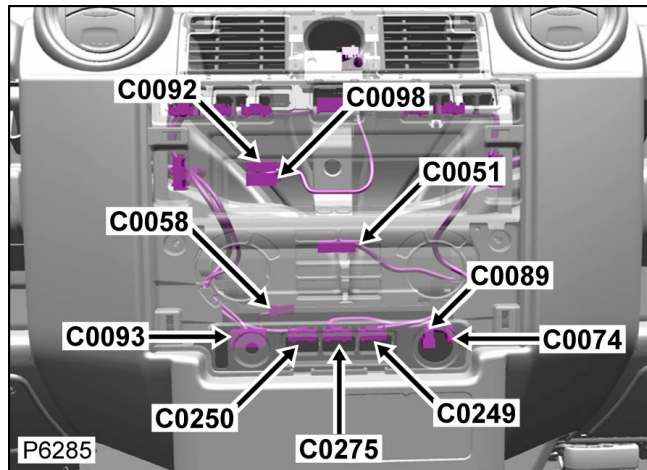
Cavities: **2WY**

Harness: **MAIN LH + RH HARNESS**

Description: **Cigar lighter-Front**

Location: **Instrument panel-Center**

Qualifier:



**Wire Chart**

CAV	TERMINAL	CSA	COL	CCT	DESTN
1	YPL902180	1.0D	B	499	C0289
2	YPL902180	1.0D	PG	200R	C0582R
2	YPL902180	1.0D	PG	139L	C0582L

**Service Repair Kits**

Refer to Harness Repair information

Se référer aux informations de réparation de faisceau

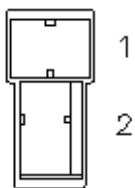
Siehe Informationen über Kabelbaumreparaturen

Vedere le informazioni che trattano le operazioni di riparazione del cablaggio

Remítase a la información sobre reparación de mazos de cables

Raadpleeg de informatie over kabelboomreparaties

Connector: **C0089**



BLACK

Part No.: **AFU3199**

Colour: **BLACK**

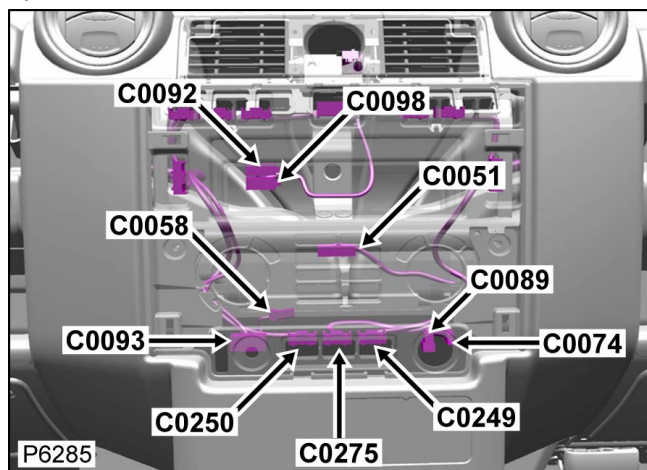
Cavities: **2WY**

Harness: **MAIN LH + RH HARNESS**

Description: **Cigar lighter-Front**

Location: **Instrument panel-Center**

Qualifier:



**Wire Chart**

CAV	TERMINAL	CSA	COL	CCT	DESTN
1	YPL902180	1.0D	B	499	C0289
2	YPL902180	1.0D	PG	200R	C0582R

**Service Repair Kits**

Refer to Harness Repair information

Se référer aux informations de réparation de faisceau

Siehe Informationen über Kabelbaumreparaturen

2	YPL902180	I.0D	PG	I39L	C0582L
---	-----------	------	----	------	--------

Wieke Informatie over kabelboomreparaties

Vedere le informazioni che trattano le operazioni  
di riparazione del cablaggio

Remítase a la información sobre reparación de  
mazos de cables

Raadpleeg de informatie over kabelboomreparaties


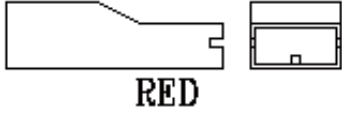
[Click here to print](#)

Connector: **C0090L**

Description: **Switch-Ignition**

Location: **Behind steering column cowl**

Qualifier:



Part No.: **YPCI0245**

Colour: **RED**

Cavities: **IWY**

Harness: **MAIN LH + RH HARNESS**

**Wire Chart**

CAV	TERMINAL	CSA	COL	CCT	DESTN
I	ADU9568	4.0D	WR	I39L	C3768

**Service Repair Kits**

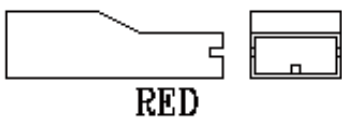
CSA	2.50- 4.00 CSA	
<b>Cavities: I</b>		
418-105	SRK ITEM Y	I
418-109	SRK ITEM PIDG YELLOW	I
418-114	SRK ITEM	I
418-116A	SRK ITEM	I
418-117	SRK ITEM	I
YMI901400	SRK ITEM	I
VUB901880		

Connector: **C0090L**

Description: **Switch-Ignition**

Location: **Behind steering column cowl**


Qualifier:



Part No.: **YPCI0245**

**Colour: RED**  
**Cavities: I WY**

**Harness: MAIN LH + RH HARNESS**



**Wire Chart**

CAV	TERMINAL	CSA	COL	CCT	DESTN
I	ADU9568	4.0D	WR	I39L	C3768

**Service Repair Kits**

CSA	2.50- 4.00 CSA	
<b>Cavities: I</b>		
418-105	SRK ITEM Y	I
418-109	SRK ITEM PIDG YELLOW	I
418-114	SRK ITEM	I
418-116A	SRK ITEM	I
418-117	SRK ITEM	I
YMI901400	SRK ITEM	I
VUB901880		


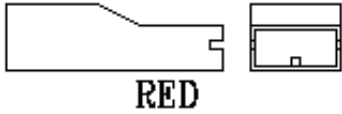
[Click here to print](#)

Connector: **C0090R**

Description: **Switch-Ignition**

Location: **Behind steering column cowl**

Qualifier:



Part No.: **YPCI0245**

Colour: **RED**

Cavities: **IWY**

Harness: **MAIN LH + RH HARNESS**

**Wire Chart**

CAV	TERMINAL	CSA	COL	CCT	DESTN
I	ADU9568	4.0D	WR	200R	C3768

**Service Repair Kits**

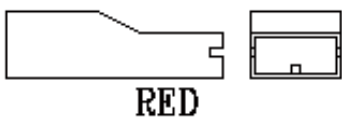
CSA	2.50- 4.00 CSA	
<b>Cavities: I</b>		
418-105	SRK ITEM Y	I
418-109	SRK ITEM PIDG YELLOW	I
418-114	SRK ITEM	I
418-116A	SRK ITEM	I
418-117	SRK ITEM	I
YMI901400	SRK ITEM	I
VUB901880		

Connector: **C0090R**

Description: **Switch-Ignition**

Location: **Behind steering column cowl**


Qualifier:



Part No.: **YPCI0245**

**Colour: RED**  
**Cavities: IWY**

**Harness: MAIN LH + RH HARNESS**



**Wire Chart**

CAV	TERMINAL	CSA	COL	CCT	DESTN
I	ADU9568	4.0D	WR	200R	C3768

**Service Repair Kits**

CSA	2.50- 4.00 CSA	
<b>Cavities: I</b>		
418-105	SRK ITEM Y	I
418-109	SRK ITEM PIDG YELLOW	I
418-114	SRK ITEM	I
418-116A	SRK ITEM	I
418-117	SRK ITEM	I
YMI901400	SRK ITEM	I
VUB901880		


[Click here to print](#)

Connector: **C009 I**

Description: **Switch-Handbrake**

Location: **Base of handbrake lever**

Qualifier:



Part No.: **ADU8339**

Colour: **NATURAL**

Cavities: **I WY**

Harness: **MAIN LH + RH HARNESS**

**Wire Chart**

CAV	TERMINAL	CSA	COL	CCT	DESTN
I	AFU3262	0.5D	WY	499	C0288

**Service Repair Kits**

CSA	0.30- 0.81 CSA	
<b>Cavities: I</b>		
418-549-44	SRK ITEM 250 POSI-LOCK FAMILY 1.0CSA	I
418-112	SRK ITEM	I
418-104	SRK ITEM R/B	I
418-107	SRK ITEM PIDG RED	I
418-117	SRK ITEM	I
418-116A	SRK ITEM	I
VUB001560		

Connector: **C009 I**

Description: **Switch-Handbrake**

Location: **Base of handbrake lever**

Qualifier:




NATURAL

Part No.: **ADU8339**

Colour: **NATURAL**

Cavities: **IWY**

Harness: **MAIN LH + RH HARNESS**



**Wire Chart**

CAV	TERMINAL	CSA	COL	CCT	DESTN
I	AFU3262	0.5D	WY	499	C0288

**Service Repair Kits**

CSA	0.30- 0.81 CSA	
<b>Cavities: I</b>		
418-549-44	SRK ITEM 250 POSI-LOCK FAMILY 1.0CSA	I
418-112	SRK ITEM	I
418-104	SRK ITEM R/B	I
418-107	SRK ITEM PIDG RED	I
418-117	SRK ITEM	I
418-116A	SRK ITEM	I
VUB001560		

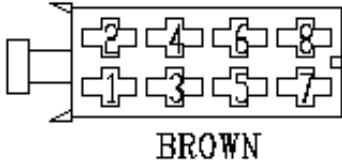
[Click here to print](#)

Connector: **C0092**

Description: **Radio-CD player**

Location: **Instrument panel-Center**

Qualifier:

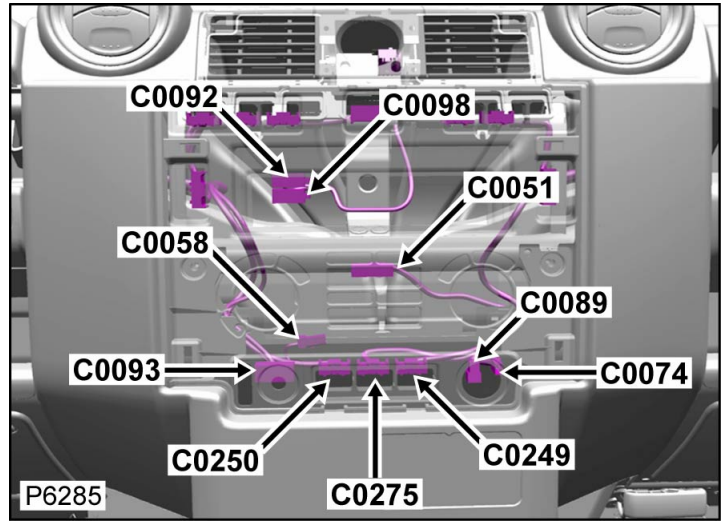


Part No.: **YPCI0191**

Colour: **BROWN**

Cavities: **8WY**

Harness: **MAIN LH + RH HARNESS**



**Wire Chart**

CAV	TERMINAL	CSA	COL	CCT	DESTN
1	ALUI033	0.5D	BG	192	C0376
2	ALUI033	0.5D	BU	192	C0376
3	ALUI033	0.5D	BK	769	C1577
4	ALUI033	0.5D	BR	769	C0369
5	ALUI033	0.5D	BW	769	C0340
6	ALUI033	0.5D	BN	769	C1492
7	ALUI033	0.5D	BY	192	C0376
8	ALUI033	0.5D	BO	192	C0376

**Service Repair Kits**

CSA	0.50- 1.50 CSA	
<b>Cavities: 1,2-8</b>		
418-549-65	SRK ITEM JPT FAMILY 0.75CSA	I
418-112	SRK ITEM	I
418-107	SRK ITEM PIDG RED	I
418-116A	SRK ITEM	I
VUB500570		

CSA	0.50- 1.50 CSA	
<b>Cavities: 1,2-8</b>		
418-104	SRK ITEM R/B	I
418-108	SRK ITEM PIDG BLUE	I
418-113	SRK ITEM	I
418-116A	SRK ITEM	I
418-117	SRK ITEM	I

YMI901450	SRK ITEM	I
VUB901930		

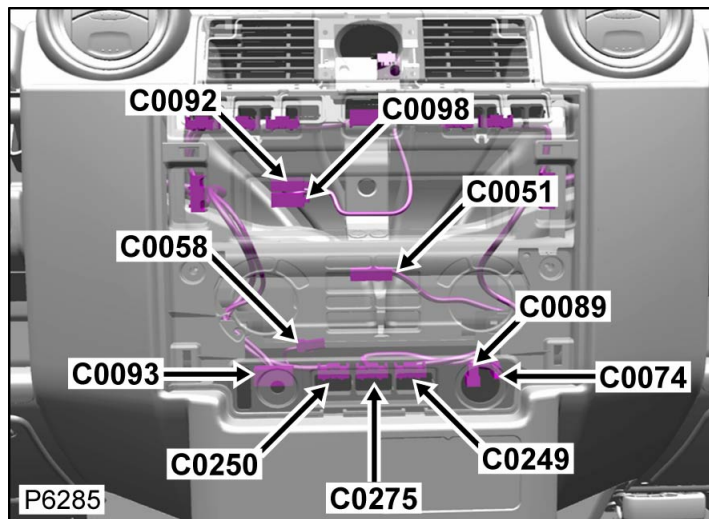
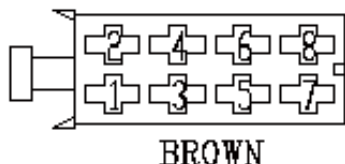
<b>CSA</b>	<b>0.50- 1.50 CSA</b>	
<b>Cavities: 1,2-8</b>		
418-104	SRK ITEM R/B	I
418-107	SRK ITEM PIDG RED	I
418-112	SRK ITEM	I
418-116A	SRK ITEM	I
418-117	SRK ITEM	I
YMI901460	SRK ITEM	I
VUB901940		

**Connector: C0092**

**Description: Radio-CD player**

**Location: Instrument panel-Center**

**Qualifier:**



**Part No.: YPCI0191**

**Colour: BROWN**

**Cavities: 8WY**

**Harness: MAIN LH + RH HARNESS**

**Wire Chart**

CAV	TERMINAL	CSA	COL	CCT	DESTN
1	ALUI033	0.5D	BG	192	C0376
2	ALUI033	0.5D	BU	192	C0376
3	ALUI033	0.5D	BK	769	C1577
4	ALUI033	0.5D	BR	769	C0369

**Service Repair Kits**

<b>CSA</b>	<b>0.50- 1.50 CSA</b>	
<b>Cavities: 1,2-8</b>		
418-549-65	SRK ITEM JPT FAMILY 0.75CSA	I
418-112	SRK ITEM	I

5	ALUI033	0.5D	BW	769	C0340
6	ALUI033	0.5D	BN	769	C1492
7	ALUI033	0.5D	BY	192	C0376
8	ALUI033	0.5D	BO	192	C0376

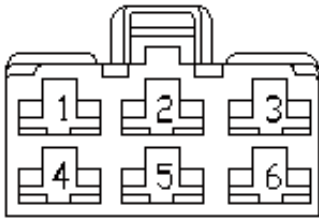
418-107	SRK ITEM PIDG RED	I
418-116A	SRK ITEM	I
VUB500570		

CSA	0.50- 1.50 CSA	
<b>Cavities: 1,2-8</b>		
418-104	SRK ITEM R/B	I
418-108	SRK ITEM PIDG BLUE	I
418-113	SRK ITEM	I
418-116A	SRK ITEM	I
418-117	SRK ITEM	I
YMI901450	SRK ITEM	I
VUB901930		

CSA	0.50- 1.50 CSA	
<b>Cavities: 1,2-8</b>		
418-104	SRK ITEM R/B	I
418-107	SRK ITEM PIDG RED	I
418-112	SRK ITEM	I
418-116A	SRK ITEM	I
418-117	SRK ITEM	I
YMI901460	SRK ITEM	I
VUB901940		

[Click here to print](#)

Connector: **C0093**



**NATURAL**

Part No.: **YPCI0004**

Colour: **NATURAL**

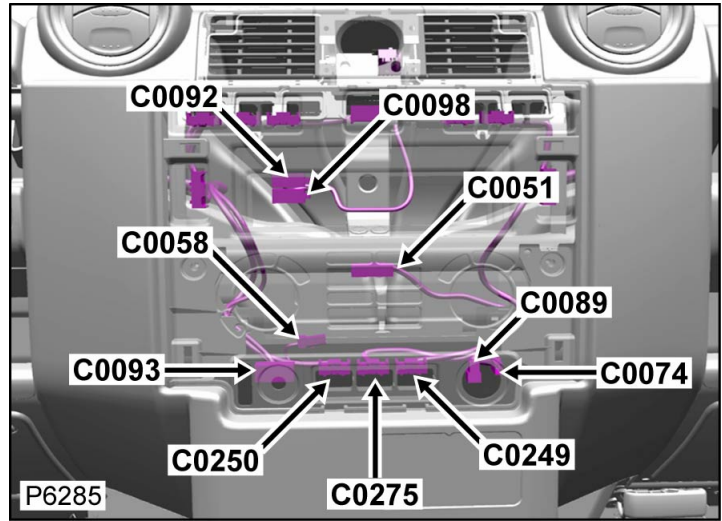
Cavities: **6WY**

Harness: **MAIN LH + RH HARNESS**

Description: **Switch-Headlamp-levelling**

Location: **Instrument panel-Center**

Qualifier:



**Wire Chart**

CAV	TERMINAL	CSA	COL	CCT	DESTN
2	AFU3567	1.0D	UY	107	S/JOINT SJ56
3	AFU3726	0.5D	B	107	C0289
4	AFU3726	0.5D	RO	107	C0286
5	AFU3726	0.5D	RO	107	C0286

**Service Repair Kits**

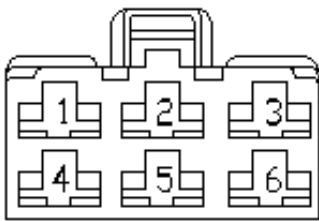
CSA	0.30- 0.50 CSA	
<b>Cavities: 2,3-5</b>		
418-549-51	SRK ITEM ETN250 FAMILY 1.5CSA SEALED	1
418-112	SRK ITEM	1
418-104	SRK ITEM R/B	1
418-107	SRK ITEM PIDG RED	1
418-117	SRK ITEM	1
418-116A	SRK ITEM	1
VUB001770		

Connector: **C0093**

Description: **Switch-Headlamp-levelling**

Location: **Instrument panel-Center**

Qualifier:



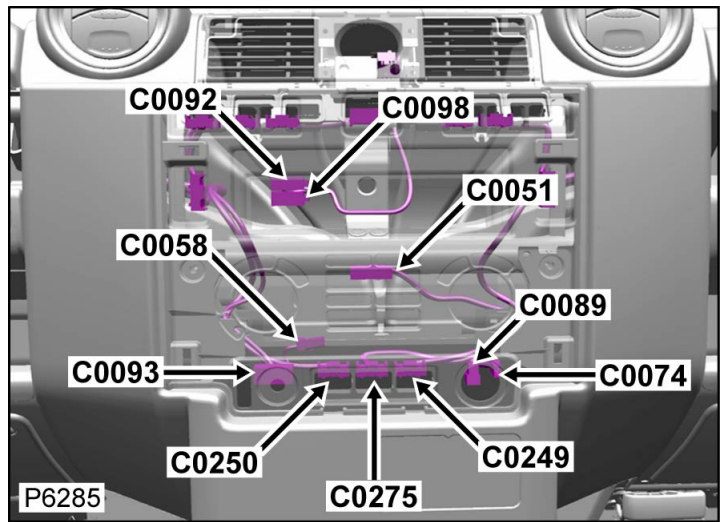
**NATURAL**

**Part No.: YPCI0004**

**Colour: NATURAL**

**Cavities: 6WY**

**Harness: MAIN LH + RH HARNESS**



**Wire Chart**

CAV	TERMINAL	CSA	COL	CCT	DESTN
2	AFU3567	1.0D	UY	107	S/JOINT SJ56
3	AFU3726	0.5D	B	107	C0289
4	AFU3726	0.5D	RO	107	C0286
5	AFU3726	0.5D	RO	107	C0286

**Service Repair Kits**

CSA	0.30- 0.50 CSA	
<b>Cavities: 2,3-5</b>		
418-549-51	SRK ITEM ETN250 FAMILY 1.5CSA SEALED	1
418-112	SRK ITEM	1
418-104	SRK ITEM R/B	1
418-107	SRK ITEM PIDG RED	1
418-117	SRK ITEM	1
418-116A	SRK ITEM	1
VUB001770		

[Click here to print](#)

Connector: **C0094L**

Description: **Switch-Ignition**

Location: **Behind steering column cowl**

Qualifier:




Part No.: **ADU8339**

Colour: **NATURAL**

Cavities: **IWY**

Harness: **MAIN LH + RH HARNESS**



**Wire Chart**

CAV	TERMINAL	CSA	COL	CCT	DESTN
I	ADU9568	4.0D	W	I39L	S/JOINT SJ3

**Service Repair Kits**

CSA	2.50- 4.00 CSA	
<b>Cavities: I</b>		
418-105	SRK ITEM Y	I
418-109	SRK ITEM PIDG YELLOW	I
418-114	SRK ITEM	I
418-116A	SRK ITEM	I
418-117	SRK ITEM	I
YM1901400	SRK ITEM	I
VUB901880		

Connector: **C0094L**

Description: **Switch-Ignition**

Location: **Behind steering column cowl**

Qualifier:




Part No.: **ADU8339**

**Colour: NATURAL**

**Cavities: IWY**

**Harness: MAIN LH + RH HARNESS**



**Wire Chart**

CAV	TERMINAL	CSA	COL	CCT	DESTN
I	ADU9568	4.0D	W	I39L	S/JOINT SJ3

**Service Repair Kits**

CSA	2.50- 4.00 CSA	
<b>Cavities: I</b>		
418-105	SRK ITEM Y	I
418-109	SRK ITEM PIDG YELLOW	I
418-114	SRK ITEM	I
418-116A	SRK ITEM	I
418-117	SRK ITEM	I
YMI901400	SRK ITEM	I
VUB901880		


[Click here to print](#)

Connector: **C0094R**

Description: **Switch-Ignition**

Location: **Behind steering column cowl**

Qualifier:



Part No.: **ADU8339**

Colour: **NATURAL**

Cavities: **I WY**

Harness: **MAIN LH + RH HARNESS**

**Wire Chart**

CAV	TERMINAL	CSA	COL	CCT	DESTN
I	ADU9568	4.0D	W	200R	S/JOINT SJ4

**Service Repair Kits**

CSA	2.50- 4.00 CSA	
<b>Cavities: I</b>		
418-105	SRK ITEM Y	I
418-109	SRK ITEM PIDG YELLOW	I
418-114	SRK ITEM	I
418-116A	SRK ITEM	I
418-117	SRK ITEM	I
YM1901400	SRK ITEM	I
VUB901880		

Connector: **C0094R**

Description: **Switch-Ignition**

Location: **Behind steering column cowl**

Qualifier:




Part No.: **ADU8339**

**Colour: NATURAL**

**Cavities: IWY**

**Harness: MAIN LH + RH HARNESS**



**Wire Chart**

CAV	TERMINAL	CSA	COL	CCT	DESTN
I	ADU9568	4.0D	W	200R	S/JOINT SJ4

**Service Repair Kits**

CSA	2.50- 4.00 CSA	
<b>Cavities: I</b>		
418-105	SRK ITEM Y	I
418-109	SRK ITEM PIDG YELLOW	I
418-114	SRK ITEM	I
418-116A	SRK ITEM	I
418-117	SRK ITEM	I
YMI901400	SRK ITEM	I
VUB901880		

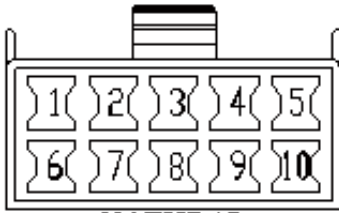
[Click here to print](#)

Connector: **C0096**

Description: **Switch-Hazard-warning**

Location: **Instrument panel-Center**

Qualifier:



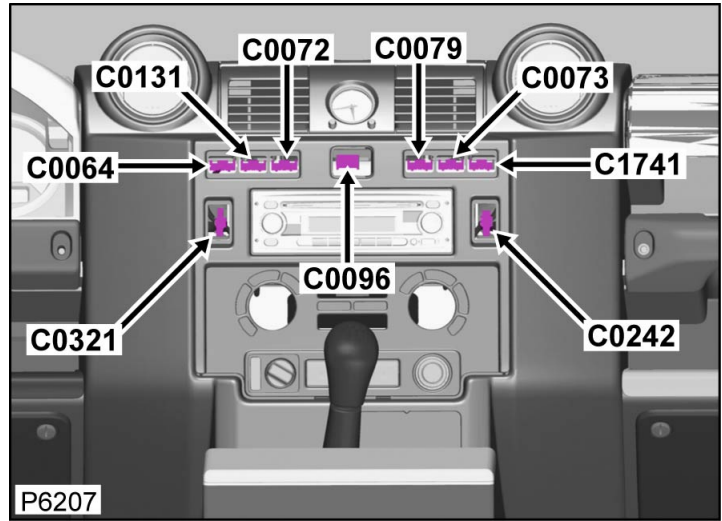
NATURAL

Part No.: **AFU3731**

Colour: **NATURAL**

Cavities: **10WY**

Harness: **MAIN LH + RH HARNESS**



**Wire Chart**

CAV	TERMINAL	CSA	COL	CCT	DESTN
1	AFU3560	1.0D	WG	139L	C0580L
1	AFU3560	1.0D	WG	200R	C0580R
2	AFU3560	1.0D	PN	139L	S/JOINT SJ77A
2	AFU3560	1.0D	PN	200R	S/JOINT SJ126
3	YPL10002	1.5D	LG	139L	C0536L
3	YPL10002	1.5D	LG	200R	C0536R
4	AFU3572	0.5D	RO	499	S/JOINT SJ68
5	AFU3572	0.5D	B	499	S/JOINT SJ13
6	YPL10002	1.5D	LGN	139L	S/JOINT SJ79
6	YPL10002	1.5D	LGN	200R	S/JOINT SJ44
7	AFU3560	1.0D	GR	499	C0287
8	AFU3572	0.5D	BR	200R	C1040R
8	AFU3572	0.5D	BR	139L	C1040L

**Service Repair Kits**


CSA	1.50- 2.00 CSA	
<b>Cavities: 3,6</b>		
418-549-48	SRK ITEM DS090 FAMILY 2.0CSA	I
418-113	SRK ITEM	I
418-104	SRK ITEM R/B	I
418-108	SRK ITEM PIDG BLUE	I
418-117	SRK ITEM	I
418-116A	SRK ITEM	I
VUB001670		

CSA	0.20- 0.50 CSA	
<b>Cavities: 1,2,4,5,7-9</b>		
418-549-45	SRK ITEM DS090 FAMILY 1.5CSA	I
418-112	SRK ITEM	I
418-104	SRK ITEM R/B	I

9	AFU3560	1.0D	GW	499	C0287
---	---------	------	----	-----	-------

418-107	SRK ITEM PIDG RED	I
418-117	SRK ITEM	I
418-116A	SRK ITEM	I
VUB001640		

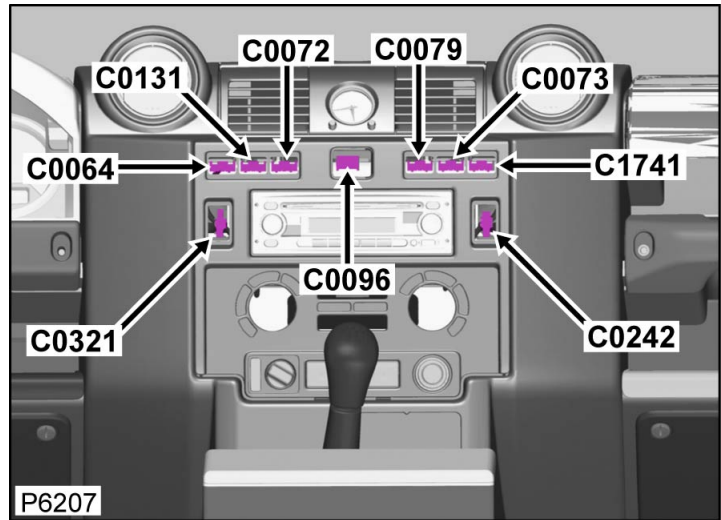
**Connector: C0096**



**Part No.: AFU373 I**  
**Colour: NATURAL**  
**Cavities: 10WY**

**Harness: MAIN LH + RH HARNESS**

**Description: Switch-Hazard-warning**  
**Location: Instrument panel-Center**  
**Qualifier:**



**Wire Chart**

CAV	TERMINAL	CSA	COL	CCT	DESTN
1	AFU3560	1.0D	WG	139L	C0580L
1	AFU3560	1.0D	WG	200R	C0580R
2	AFU3560	1.0D	PN	139L	S/JOINT SJ77A
2	AFU3560	1.0D	PN	200R	S/JOINT SJ126
3	YPL10002	1.5D	LG	139L	C0536L
3	YPL10002	1.5D	LG	200R	C0536R
4	AFU3572	0.5D	RO	499	S/JOINT SJ68
5	AFU3572	0.5D	B	499	S/JOINT SJ13
6	YPL10002	1.5D	LGN	139L	S/JOINT SJ79

**Service Repair Kits**

CSA	1.50- 2.00 CSA	
<b>Cavities: 3,6</b>		
418-549-48	SRK ITEM DS090 FAMILY 2.0CSA	I
418-113	SRK ITEM	I
418-104	SRK ITEM R/B	I
418-108	SRK ITEM PIDG BLUE	I
418-117	SRK ITEM	I
418-116A	SRK ITEM	I
VUB001670		

CSA	0.20- 0.50 CSA	
-----	----------------	--

6	YPL10002	1.5D	LGN	200R	S/JOINT SJ44
7	AFU3560	1.0D	GR	499	C0287
8	AFU3572	0.5D	BR	200R	C1040R
8	AFU3572	0.5D	BR	139L	C1040L
9	AFU3560	1.0D	GW	499	C0287

<b>Cavities: 1,2,4,5,7-9</b>		
418-549-45	SRK ITEM DS090 FAMILY 1.5CSA	I
418-112	SRK ITEM	I
418-104	SRK ITEM R/B	I
418-107	SRK ITEM PIDG RED	I
418-117	SRK ITEM	I
418-116A	SRK ITEM	I
VUB001640		

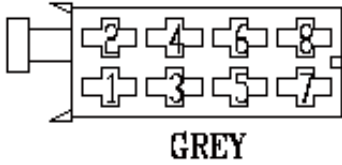
[Click here to print](#)

Connector: **C0098**

Description: **Radio-CD player**

Location: **Instrument panel-Center**

Qualifier:

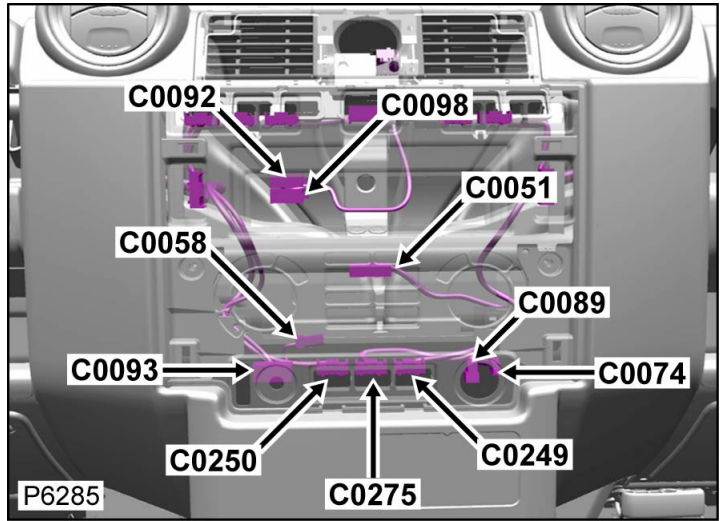


Part No.: **YPCI0190**

Colour: **GREY**

Cavities: **8WY**

Harness: **MAIN LH + RH HARNESS**



Wire Chart

CAV	TERMINAL	CSA	COL	CCT	DESTN
4	ALU1033	0.5D	PN	769	S/JOINT SJ58
6	ALU1033	0.5D	RO	499	S/JOINT SJ68
7	ALU1033	0.5D	WO	769L	C0582L
7	ALU1033	0.5D	WO	769R	C0582R
8	AFU3415	1.0D	B	499	C0361

Service Repair Kits

CSA	0.50- 1.50 CSA	
<b>Cavities: 4,6,7</b>		
418-549-65	SRK ITEM JPT FAMILY 0.75CSA	I
418-112	SRK ITEM	I
418-107	SRK ITEM PIDG RED	I
418-116A	SRK ITEM	I
VUB500570		

CSA	0.50- 1.50 CSA	
<b>Cavities: 4,6,7</b>		
418-104	SRK ITEM R/B	I
418-108	SRK ITEM PIDG BLUE	I
418-113	SRK ITEM	I
418-116A	SRK ITEM	I
418-117	SRK ITEM	I

YMI901450	SRK ITEM	I
VUB901930		

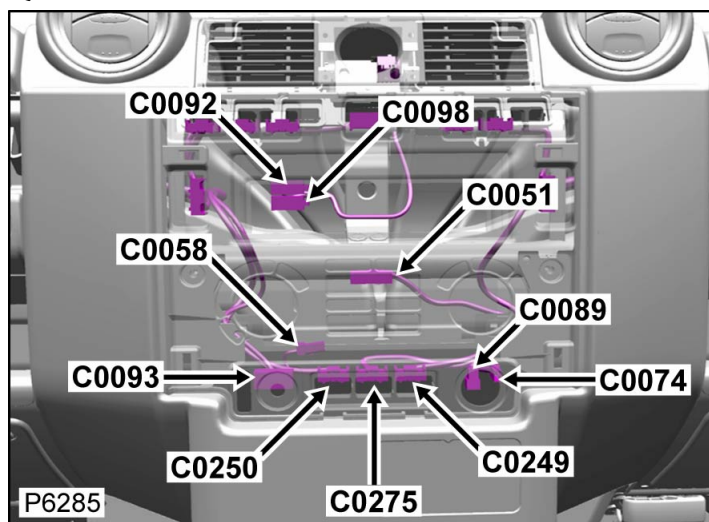
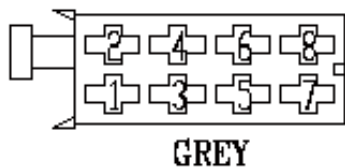
<b>CSA</b>	<b>0.50- 1.50 CSA</b>	
<b>Cavities: 4,6,7</b>		
418-104	SRK ITEM R/B	I
418-107	SRK ITEM PIDG RED	I
418-112	SRK ITEM	I
418-116A	SRK ITEM	I
418-117	SRK ITEM	I
YMI901460	SRK ITEM	I
VUB901940		

**Connector: C0098**

**Description: Radio-CD player**

**Location: Instrument panel-Center**

**Qualifier:**



**Part No.: YPCI0190**

**Colour: GREY**

**Cavities: 8WY**

**Harness: MAIN LH + RH HARNESS**

**Wire Chart**

CAV	TERMINAL	CSA	COL	CCT	DESTN
4	ALUI033	0.5D	PN	769	S/JOINT SJ58
6	ALUI033	0.5D	RO	499	S/JOINT SJ68
7	ALUI033	0.5D	WO	769L	C0582L

**Service Repair Kits**

<b>CSA</b>	<b>0.50- 1.50 CSA</b>	
<b>Cavities: 4,6,7</b>		
418-549-65	SRK ITEM JPT FAMILY 0.75CSA	I
418-112	SRK ITEM	I

7	ALU1033	0.5D	WO	769R	C0582R
8	AFU3415	1.0D	B	499	C0361

418-107	SRK ITEM PIDG RED	I
418-116A	SRK ITEM	I
VUB500570		

<b>CSA</b>	<b>0.50- 1.50 CSA</b>	
<b>Cavities: 4,6,7</b>		
418-104	SRK ITEM R/B	I
418-108	SRK ITEM PIDG BLUE	I
418-113	SRK ITEM	I
418-116A	SRK ITEM	I
418-117	SRK ITEM	I
YMI901450	SRK ITEM	I
VUB901930		

<b>CSA</b>	<b>0.50- 1.50 CSA</b>	
<b>Cavities: 4,6,7</b>		
418-104	SRK ITEM R/B	I
418-107	SRK ITEM PIDG RED	I
418-112	SRK ITEM	I
418-116A	SRK ITEM	I
418-117	SRK ITEM	I
YMI901460	SRK ITEM	I
VUB901940		


[Click here to print](#)

Connector: **C0099L**

Description: **Switch-Ignition**

Location: **Behind steering column cowl**

Qualifier:



Part No.: **YPCI15690**

Colour: **GREEN**

Cavities: **IWY**

Harness: **MAIN LH + RH HARNESS**

**Wire Chart**

CAV	TERMINAL	CSA	COL	CCT	DESTN
I	ADU9568	4.0D	WO	I39L	C0582L

**Service Repair Kits**

CSA	2.50- 4.00 CSA	
<b>Cavities: I</b>		
418-105	SRK ITEM Y	I
418-109	SRK ITEM PIDG YELLOW	I
418-114	SRK ITEM	I
418-116A	SRK ITEM	I
418-117	SRK ITEM	I
YMI901400	SRK ITEM	I
VUB901880		

Connector: **C0099L**

Description: **Switch-Ignition**

Location: **Behind steering column cowl**

Qualifier:




Part No.: **YPCI15690**

**Colour: GREEN**

**Cavities: IWY**

**Harness: MAIN LH + RH HARNESS**



**Wire Chart**

CAV	TERMINAL	CSA	COL	CCT	DESTN
I	ADU9568	4.0D	WO	I39L	C0582L

**Service Repair Kits**

CSA	2.50- 4.00 CSA	
<b>Cavities: I</b>		
418-105	SRK ITEM Y	I
418-109	SRK ITEM PIDG YELLOW	I
418-114	SRK ITEM	I
418-116A	SRK ITEM	I
418-117	SRK ITEM	I
YMI901400	SRK ITEM	I
VUB901880		


[Click here to print](#)

Connector: **C0099R**

Description: **Switch-Ignition**

Location: **Behind steering column cowl**

Qualifier:



Part No.: **YPCI15690**

Colour: **GREEN**

Cavities: **IWY**

Harness: **MAIN LH + RH HARNESS**

**Wire Chart**

CAV	TERMINAL	CSA	COL	CCT	DESTN
I	ADU9568	4.0D	WO	200R	C0582R

**Service Repair Kits**

CSA	2.50- 4.00 CSA	
<b>Cavities: I</b>		
418-105	SRK ITEM Y	I
418-109	SRK ITEM PIDG YELLOW	I
418-114	SRK ITEM	I
418-116A	SRK ITEM	I
418-117	SRK ITEM	I
YMI901400	SRK ITEM	I
VUB901880		

Connector: **C0099R**

Description: **Switch-Ignition**

Location: **Behind steering column cowl**

Qualifier:




Part No.: **YPCI15690**

**Colour: GREEN**

**Cavities: IWY**

**Harness: MAIN LH + RH HARNESS**



**Wire Chart**

CAV	TERMINAL	CSA	COL	CCT	DESTN
I	ADU9568	4.0D	WO	200R	C0582R

**Service Repair Kits**

CSA	2.50- 4.00 CSA	
<b>Cavities: I</b>		
418-105	SRK ITEM Y	I
418-109	SRK ITEM PIDG YELLOW	I
418-114	SRK ITEM	I
418-116A	SRK ITEM	I
418-117	SRK ITEM	I
YMI901400	SRK ITEM	I
VUB901880		

[Click here to print](#)

Connector: **C0100**



NATURAL

Part No.: **AFU3584**

Colour: **NATURAL**

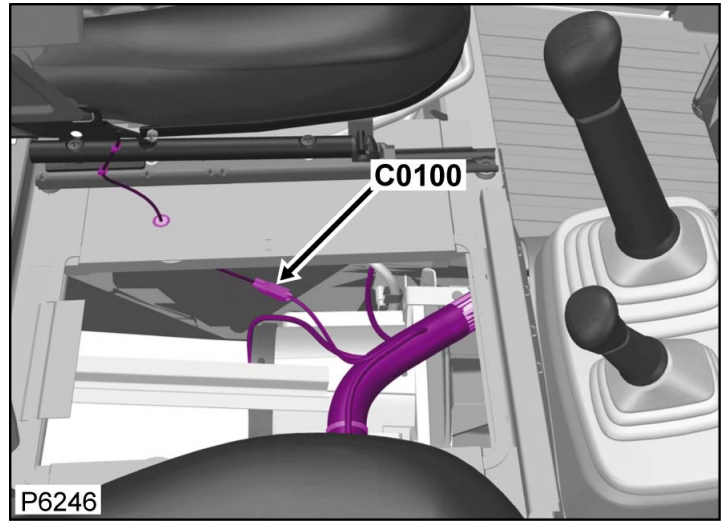
Cavities: **2WY**

Harness: **MAIN LH + RH HARNESS**

Description: **Switch-Buckle-Driver**

Location: **Beneath center of vehicle**

Qualifier:



**Wire Chart**

CAV	TERMINAL	CSA	COL	CCT	DESTN
1	DBP8550	0.5D	WP	I39L	C1040L
2	DBP8550	0.5D	B	I39L	C0289

**Service Repair Kits**

CSA	0.30- 1.25 CSA	
<b>Cavities: 1,2</b>		
YMI500070	SRK ITEM HW090/HM090 SEALED FAMILY 1.0CSA	I
418-112	SRK ITEM	I
418-107	SRK ITEM PIDG RED	I
418-117	SRK ITEM	I
418-116A	SRK ITEM	I
VUB500580		

Connector: **C0100**



NATURAL

Part No.: **AFU3584**

Colour: **NATURAL**

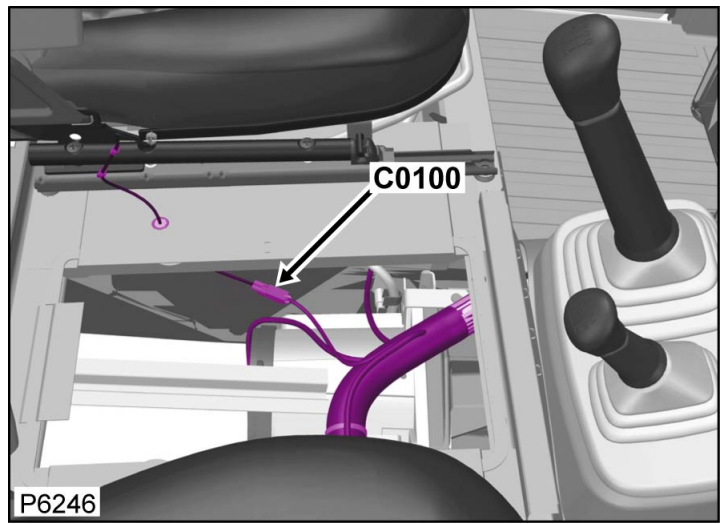
Description: **Switch-Buckle-Driver**

Location: **Beneath center of vehicle**

Qualifier:

**Cavities: 2WY**

**Harness: MAIN LH + RH HARNESS**



**Wire Chart**

CAV	TERMINAL	CSA	COL	CCT	DESTN
1	DBP8550	0.5D	WP	I39L	C1040L
2	DBP8550	0.5D	B	I39L	C0289

**Service Repair Kits**

CSA	0.30- 1.25 CSA	
<b>Cavities: 1,2</b>		
YMI500070	SRK ITEM HW090/HM090 SEALED FAMILY 1.0CSA	1
418-112	SRK ITEM	1
418-107	SRK ITEM PIDG RED	1
418-117	SRK ITEM	1
418-116A	SRK ITEM	1
VUB500580		

[Click here to print](#)

Connector: **C0104**

Description: **Switch-Door-Rear-LH**

Location: **In LH 'B' post**

Qualifier:




Part No.: **AAU1010**

Colour: **BLACK**

Cavities: **IWY**

Harness: **C/POST ASSY REAR SIDE DOORS HARNESS**



Wire Chart

CAV	TERMINAL	CSA	COL	CCT	DESTN
I	AFU3262	0.75D	PU	499	S/JOINT SJI

Service Repair Kits

CSA	0.30- 0.81 CSA	
<b>Cavities: I</b>		
418-549-44	SRK ITEM 250 POSI-LOCK FAMILY 1.0CSA	I
418-112	SRK ITEM	I
418-104	SRK ITEM R/B	I
418-107	SRK ITEM PIDG RED	I
418-117	SRK ITEM	I
418-116A	SRK ITEM	I
VUB001560		

Connector: **C0104**

Description: **Switch-Door-Rear-LH**

Location: **In LH 'B' post**

Qualifier:




BLACK

Part No.: **AAUI010**

Colour: **BLACK**

Cavities: **IWY**

Harness: **C/POST ASSY REAR SIDE DOORS HARNESS**



**Wire Chart**

CAV	TERMINAL	CSA	COL	CCT	DESTN
I	AFU3262	0.75D	PU	499	S/JOINT SJI

**Service Repair Kits**

CSA	0.30- 0.81 CSA	
<b>Cavities: I</b>		
418-549-44	SRK ITEM 250 POSI-LOCK FAMILY 1.0CSA	I
418-112	SRK ITEM	I
418-104	SRK ITEM R/B	I
418-107	SRK ITEM PIDG RED	I
418-117	SRK ITEM	I
418-116A	SRK ITEM	I
VUB001560		


[Click here to print](#)

Connector: **C0108**

Description: **Switch-Door-Rear-RH**

Location: **In RH 'B' post**

Qualifier:



Part No.: **AAU1010**

Colour: **BLACK**

Cavities: **IWY**

Harness: **C/POST ASSY REAR SIDE DOORS HARNESS**

**Wire Chart**

CAV	TERMINAL	CSA	COL	CCT	DESTN
I	AFU3262	0.75D	PU	499	S/JOINT SJI

**Service Repair Kits**

CSA	0.30- 0.81 CSA	
<b>Cavities: I</b>		
418-549-44	SRK ITEM 250 POSI-LOCK FAMILY 1.0CSA	I
418-112	SRK ITEM	I
418-104	SRK ITEM R/B	I
418-107	SRK ITEM PIDG RED	I
418-117	SRK ITEM	I
418-116A	SRK ITEM	I
VUB001560		

Connector: **C0108**

Description: **Switch-Door-Rear-RH**

Location: **In RH 'B' post**

Qualifier:




**Part No.: AAUI010**

**Colour: BLACK**

**Cavities: IWY**

**Harness: C/POST ASSY REAR SIDE  
DOORS HARNESS**



**Wire Chart**

CAV	TERMINAL	CSA	COL	CCT	DESTN
I	AFU3262	0.75D	PU	499	S/JOINT SJI

**Service Repair Kits**

CSA	0.30- 0.81 CSA	
<b>Cavities: I</b>		
418-549-44	SRK ITEM 250 POSI-LOCK FAMILY 1.0CSA	I
418-112	SRK ITEM	I
418-104	SRK ITEM R/B	I
418-107	SRK ITEM PIDG RED	I
418-117	SRK ITEM	I
418-116A	SRK ITEM	I
VUB001560		

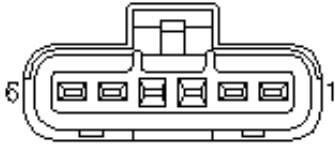
[Click here to print](#)

Connector: **C0114**

Description: **Unit-Fuel Tank**

Location: **Above fuel tank**

Qualifier:




BLACK

Part No.: **YPC803510**

Colour: **BLACK**

Cavities: **6WY**

Harness: **CHASSIS HARNESS**



**Wire Chart**

CAV	TERMINAL	CSA	COL	CCT	DESTN
1	YPE100740	0.75D	GO	770	C0390
2	YPE100740	0.75D	YP	770	C0390
3	YPL901440	2.5D	B	770	C1964
4	YPL901440	2.5D	NS	770	C0390

**Service Repair Kits**

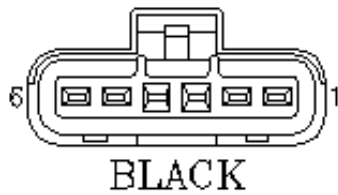
CSA	0.35- 0.75 CSA	
<b>Cavities: 1,2</b>		
418-411-58	SRK ITEM 0.75CSA	I
418-112	SRK ITEM	I
418-104	SRK ITEM R/B	I
418-107	SRK ITEM PIDG RED	I
418-117	SRK ITEM	I
418-116A	SRK ITEM	I
VJB900990		

CSA	0.35- 0.75 CSA	
<b>Cavities: 1,2</b>		
418-104	SRK ITEM R/B	I
418-107	SRK ITEM PIDG RED	I
418-112	SRK ITEM	I
418-116A	SRK ITEM	I

418-117	SRK ITEM	I
YMI901470	SRK ITEM	I
VUB901950		

<b>CSA</b>	<b>1.00- 2.50 CSA</b>	
<b>Cavities: 3,4</b>		
418-104	SRK ITEM R/B	I
418-108	SRK ITEM PIDG BLUE	I
418-113	SRK ITEM	I
418-116A	SRK ITEM	I
418-117	SRK ITEM	I
YMI902190	SRK ITEM	I
VUB902670		

**Connector: C0114**



**Part No.: YPC803510**

**Colour: BLACK**


**Cavities: 6WY**

**Harness: CHASSIS HARNESS**

**Description: Unit-Fuel Tank**

**Location: Above fuel tank**

**Qualifier:**



**Wire Chart**

CAV	TERMINAL	CSA	COL	CCT	DESTN
1	YPE100740	0.75D	GO	770	C0390
2	YPE100740	0.75D	YP	770	C0390
3	YPL901440	2.5D	B	770	CI964

**Service Repair Kits**

<b>CSA</b>	<b>0.35- 0.75 CSA</b>	
<b>Cavities: 1,2</b>		
418-411-58	SRK ITEM 0.75CSA	I

4	YPL901440	2.5D	NS	770	C0390
---	-----------	------	----	-----	-------

418-112	SRK ITEM	I
418-104	SRK ITEM R/B	I
418-107	SRK ITEM PIDG RED	I
418-117	SRK ITEM	I
418-116A	SRK ITEM	I
VUB900990		

<b>CSA</b>	<b>0.35- 0.75 CSA</b>	
<b>Cavities: 1,2</b>		
418-104	SRK ITEM R/B	I
418-107	SRK ITEM PIDG RED	I
418-112	SRK ITEM	I
418-116A	SRK ITEM	I
418-117	SRK ITEM	I
YMI901470	SRK ITEM	I
VUB901950		

<b>CSA</b>	<b>1.00- 2.50 CSA</b>	
<b>Cavities: 3,4</b>		
418-104	SRK ITEM R/B	I
418-108	SRK ITEM PIDG BLUE	I
418-113	SRK ITEM	I
418-116A	SRK ITEM	I
418-117	SRK ITEM	I
YMI902190	SRK ITEM	I
VUB902670		



[Click here to print](#)

Connector: **C0115**

Description: **Unit-Fuel Tank**

Location: **Above fuel tank**

Qualifier:




BLACK

Part No.: **YPC803510**

Colour: **BLACK**

Cavities: **6WY**

Harness: **CHASSIS HARNESS**



**Wire Chart**

CAV	TERMINAL	CSA	COL	CCT	DESTN
1	YPE100740	0.75D	GO	772	C1763
1	YPE100740	0.75D	GO	771	C1759
1	YPE100740	0.75D	GO	985	C1759
2	YPE100740	0.75D	YP	772	C1763
2	YPE100740	0.75D	YP	771	C1759
2	YPE100740	0.75D	YP	985	C1759
3	YPL901440	2.5D	B	771	C1967
3	YPL901440	2.5D	B	772	C1968
3	YPL901440	2.5D	B	985	C1967
4	YPL901440	2.5D	NS	771	C1759
4	YPL901440	2.5D	NS	772	C1763
4	YPL901440	2.5D	NS	985	C1759

**Service Repair Kits**

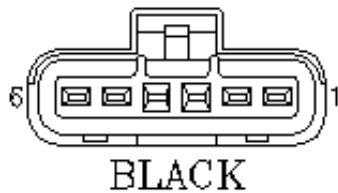
CSA	0.35- 0.75 CSA	
<b>Cavities: 1,2</b>		
418-411-58	SRK ITEM 0.75CSA	I
418-112	SRK ITEM	I
418-104	SRK ITEM R/B	I
418-107	SRK ITEM PIDG RED	I
418-117	SRK ITEM	I
418-116A	SRK ITEM	I
VUB900990		

CSA	0.35- 0.75 CSA	
<b>Cavities: 1,2</b>		
418-104	SRK ITEM R/B	I
418-107	SRK ITEM PIDG RED	I
418-112	SRK ITEM	I
418-116A	SRK ITEM	I

418-117	SRK ITEM	I
YMI901470	SRK ITEM	I
VUB901950		

<b>CSA</b>	<b>1.00- 2.50 CSA</b>	
<b>Cavities: 3,4</b>		
418-104	SRK ITEM R/B	I
418-108	SRK ITEM PIDG BLUE	I
418-113	SRK ITEM	I
418-116A	SRK ITEM	I
418-117	SRK ITEM	I
YMI902190	SRK ITEM	I
VUB902670		

**Connector: C0115**



**Part No.: YPC803510**

**Colour: BLACK**


**Cavities: 6WY**

**Harness: CHASSIS HARNESS**

**Description: Unit-Fuel Tank**

**Location: Above fuel tank**

**Qualifier:**



**Wire Chart**

CAV	TERMINAL	CSA	COL	CCT	DESTN
I	YPE100740	0.75D	GO	772	CI763
I	YPE100740	0.75D	GO	771	CI759
I	YPE100740	0.75D	GO	985	CI759

**Service Repair Kits**

<b>CSA</b>	<b>0.35- 0.75 CSA</b>	
<b>Cavities: 1,2</b>		
418-411-58	SRK ITEM 0.75CSA	I

2	YPE100740	0.75D	YP	772	CI763
2	YPE100740	0.75D	YP	771	CI759
2	YPE100740	0.75D	YP	985	CI759
3	YPL901440	2.5D	B	771	CI967
3	YPL901440	2.5D	B	772	CI968
3	YPL901440	2.5D	B	985	CI967
4	YPL901440	2.5D	NS	771	CI759
4	YPL901440	2.5D	NS	772	CI763
4	YPL901440	2.5D	NS	985	CI759

418-112	SRK ITEM	I
418-104	SRK ITEM R/B	I
418-107	SRK ITEM PIDG RED	I
418-117	SRK ITEM	I
418-116A	SRK ITEM	I
VUB900990		

<b>CSA</b>	<b>0.35- 0.75 CSA</b>	
<b>Cavities: 1,2</b>		
418-104	SRK ITEM R/B	I
418-107	SRK ITEM PIDG RED	I
418-112	SRK ITEM	I
418-116A	SRK ITEM	I
418-117	SRK ITEM	I
YMI901470	SRK ITEM	I
VUB901950		

<b>CSA</b>	<b>1.00- 2.50 CSA</b>	
<b>Cavities: 3,4</b>		
418-104	SRK ITEM R/B	I
418-108	SRK ITEM PIDG BLUE	I
418-113	SRK ITEM	I
418-116A	SRK ITEM	I
418-117	SRK ITEM	I
YMI902190	SRK ITEM	I
VUB902670		



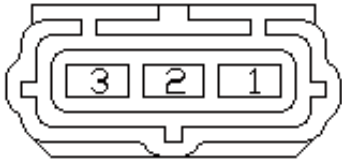
[Click here to print](#)

Connector: **C0121**

Description: **Tail lamp unit-LH**

Location: **LH rear of vehicle**

Qualifier:




BLACK

Part No.: **YPCI0068**

Colour: **BLACK**

Cavities: **3WY**

Harness: **CHASSIS HARNESS**



P5520

**Wire Chart**

CAV	TERMINAL	CSA	COL	CCT	DESTN
1	AFU3802	1.5D	B	770	S/JOINT SJ27
1	AFU3802	1.5D	B	771	S/JOINT SJ28
2	AFU3802	1.5D	GP	771	S/JOINT SJ20
2	AFU3802	1.5D	GP	770	S/JOINT SJ14
3	AFU3802	1.5D	RB	771	S/JOINT SJ19
3	AFU3802	1.5D	RB	770	S/JOINT SJ13

**Service Repair Kits**

CSA	0.70- 2.00 CSA	
<b>Cavities: 1,2,3</b>		
418-549-49	SRK ITEM ECONOSEAL FAMILY 2.0CSA	1
418-113	SRK ITEM	1
418-104	SRK ITEM R/B	1
418-108	SRK ITEM PIDG BLUE	1
418-117	SRK ITEM	1
418-116A	SRK ITEM	1

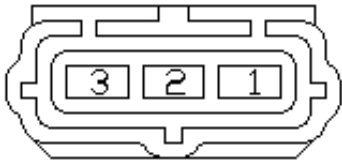
VUB001680

Connector: **C0121**

Description: **Tail lamp unit-LH**

Location: **LH rear of vehicle**

Qualifier:




BLACK

Part No.: **YPCI0068**

Colour: **BLACK**

Cavities: **3WY**

Harness: **CHASSIS HARNESS**



**Wire Chart**

CAV	TERMINAL	CSA	COL	CCT	DESTN
1	AFU3802	1.5D	B	770	S/JOINT SJ27
1	AFU3802	1.5D	B	771	S/JOINT SJ28
2	AFU3802	1.5D	GP	771	S/JOINT SJ20
2	AFU3802	1.5D	GP	770	S/JOINT SJ14
3	AFU3802	1.5D	RB	771	S/JOINT SJ19
3	AFU3802	1.5D	RB	770	S/JOINT SJ13

**Service Repair Kits**

CSA	0.70- 2.00 CSA	
<b>Cavities: 1,2,3</b>		
418-549-49	SRK ITEM ECONOSEAL FAMILY 2.0CSA	1
418-113	SRK ITEM	1
418-104	SRK ITEM R/B	1
418-108	SRK ITEM PIDG BLUE	1
418-117	SRK ITEM	1
418-116A	SRK ITEM	1
VUB001680		

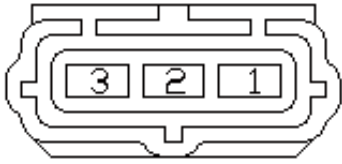
[Click here to print](#)

Connector: **C0123**

Description: **Switch-Override-Inertia switch**

Location: **Rear RH side of engine compartment**

Qualifier:



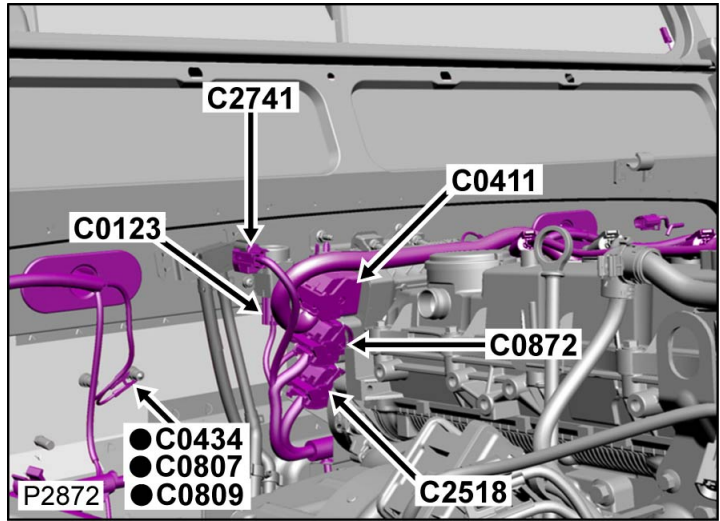
BLACK

Part No.: **YPCI0068**

Colour: **BLACK**

Cavities: **3WY**

Harness: **MAIN LH + RH HARNESS**



**Wire Chart**

CAV	TERMINAL	CSA	COL	CCT	DESTN
1	YPL10062	0.5D	RB	254	S/JOINT SJ71
3	YPL10062	0.5D	RG	254	S/JOINT SJ70

**Service Repair Kits**

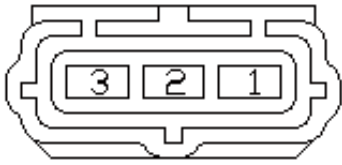
CSA	0.20- 0.50 CSA	
<b>Cavities: 1,3</b>		
418-549-50	SRK ITEM ECONOSEAL FAMILY 0.5CSA	1
418-112	SRK ITEM	1
418-104	SRK ITEM R/B	1
418-107	SRK ITEM PIDG RED	1
418-117	SRK ITEM	1
418-116A	SRK ITEM	1
VUB001690		

Connector: **C0123**

Description: **Switch-Override-Inertia switch**

Location: **Rear RH side of engine compartment**

Qualifier:



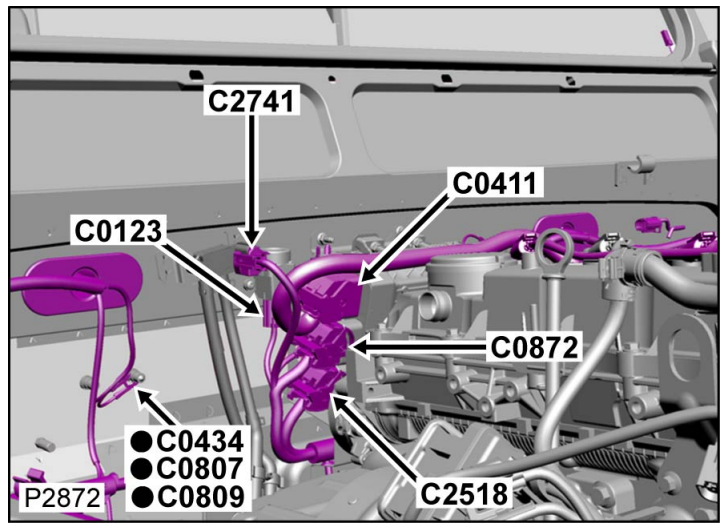
**BLACK**

**Part No.: YPL10068**

**Colour: BLACK**

**Cavities: 3WY**

**Harness: MAIN LH + RH HARNESS**



**Wire Chart**

CAV	TERMINAL	CSA	COL	CCT	DESTN
1	YPL10062	0.5D	RB	254	S/JOINT SJ71
3	YPL10062	0.5D	RG	254	S/JOINT SJ70

**Service Repair Kits**

CSA	0.20- 0.50 CSA	
<b>Cavities: 1,3</b>		
418-549-50	SRK ITEM ECONOSEAL FAMILY 0.5CSA	1
418-112	SRK ITEM	1
418-104	SRK ITEM R/B	1
418-107	SRK ITEM PIDG RED	1
418-117	SRK ITEM	1
418-116A	SRK ITEM	1
VUB001690		

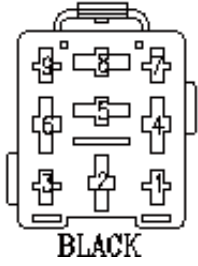
[Click here to print](#)

Connector: **C0124**

Description: **Relay-Rear-wiper**

Location: **Center of taildoor, behind trim panel**

Qualifier:




Part No.: **YPP10001**

Colour: **BLACK**

Cavities: **9WY**

Harness: **TAILDOOR HARNESS**



**Wire Chart**

CAV	TERMINAL	CSA	COL	CCT	DESTN
2	AFU3228	1.0D	RLG	193	C0388
4	AFU3228	1.0D	BG	193	C1102
5	AFU3228	1.0D	NLG	193	C1105
6	AFU3228	1.0D	WG	193	S/JOINT SJ2
8	AFU3228	1.0D	WG	193	S/JOINT SJ2

**Service Repair Kits**

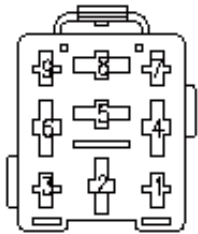
CSA	0.50- 1.00 CSA	
<b>Cavities: 2,4-6,8</b>		
418-548-42	SRK ITEM 250 LUCAR FAMILY 1.0CSA	1
418-112	SRK ITEM	1
418-104	SRK ITEM R/B	1
418-107	SRK ITEM PIDG RED	1
418-117	SRK ITEM	1
418-116A	SRK ITEM	1
VUB001530		

Connector: **C0124**

Description: **Relay-Rear-wiper**

Location: **Center of taildoor, behind trim panel**

Qualifier:




BLACK

Part No.: **YPI10001**

Colour: **BLACK**

Cavities: **9WY**

Harness: **TAILDOOR HARNESS**



**Wire Chart**

CAV	TERMINAL	CSA	COL	CCT	DESTN
2	AFU3228	1.0D	RLG	193	C0388
4	AFU3228	1.0D	BG	193	C1102
5	AFU3228	1.0D	NLG	193	C1105
6	AFU3228	1.0D	WG	193	S/JOINT SJ2
8	AFU3228	1.0D	WG	193	S/JOINT SJ2

**Service Repair Kits**

CSA	0.50- 1.00 CSA	
<b>Cavities: 2,4-6,8</b>		
418-548-42	SRK ITEM 250 LUCAR FAMILY 1.0CSA	1
418-112	SRK ITEM	1
418-104	SRK ITEM R/B	1
418-107	SRK ITEM PIDG RED	1
418-117	SRK ITEM	1
418-116A	SRK ITEM	1
VUB001530		

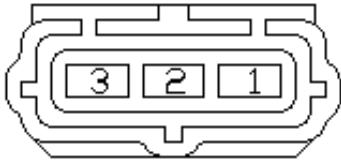
[Click here to print](#)

Connector: **C0125**

Description: **Tail lamp unit-RH**

Location: **RH rear of vehicle**

Qualifier:




**BLACK**

Part No.: **YPCI0068**

Colour: **BLACK**

Cavities: **3WY**

Harness: **CHASSIS HARNESS**



**Wire Chart**

CAV	TERMINAL	CSA	COL	CCT	DESTN
1	AFU3802	1.5D	B	770	S/JOINT SJ2
1	AFU3802	1.5D	B	771	S/JOINT SJ3
2	AFU3802	1.5D	GP	770	S/JOINT SJ14
2	AFU3802	1.5D	GP	771	S/JOINT SJ20
3	AFU3802	1.5D	RO	771	S/JOINT SJ15
3	AFU3802	1.5D	RO	770	S/JOINT SJ9

**Service Repair Kits**

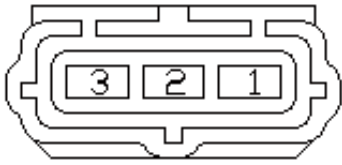
CSA	0.70- 2.00 CSA	
<b>Cavities: 1,2,3</b>		
418-549-49	SRK ITEM ECONOSEAL FAMILY 2.0CSA	1
418-113	SRK ITEM	1
418-104	SRK ITEM R/B	1
418-108	SRK ITEM PIDG BLUE	1
418-117	SRK ITEM	1
418-116A	SRK ITEM	1
VUB001680		

Connector: **C0125**

Description: **Tail lamp unit-RH**

Location: **RH rear of vehicle**

Qualifier:




**BLACK**

**Part No.: YPCI0068**

**Colour: BLACK**

**Cavities: 3WY**

**Harness: CHASSIS HARNESS**



**Wire Chart**

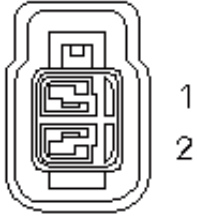
CAV	TERMINAL	CSA	COL	CCT	DESTN
1	AFU3802	1.5D	B	770	S/JOINT SJ2
1	AFU3802	1.5D	B	771	S/JOINT SJ3
2	AFU3802	1.5D	GP	770	S/JOINT SJ14
2	AFU3802	1.5D	GP	771	S/JOINT SJ20
3	AFU3802	1.5D	RO	771	S/JOINT SJ15
3	AFU3802	1.5D	RO	770	S/JOINT SJ9

**Service Repair Kits**

CSA	0.70- 2.00 CSA	
<b>Cavities: 1,2,3</b>		
418-549-49	SRK ITEM ECONOSEAL FAMILY 2.0CSA	1
418-113	SRK ITEM	1
418-104	SRK ITEM R/B	1
418-108	SRK ITEM PIDG BLUE	1
418-117	SRK ITEM	1
418-116A	SRK ITEM	1
VUB001680		

[Click here to print](#)

Connector: **C0127**



BLACK

Part No.: **YPC500750**

Colour: **BLACK**

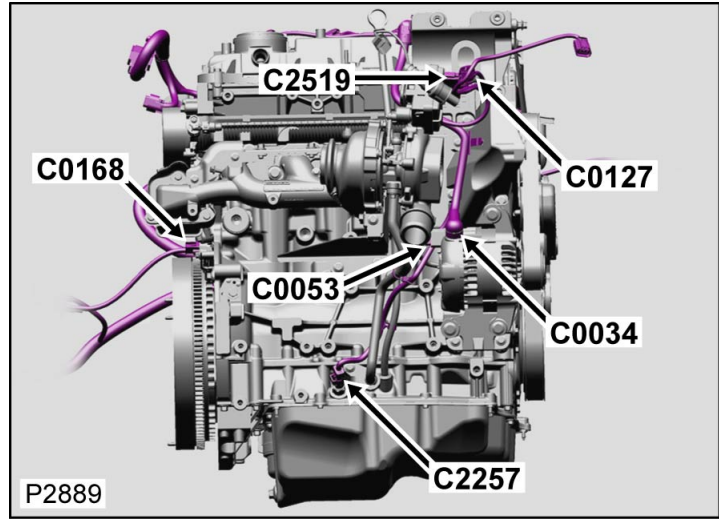
Cavities: **2WY**

Harness: **ENGINE DIESEL HARNESS**

Description: **Clutch-Compressor-Air-conditioning (A/C)**

Location: **RH side of engine**

Qualifier:



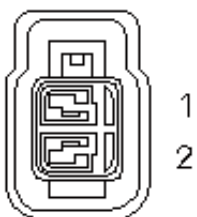
**Wire Chart**

CAV	TERMINAL	CSA	COL	CCT	DESTN
1	YPL500410	1.0	PW	AC	C0162
2	YPL500410	1.0	BG	LR	C0162

**Service Repair Kits**

CSA	0.75- 1.00 CSA	
<b>Cavities: 1,2</b>		
418-411-09	SRK ITEM 1.0CSA	1
418-112	SRK ITEM	1
418-104	SRK ITEM R/B	1
418-107	SRK ITEM PIDG RED	1
418-117	SRK ITEM	1
418-116A	SRK ITEM	1
VUB900500		

Connector: **C0127**



BLACK

Part No.: **YPC500750**

Description: **Clutch-Compressor-Air-conditioning (A/C)**

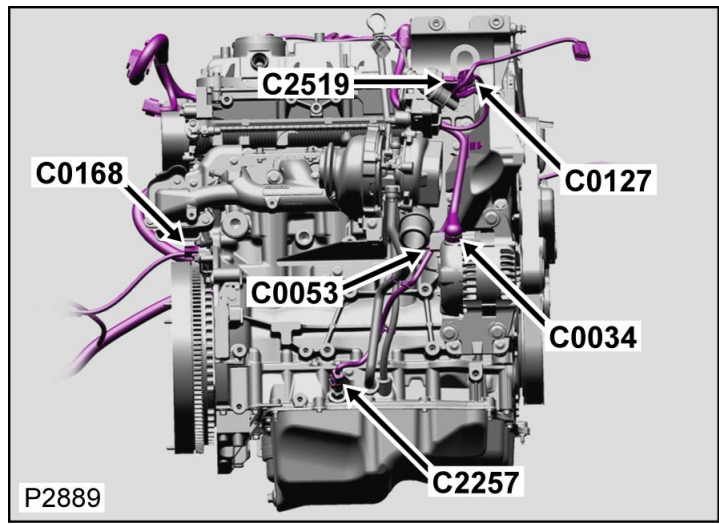
Location: **RH side of engine**

Qualifier:

**Colour: BLACK**

**Cavities: 2WY**

**Harness: ENGINE DIESEL HARNESS**



**Wire Chart**

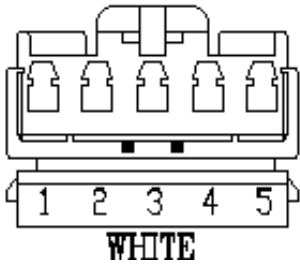
CAV	TERMINAL	CSA	COL	CCT	DESTN
1	YPL500410	1.0	PW	AC	C0162
2	YPL500410	1.0	BG	LR	C0162

**Service Repair Kits**

CSA	0.75- 1.00 CSA	
<b>Cavities: 1,2</b>		
418-411-09	SRK ITEM 1.0CSA	1
418-112	SRK ITEM	1
418-104	SRK ITEM R/B	1
418-107	SRK ITEM PIDG RED	1
418-117	SRK ITEM	1
418-116A	SRK ITEM	1
VUB900500		

[Click here to print](#)

Connector: **C0131**



Part No.: **YPCI0524**

Colour: **WHITE**

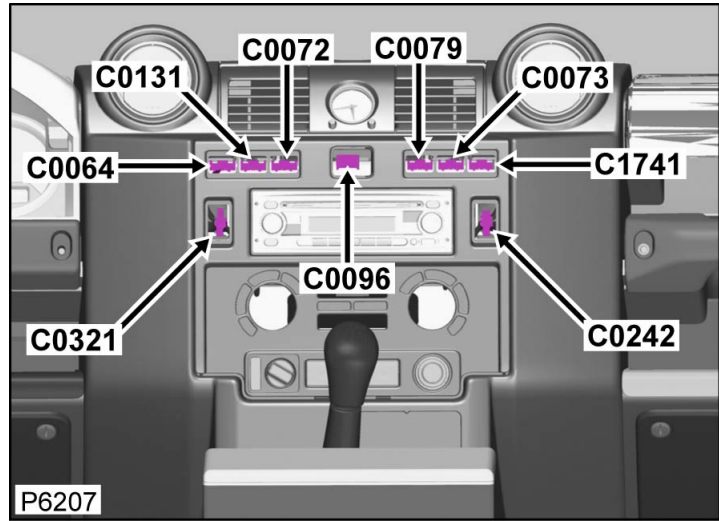
Cavities: **5WY**

Harness: **MAIN LH + RH HARNESS**

Description: **Switch-Heated-front screen**

Location: **Instrument panel-Center**

Qualifier:



**Wire Chart**

CAV	TERMINAL	CSA	COL	CCT	DESTN
1	AFU3752	0.5D	KO	109R	C1624R
1	AFU3752	0.5D	KO	109L	C1624L
2	AFU3752	0.5D	RO	766	S/JOINT SJ76
4	AFU3752	0.5D	B	766	S/JOINT SJ20
5	AFU3752	0.5D	PS	766	S/JOINT SJ42

**Service Repair Kits**

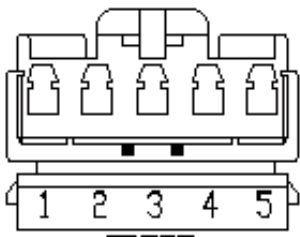
CSA	0.30- 0.51 CSA	
<b>Cavities: 1,2,4,5</b>		
418-549-62	SRK ITEM MULTILOCK 070 FAMILY 1.5CSA	1
418-112	SRK ITEM	1
418-104	SRK ITEM R/B	1
418-107	SRK ITEM PIDG RED	1
418-116A	SRK ITEM	1
VUB002010		

Connector: **C0131**

Description: **Switch-Heated-front screen**

Location: **Instrument panel-Center**

Qualifier:



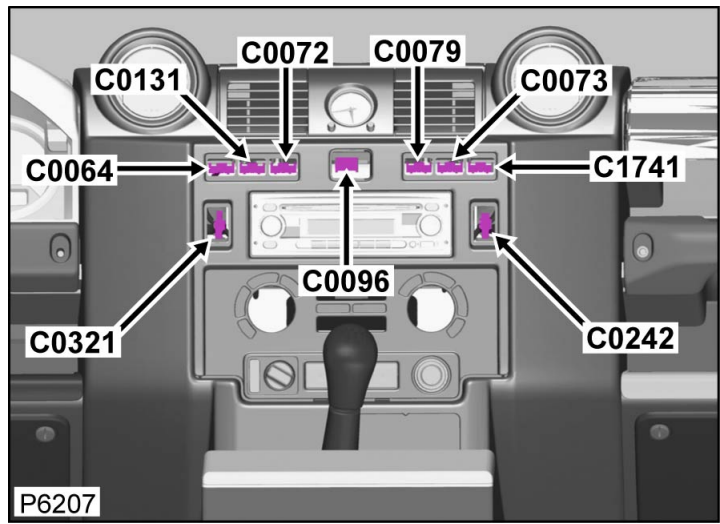
WHITE

Part No.: **YPCI0524**

Colour: **WHITE**

Cavities: **5WY**

Harness: **MAIN LH + RH HARNESS**



**Wire Chart**

CAV	TERMINAL	CSA	COL	CCT	DESTN
1	AFU3752	0.5D	KO	I09R	C1624R
1	AFU3752	0.5D	KO	I09L	C1624L
2	AFU3752	0.5D	RO	766	S/JOINT SJ76
4	AFU3752	0.5D	B	766	S/JOINT SJ20
5	AFU3752	0.5D	PS	766	S/JOINT SJ42

**Service Repair Kits**

CSA	0.30- 0.51 CSA	
<b>Cavities: 1,2,4,5</b>		
418-549-62	SRK ITEM MULTILOCK 070 FAMILY 1.5CSA	1
418-112	SRK ITEM	1
418-104	SRK ITEM R/B	1
418-107	SRK ITEM PIDG RED	1
418-116A	SRK ITEM	1
VUB002010		

[Click here to print](#)

Connector: **C0138**



NATURAL

Part No.: **AFU3584**

Colour: **NATURAL**


Cavities: **2WY**

Harness: **CHASSIS HARNESS**

Description: **License plate lamp**

Location: **Base of 'D' post LH side**

Qualifier:



#### Wire Chart

CAV	TERMINAL	CSA	COL	CCT	DESTN
1	YPJ10008	1.5D	RB	771	S/JOINT SJ19
1	YPJ10008	1.5D	RB	770	S/JOINT SJ13
2	YPJ10008	1.5D	B	770	S/JOINT SJ27
2	YPJ10008	1.5D	B	771	S/JOINT SJ28

#### Service Repair Kits

Refer to Harness Repair information

Se référer aux informations de réparation de faisceau

Siehe Informationen über Kabelbaumreparaturen

Vedere le informazioni che trattano le operazioni di riparazione del cablaggio

Remítase a la información sobre reparación de mazos de cables

Raadpleeg de informatie over kabelboomreparaties

Connector: **C0138**



NATURAL

Part No.: **AFU3584**

Colour: **NATURAL**


Cavities: **2WY**

Harness: **CHASSIS HARNESS**

Description: **License plate lamp**

Location: **Base of 'D' post LH side**

Qualifier:



#### Wire Chart

CAV	TERMINAL	CSA	COL	CCT	DESTN
1	YPJ10008	1.5D	RB	771	S/JOINT SJ19
					S/JOINT

#### Service Repair Kits

Refer to Harness Repair information

Se référer aux informations de réparation de faisceau

Siehe Informationen über Kabelbaumreparaturen

1	YPJ10008	I.5D	RB	770	S/J SJ13
2	YPJ10008	I.5D	B	770	S/JJOINT SJ27
2	YPJ10008	I.5D	B	771	S/JJOINT SJ28

Other information about cableboomreparaties

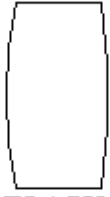
Vedere le informazioni che trattano le operazioni  
di riparazione del cablaggio

Remítase a la información sobre reparación de  
mazos de cables

Raadpleeg de informatie over kabelboomreparaties

[Click here to print](#)

Connector: **C0139**



BLACK

Part No.: **YPQ10010**

Colour: **BLACK**


Cavities: **2WY**

Harness: **CHASSIS HARNESS**

Description: **License plate lamp**

Location: **Base of 'D' post LH side**

Qualifier:



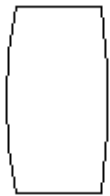
#### Wire Chart

CAV	TERMINAL	CSA	COL	CCT	DESTN
1	YPS10003	1.0D	B	772	S/JOINT SJI
1	YPS10003	1.0D	B	985	S/JOINT SJI
2	YPS10005	1.5D	B	772	C2121
2	YPS10005	1.5D	B	985	C2121

#### Service Repair Kits

Refer to Harness Repair information  
Se référer aux informations de réparation de faisceau  
Siehe Informationen über Kabelbaumreparaturen  
Vedere le informazioni che trattano le operazioni  
di riparazione del cablaggio  
Remítase a la información sobre reparación de  
mazos de cables  
Raadpleeg de informatie over kabelboomreparaties

Connector: **C0139**



BLACK

Part No.: **YPQ10010**

Colour: **BLACK**


Cavities: **2WY**

Harness: **CHASSIS HARNESS**

Description: **License plate lamp**

Location: **Base of 'D' post LH side**

Qualifier:



#### Wire Chart

CAV	TERMINAL	CSA	COL	CCT	DESTN
1	YPS10003	1.0D	B	772	S/JOINT SJI
					S/JOINT

#### Service Repair Kits

Refer to Harness Repair information  
Se référer aux informations de réparation de faisceau  
Siehe Informationen über Kabelbaumreparaturen

1	YPSI0003	I.0D	B	985	SJI
2	YPSI0005	I.5D	B	772	C2I2I
2	YPSI0005	I.5D	B	985	C2I2I

Сімей інфармацыя аб рамонце кабелі

Vedere le informazioni che trattano le operazioni  
di riparazione del cablaggio

Remítase a la información sobre reparación de  
mazos de cables

Raadpleeg de informatie over kabelboomreparaties

[Click here to print](#)

Connector: **C0140**



BLACK

Part No.: **YPQ10008**

Colour: **BLACK**


Cavities: **IWY**

Harness: **CHASSIS HARNESS**

Description: **License plate lamp**

Location: **Base of 'D' post LH side**

Qualifier:



#### Wire Chart

CAV	TERMINAL	CSA	COL	CCT	DESTN
I	YPS10005	1.5D	RB	772	S/JOINT SJ23
I	YPS10005	1.5D	RB	985	CI305

#### Service Repair Kits

Refer to Harness Repair information  
Se référer aux informations de réparation de faisceau  
Siehe Informationen über Kabelbaumreparaturen  
Vedere le informazioni che trattano le operazioni  
di riparazione del cablaggio  
Remítase a la información sobre reparación de  
mazos de cables  
Raadpleeg de informatie over kabelboomreparaties

Connector: **C0140**



BLACK

Part No.: **YPQ10008**

Colour: **BLACK**


Cavities: **IWY**

Harness: **CHASSIS HARNESS**

Description: **License plate lamp**

Location: **Base of 'D' post LH side**

Qualifier:



#### Wire Chart

CAV	TERMINAL	CSA	COL	CCT	DESTN
I	YPS10005	1.5D	RB	772	S/JOINT SJ23
I	YPS10005	1.5D	RR	985	CI305

#### Service Repair Kits

Refer to Harness Repair information  
Se référer aux informations de réparation de faisceau  
Siehe Informationen über Kabelbaumreparaturen

--	--	--	--	--	--

Uitnodiging tot informatie over kabelboomreparaties

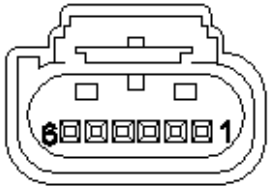
Vedere le informazioni che trattano le operazioni  
di riparazione del cablaggio

Remítase a la información sobre reparación de  
mazos de cables

Raadpleeg de informatie over kabelboomreparaties

[Click here to print](#)

Connector: **C0149**



**BLACK**

Part No.: **YPH900370**

Colour: **BLACK**

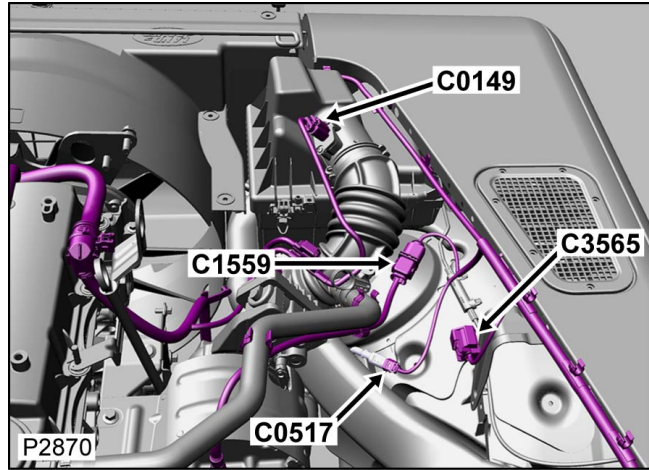
Cavities: **6WY**

Harness: **ENGINE DIESEL HARNESS**

Description: **Sensor-Mass air-flow (MAF)**

Location: **RH side of engine compartment**

Qualifier:



**Wire Chart**

CAV	TERMINAL	CSA	COL	CCT	DESTN
2	YPL802570	0.5	PS	254	C0162
3	YPL802570	0.5	SP	254	C0162
4	YPL802570	0.5	U	254	C0162
5	YPL802570	0.5	YP	254	C0162

**Service Repair Kits**

Refer to Harness Repair information

Se référer aux informations de réparation de faisceau

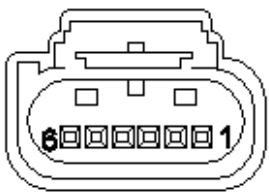
Siehe Informationen über Kabelbaumreparaturen

Vedere le informazioni che trattano le operazioni di riparazione del cablaggio

Remítase a la información sobre reparación de mazos de cables

Raadpleeg de informatie over kabelboomreparaties

Connector: **C0149**



**BLACK**

Part No.: **YPH900370**

Colour: **BLACK**

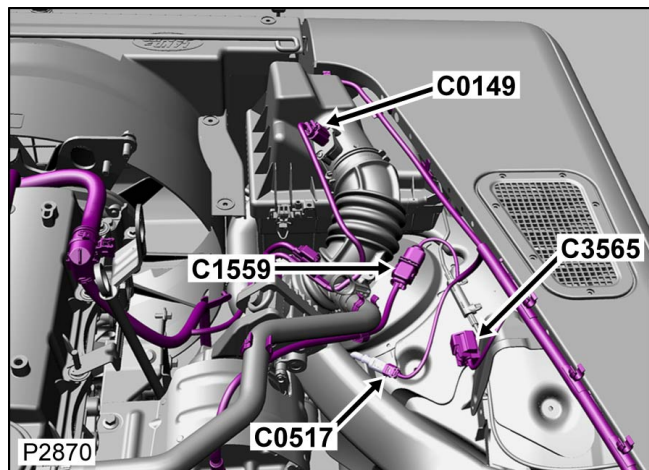
Cavities: **6WY**

Harness: **ENGINE DIESEL HARNESS**

Description: **Sensor-Mass air-flow (MAF)**

Location: **RH side of engine compartment**

Qualifier:



**Wire Chart**

CAV	TERMINAL	CSA	COL	CCT	DESTN
2	YPL802570	0.5	PS	254	C0162
3	YPL802570	0.5	SP	254	C0162

**Service Repair Kits**

Refer to Harness Repair information

Se référer aux informations de réparation de faisceau

Siehe Informationen über Kabelbaumreparaturen

4	YPL802570	0.5	U	254	C0162
5	YPL802570	0.5	YP	254	C0162

Uitnodiging tot informatie over kabelboomreparaties

Vedere le informazioni che trattano le operazioni  
di riparazione del cablaggio

Remítase a la información sobre reparación de  
mazos de cables

Raadpleeg de informatie over kabelboomreparaties

[Click here to print](#)

Connector: **C0162**

Description: **Engine harness to main harness**

Location: **LH side of transfer box**

Qualifier:



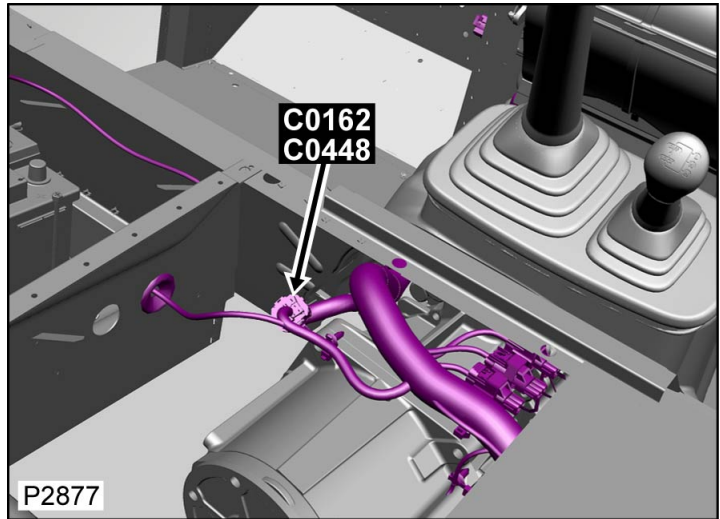
**BLACK**

Part No.: **YPC908090**

Colour: **BLACK**

Cavities: **12WY**

Harness: **ENGINE DIESEL HARNESS**



**Wire Chart**

CAV	TERMINAL	CSA	COL	CCT	DESTN
1	YPJ000020	0.5	YP	254	C0149
2	YPJ000020	0.5	GN	254	C0168
3	YPJ900240	1.0	BG	LR	C0127
4	YPJ900040	2.5	NG	254	S/JOINT SIBBI7A
5	YPJ000020	0.5	PS	254	C0149
6	YPJ000020	0.5	U	254	C0149
7	YPJ000020	0.5	SP	254	C0149
8	YPJ000020	0.5	SP	254	C0168
9	YPJ900240	1.0	PW	AC	C0127
10	YPJ900240	0.75	PN	254	C3356

**Service Repair Kits**

CSA	1.50- 2.50 CSA	
<b>Cavities: 4</b>		
418-411-18	SRK ITEM 2.5CSA	I
418-113	SRK ITEM	I
418-104	SRK ITEM R/B	I
418-108	SRK ITEM PIDG BLUE	I
418-117	SRK ITEM	I
418-116A	SRK ITEM	I
VUB900590		

CSA	1.50- 2.50 CSA	
<b>Cavities: 4</b>		
418-104	SRK ITEM R/B	I
418-108	SRK ITEM PIDG BLUE	I
418-113	SRK ITEM	I
418-116A	SRK ITEM	I

418-117	SRK ITEM	I
YMI902340	SRK ITEM	I
VUB902930		

<b>CSA</b>	<b>0.35- 0.50 CSA</b>	
<b>Cavities: 1,2,5-8</b>		
418-411-08	SRK ITEM 1.0CSA	I
418-112	SRK ITEM	I
418-104	SRK ITEM R/B	I
418-107	SRK ITEM PIDG RED	I
418-117	SRK ITEM	I
418-116A	SRK ITEM	I
VUB900490		

<b>CSA</b>	<b>0.35- 0.50 CSA</b>	
<b>Cavities: 1,2,5-8</b>		
418-104	SRK ITEM R/B	I
418-107	SRK ITEM PIDG RED	I
418-112	SRK ITEM	I
418-116A	SRK ITEM	I
418-117	SRK ITEM	I
YMI902320	SRK ITEM	I
VUB902790		

<b>CSA</b>	<b>0.75- 1.00 CSA</b>	
<b>Cavities: 3,9,10</b>		
418-104	SRK ITEM R/B	I



CAV	TERMINAL	CSA	COL	CCT	DESTN
1	YPJ000020	0.5	YP	254	C0149
2	YPJ000020	0.5	GN	254	C0168
3	YPJ900240	1.0	BG	LR	C0127
4	YPJ900040	2.5	NG	254	S/JOINT SIBBI7A
5	YPJ000020	0.5	PS	254	C0149
6	YPJ000020	0.5	U	254	C0149
7	YPJ000020	0.5	SP	254	C0149
8	YPJ000020	0.5	SP	254	C0168
9	YPJ900240	1.0	PW	AC	C0127
10	YPJ900240	0.75	PN	254	C3356

CSA	1.50- 2.50 CSA	
<b>Cavities: 4</b>		
418-411-18	SRK ITEM 2.5CSA	I
418-113	SRK ITEM	I
418-104	SRK ITEM R/B	I
418-108	SRK ITEM PIDG BLUE	I
418-117	SRK ITEM	I
418-116A	SRK ITEM	I
VUB900590		

CSA	1.50- 2.50 CSA	
<b>Cavities: 4</b>		
418-104	SRK ITEM R/B	I
418-108	SRK ITEM PIDG BLUE	I
418-113	SRK ITEM	I
418-116A	SRK ITEM	I
418-117	SRK ITEM	I
YMI902340	SRK ITEM	I
VUB902930		

CSA	0.35- 0.50 CSA	
<b>Cavities: 1,2,5-8</b>		
418-411-08	SRK ITEM 1.0CSA	I
418-112	SRK ITEM	I
418-104	SRK ITEM R/B	I
418-107	SRK ITEM PIDG RED	I

418-117	SRK ITEM	I
418-116A	SRK ITEM	I
VUB900490		

<b>CSA</b>	<b>0.35- 0.50 CSA</b>	
<b>Cavities: 1,2,5-8</b>		
418-104	SRK ITEM R/B	I
418-107	SRK ITEM PIDG RED	I
418-112	SRK ITEM	I
418-116A	SRK ITEM	I
418-117	SRK ITEM	I
YMI902320	SRK ITEM	I
VUB902790		

<b>CSA</b>	<b>0.75- 1.00 CSA</b>	
<b>Cavities: 3,9,10</b>		
418-104	SRK ITEM R/B	I
418-107	SRK ITEM PIDG RED	I
418-112	SRK ITEM	I
418-116A	SRK ITEM	I
418-117	SRK ITEM	I
YMI902370	SRK ITEM	I
VUB902840		

<b>CSA</b>	<b>0.75- 1.00 CSA</b>	
<b>Cavities: 3,9,10</b>		
418-104	SRK ITEM R/B	I

418-107	SRK ITEM PIDG RED	I
418-112	SRK ITEM	I
418-116A	SRK ITEM	I
418-117	SRK ITEM	I
YMI902380	SRK ITEM	I
VUB902850		

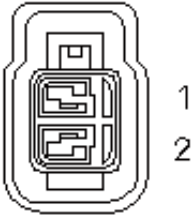
[Click here to print](#)

Connector: **C0163**

Description: **Switch-Reverse-lamp**

Location: **LH side of gearbox**

Qualifier:




BLACK

Part No.: **YPC500750**

Colour: **BLACK**

Cavities: **2WY**

Harness: **MAIN LH + RH HARNESS**



**Wire Chart**

CAV	TERMINAL	CSA	COL	CCT	DESTN
1	YPL500410	1.0D	GN	499	S/JOINT SJ49
2	YPL500410	1.0D	LGP	254	C3766

**Service Repair Kits**

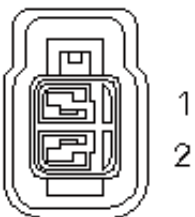
CSA	0.75- 1.00 CSA	
<b>Cavities: 1,2</b>		
418-411-09	SRK ITEM 1.0CSA	1
418-112	SRK ITEM	1
418-104	SRK ITEM R/B	1
418-107	SRK ITEM PIDG RED	1
418-117	SRK ITEM	1
418-116A	SRK ITEM	1
VUB900500		

Connector: **C0163**

Description: **Switch-Reverse-lamp**

Location: **LH side of gearbox**

Qualifier:




BLACK

Part No.: **YPC500750**

Colour: **BLACK**

**Cavities: 2WY**

**Harness: MAIN LH + RH HARNESS**



**Wire Chart**

CAV	TERMINAL	CSA	COL	CCT	DESTN
1	YPL500410	1.0D	GN	499	S/JOINT SJ49
2	YPL500410	1.0D	LGP	254	C3766

**Service Repair Kits**

CSA	0.75- 1.00 CSA	
<b>Cavities: 1,2</b>		
418-411-09	SRK ITEM 1.0CSA	1
418-112	SRK ITEM	1
418-104	SRK ITEM R/B	1
418-107	SRK ITEM PIDG RED	1
418-117	SRK ITEM	1
418-116A	SRK ITEM	1
VUB900500		

[Click here to print](#)

Connector: **C0168**

No connector face  
 Geen connector-vooraanzicht  
 Pas de face de connecteur  
 Kein diagramm  
 Senza faccia connettore  
 Sem imagen dos pinos da ficha  
 No hay cara de conector

Part No.: **AU5T-14A464-VCA**

Colour:

Cavities:

Harness: **ENGINE DIESEL HARNESS**

**Wire Chart**

CAV	TERMINAL	CSA	COL	CCT	DESTN
1		0.5	SP	254	C0162
2		0.5	GN	254	C0162
3		0.5	YP	254	C0411

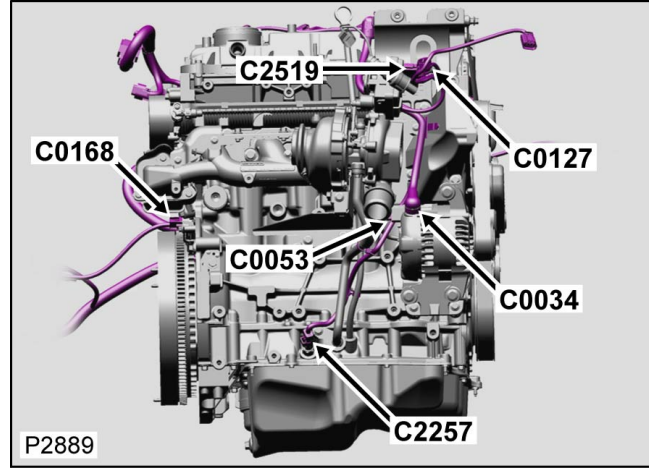
**Service Repair Kits**

Refer to Harness Repair information  
 Se référer aux informations de réparation de faisceau  
 Siehe Informationen über Kabelbaumreparaturen  
 Vedere le informazioni che trattano le operazioni  
 di riparazione del cablaggio  
 Remítase a la información sobre reparación de  
 mazos de cables  
 Raadpleeg de informatie over kabelboomreparaties

Description: **Sensor-Crankshaft-position (CKP)**

Location: **RH side of engine**

Qualifier:



Connector: **C0168**

No connector face  
 Geen connector-vooraanzicht  
 Pas de face de connecteur  
 Kein diagramm  
 Senza faccia connettore  
 Sem imagen dos pinos da ficha  
 No hay cara de conector

Part No.: **AU5T-14A464-VCA**

Colour:

Cavities:

Harness: **ENGINE DIESEL HARNESS**

**Wire Chart**

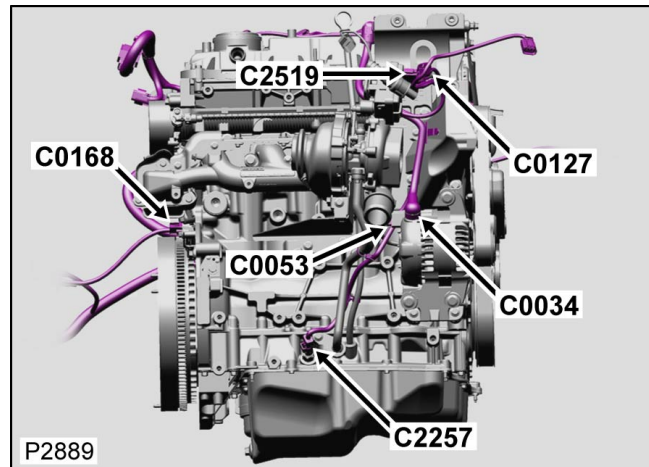
CAV	TERMINAL	CSA	COL	CCT	DESTN
-----	----------	-----	-----	-----	-------

**Service Repair Kits**

Description: **Sensor-Crankshaft-position (CKP)**

Location: **RH side of engine**

Qualifier:



1		0.5	SP	254	C0162
2		0.5	GN	254	C0162
3		0.5	YP	254	C0411

Refer to Harness Repair information

Se référer aux informations de réparation de faisceau

Siehe Informationen über Kabelbaumreparaturen

Vedere le informazioni che trattano le operazioni  
di riparazione del cablaggio

Remítase a la información sobre reparación de  
mazos de cables

Raadpleeg de informatie over kabelboomreparaties

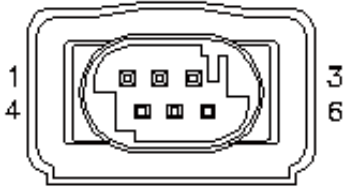
[Click here to print](#)

Connector: **C0175**

Description: **Sensor-Throttle-position (TP)**

Location: **LH side of engine**

Qualifier:



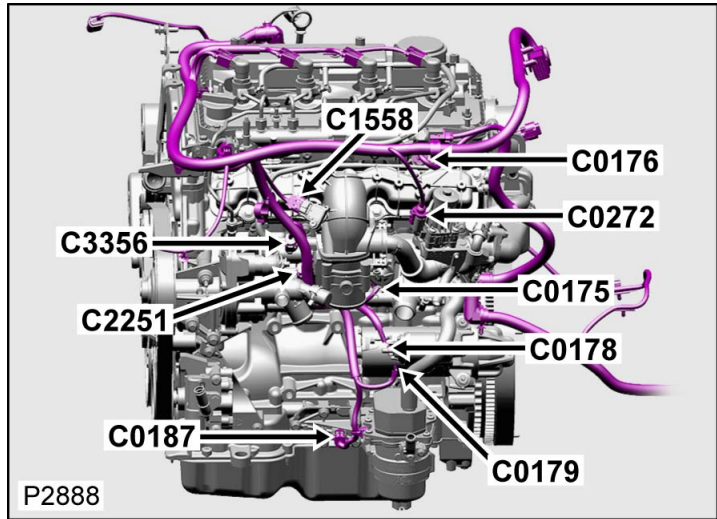
BLACK

Part No.: **YPC800150**

Colour: **BLACK**

Cavities: **6WY**

Harness: **ENGINE DIESEL HARNESS**



**Wire Chart**

CAV	TERMINAL	CSA	COL	CCT	DESTN
1	YPL101890	0.75	UO	254	C0411
2	YPL101880	0.5	YP	254	C0411
3	YPL101880	0.5	UW	254	C0411
4	YPL101890	0.75	Y	254	C0411
6	YPL101880	0.5	S	254	C0411

**Service Repair Kits**

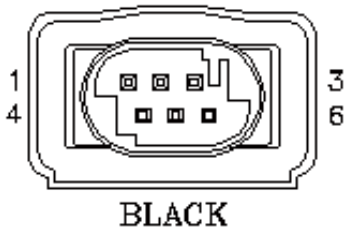
CSA	0.20- 0.50 CSA	
<b>Cavities: 2,3,6</b>		
418-549-23	SRK ITEM MQS GOLD FAMILY 0.5CSA	1
418-112	SRK ITEM	1
418-104	SRK ITEM R/B	1
418-107	SRK ITEM PIDG RED	1
418-117	SRK ITEM	1
418-116A	SRK ITEM	1
VUB500280		

Connector: **C0175**

Description: **Sensor-Throttle-position (TP)**

Location: **LH side of engine**

Qualifier:

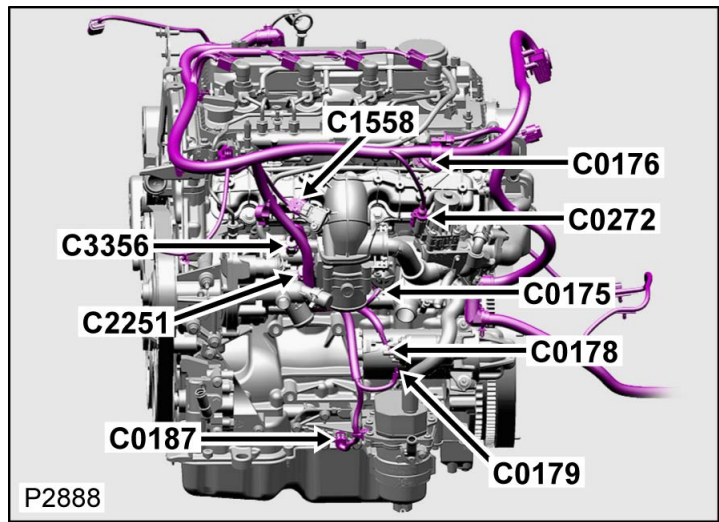


**Part No.: YPC800150**

**Colour: BLACK**

**Cavities: 6WY**

**Harness: ENGINE DIESEL HARNESS**



**Wire Chart**

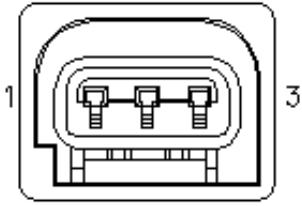
CAV	TERMINAL	CSA	COL	CCT	DESTN
1	YPL101890	0.75	UO	254	C0411
2	YPL101880	0.5	YP	254	C0411
3	YPL101880	0.5	UW	254	C0411
4	YPL101890	0.75	Y	254	C0411
6	YPL101880	0.5	S	254	C0411

**Service Repair Kits**

CSA	0.20- 0.50 CSA	
<b>Cavities: 2,3,6</b>		
418-549-23	SRK ITEM MQS GOLD FAMILY 0.5CSA	1
418-112	SRK ITEM	1
418-104	SRK ITEM R/B	1
418-107	SRK ITEM PIDG RED	1
418-117	SRK ITEM	1
418-116A	SRK ITEM	1
VUB500280		

[Click here to print](#)

Connector: **C0176**



DARK GREY

Part No.: **YPC903430**

Colour: **GREY**

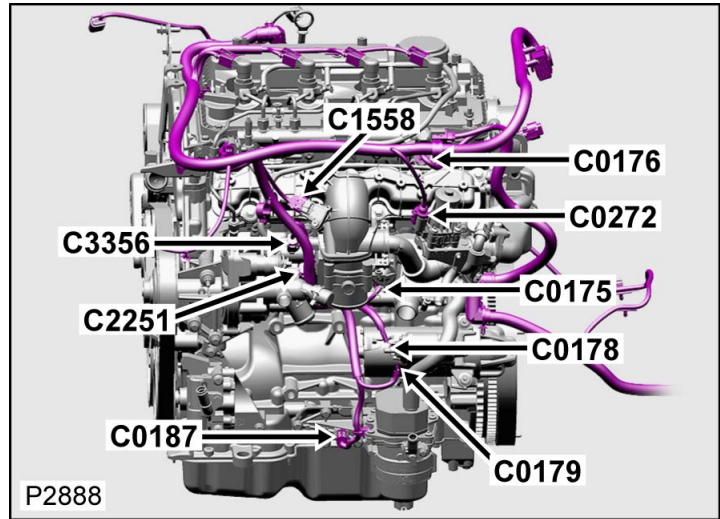
Cavities: **3WY**

Harness: **ENGINE DIESEL HARNESS**

Description: **Sensor-Camshaft-position (CMP)**

Location: **LH side of engine**

Qualifier:



**Wire Chart**

CAV	TERMINAL	CSA	COL	CCT	DESTN
1	YPL500570	0.75	OG	254	C0411
2	YPL500570	0.75	OB	254	C0411
3	YPL500560	0.5	NU	254	C0411

**Service Repair Kits**

CSA	0.75- 1.00 CSA	
<b>Cavities: 1,2,3</b>		
418-411-11	SRK ITEM 1.0CSA	1
418-112	SRK ITEM	1
418-104	SRK ITEM R/B	1
418-107	SRK ITEM PIDG RED	1
418-117	SRK ITEM	1
418-116A	SRK ITEM	1
VUB900520		

CSA	0.35- 0.50 CSA	
<b>Cavities: 3</b>		
418-104	SRK ITEM R/B	1
418-107	SRK ITEM PIDG RED	1
418-112	SRK ITEM	1
418-116A	SRK ITEM	1

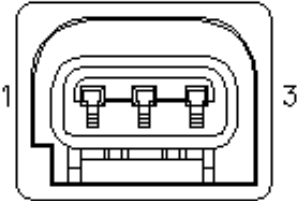
418-117	SRK ITEM	I
YMI902510	SRK ITEM	I
VUB902980		

**Connector: C0176**

**Description: Sensor-Camshaft-position (CMP)**

**Location: LH side of engine**

**Qualifier:**



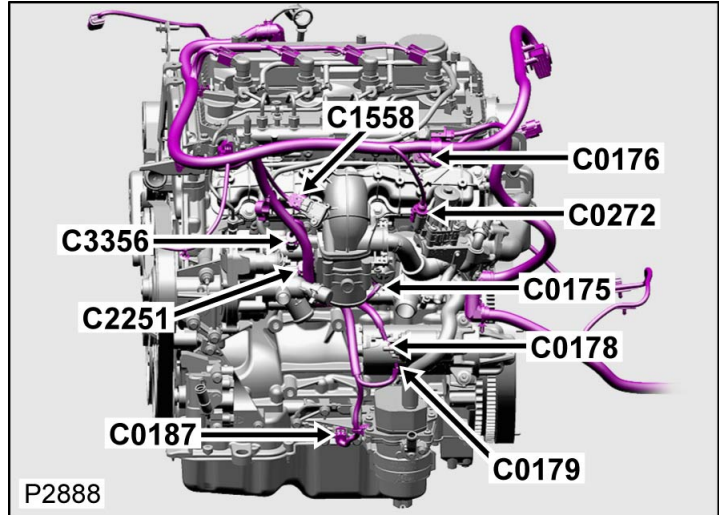
**DARK GREY**

**Part No.: YPC903430**

**Colour: GREY**

**Cavities: 3WY**

**Harness: ENGINE DIESEL HARNESS**



**Wire Chart**

CAV	TERMINAL	CSA	COL	CCT	DESTN
1	YPL500570	0.75	OG	254	C0411
2	YPL500570	0.75	OB	254	C0411
3	YPL500560	0.5	NU	254	C0411

**Service Repair Kits**

CSA	0.75- 1.00 CSA	
<b>Cavities: 1,2,3</b>		
418-411-11	SRK ITEM 1.0CSA	I
418-112	SRK ITEM	I
418-104	SRK ITEM R/B	I
418-107	SRK ITEM PIDG RED	I
418-117	SRK ITEM	I
418-116A	SRK ITEM	I
VUB900520		

CSA	0.35- 0.50 CSA	
<b>Cavities: 3</b>		
418-104	SRK ITEM R/B	I

418-107	SRK ITEM PIDG RED	I
418-112	SRK ITEM	I
418-116A	SRK ITEM	I
418-117	SRK ITEM	I
YMI902510	SRK ITEM	I
VUB902980		

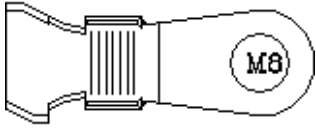
[Click here to print](#)

Connector: **C0178**

Description: **Starter motor**

Location: **LH side of engine**

Qualifier:

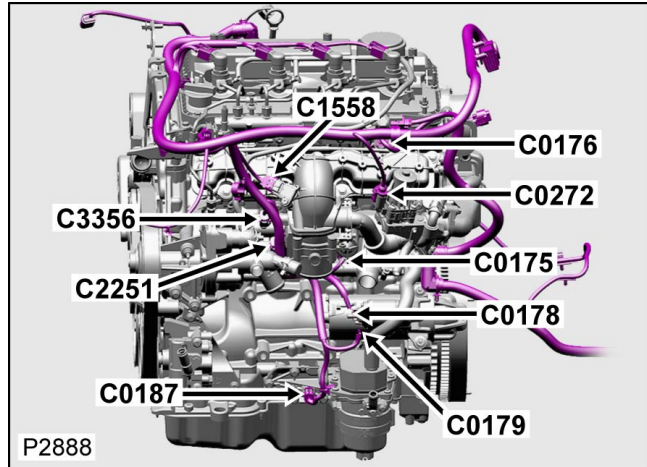


Part No.: **YPG900850**

Colour: **TIN PLATED**

Cavities: **IWY**

Harness: **ENGINE DIESEL HARNESS**



**Wire Chart**

CAV	TERMINAL	CSA	COL	CCT	DESTN
I	-	25.0	R	254	C0034

**Service Repair Kits**

Refer to Harness Repair information

Se référer aux informations de réparation de faisceau

Siehe Informationen über Kabelbaumreparaturen

Vedere le informazioni che trattano le operazioni di riparazione del cablaggio

Remítase a la información sobre reparación de mazos de cables

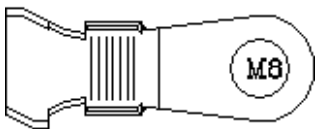
Raadpleeg de informatie over kabelboomreparaties

Connector: **C0178**

Description: **Starter motor**

Location: **LH side of engine**

Qualifier:

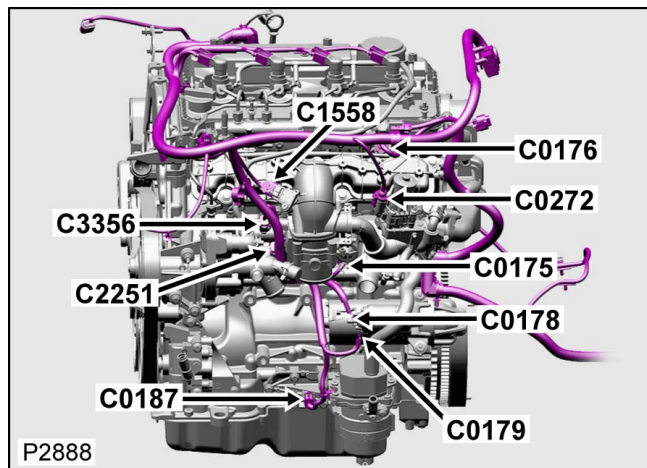


Part No.: **YPG900850**

Colour: **TIN PLATED**

Cavities: **IWY**

Harness: **ENGINE DIESEL HARNESS**



**Wire Chart**

CAV	TERMINAL	CSA	COL	CCT	DESTN
I	-	25.0	R	254	C0034

**Service Repair Kits**

Refer to Harness Repair information

Se référer aux informations de réparation de faisceau

Siehe Informationen über Kabelbaumreparaturen

Wieke Informationen über Kabelboomreparaturen

Vedere le informazioni che trattano le operazioni  
di riparazione del cablaggio

Remítase a la información sobre reparación de  
mazos de cables

Raadpleeg de informatie over kabelboomreparaties

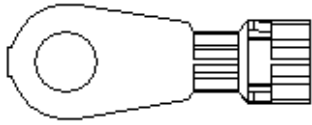
[Click here to print](#)

Connector: **C0179**

Description: **Starter motor**

Location: **LH side of engine**

Qualifier:



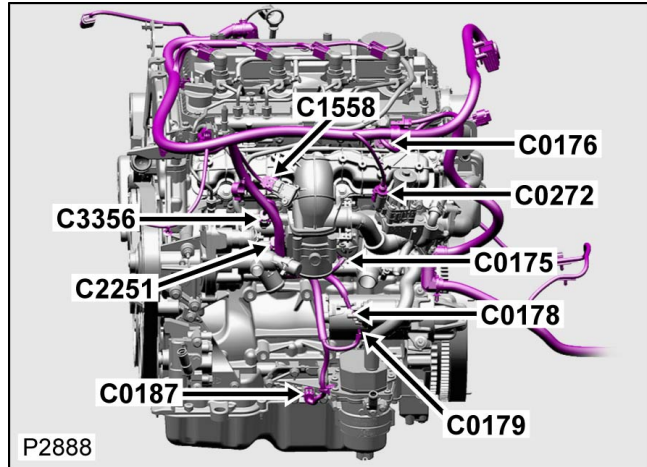
GREY

Part No.: **YPG901690**

Colour: **TIN PLATED**

Cavities: **IWY**

Harness: **ENGINE DIESEL HARNESS**



**Wire Chart**

CAV	TERMINAL	CSA	COL	CCT	DESTN
I	-	4.0	NG	254	S/JOINT S1BB17A

**Service Repair Kits**

Refer to Harness Repair information

Se référer aux informations de réparation de faisceau

Siehe Informationen über Kabelbaumreparaturen

Vedere le informazioni che trattano le operazioni di riparazione del cablaggio

Remítase a la información sobre reparación de mazos de cables

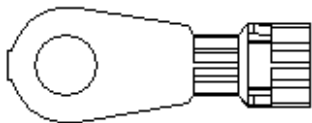
Raadpleeg de informatie over kabelboomreparaties

Connector: **C0179**

Description: **Starter motor**

Location: **LH side of engine**

Qualifier:



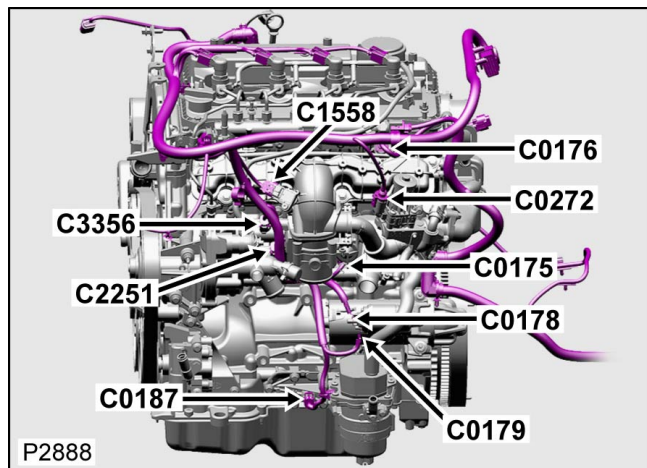
GREY

Part No.: **YPG901690**

Colour: **TIN PLATED**

Cavities: **IWY**

Harness: **ENGINE DIESEL HARNESS**



**Wire Chart**

CAV	TERMINAL	CSA	COL	CCT	DESTN
I	-	4.0	NG	254	S/JOINT S1BB17A

**Service Repair Kits**

Refer to Harness Repair information

Se référer aux informations de réparation de faisceau

Siehe Informationen über Kabelbaumreparaturen

Wieke Informationen über Kabelboomreparaturen

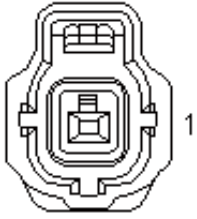
Vedere le informazioni che trattano le operazioni  
di riparazione del cablaggio

Remítase a la información sobre reparación de  
mazos de cables

Raadpleeg de informatie over kabelboomreparaties

[Click here to print](#)

Connector: **C0187**



BLACK

Part No.: **YPC909180**

Colour: **BLACK**

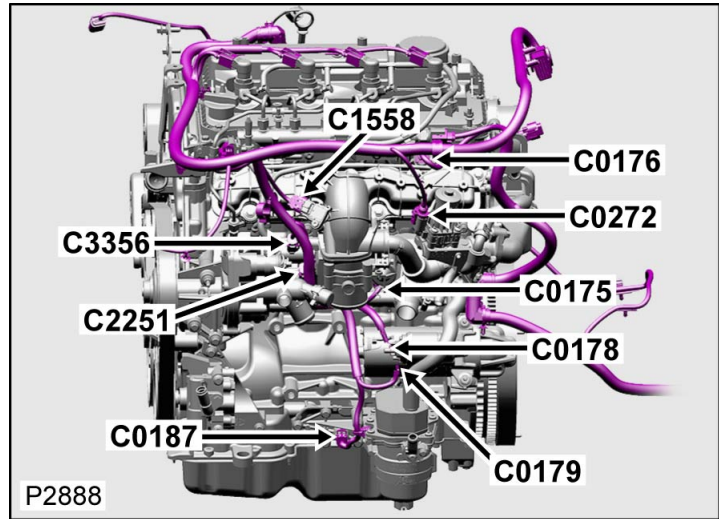
Cavities: **1WY**

Harness: **ENGINE DIESEL HARNESS**

Description: **Switch-Oil pressure**

Location: **LH side of engine**

Qualifier:



**Wire Chart**

CAV	TERMINAL	CSA	COL	CCT	DESTN
I	YPL801130	0.75	S	254	C0411

**Service Repair Kits**

CSA	0.30- 1.00 CSA	
<b>Cavities: I</b>		
418-104	SRK ITEM R/B	I
418-107	SRK ITEM PIDG RED	I
418-112	SRK ITEM	I
418-116A	SRK ITEM	I
418-117	SRK ITEM	I
YMI902570	SRK ITEM	I
VUB903040		

Connector: **C0187**



BLACK

Part No.: **YPC909180**

Colour: **BLACK**

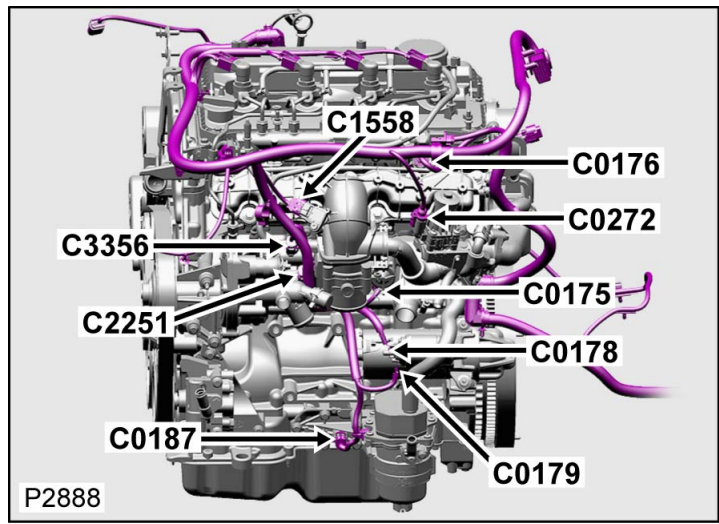
Description: **Switch-Oil pressure**

Location: **LH side of engine**

Qualifier:

**Cavities: IWY**

**Harness: ENGINE DIESEL HARNESS**



**Wire Chart**

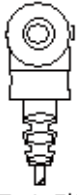
CAV	TERMINAL	CSA	COL	CCT	DESTN
I	YPL801130	0.75	S	254	C0411

**Service Repair Kits**

CSA	0.30- 1.00 CSA	
<b>Cavities: I</b>		
418-104	SRK ITEM R/B	I
418-107	SRK ITEM PIDG RED	I
418-112	SRK ITEM	I
418-116A	SRK ITEM	I
418-117	SRK ITEM	I
YMI902570	SRK ITEM	I
VUB903040		

[Click here to print](#)

Connector: **C0189**



**BLACK**

Part No.: **YPC107890**

Colour: **BLACK**


Cavities: **IWY**

Harness: **ENGINE DIESEL HARNESS**

Description: **ECU-Glow plug**

Location: **Rear LH side of engine compartment**

Qualifier:



**Wire Chart**

CAV	TERMINAL	CSA	COL	CCT	DESTN
1	ASSEMBLY	2.5	UN	254	C2583
3	ASSEMBLY	2.5	SP	254	C2583
4	ASSEMBLY	2.5	PW	254	C2583
6	ASSEMBLY	2.5	YU	254	C2583

**Service Repair Kits**

Refer to Harness Repair information

Se référer aux informations de réparation de faisceau

Siehe Informationen über Kabelbaumreparaturen

Vedere le informazioni che trattano le operazioni di riparazione del cablaggio

Remítase a la información sobre reparación de mazos de cables

Raadpleeg de informatie over kabelboomreparaties

Connector: **C0189**



**BLACK**

Part No.: **YPC107890**

Colour: **BLACK**

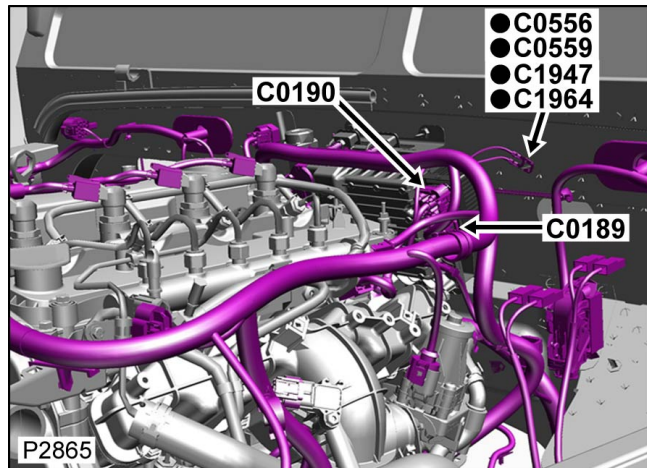
Cavities: **IWY**

Harness: **ENGINE DIESEL HARNESS**

Description: **ECU-Glow plug**

Location: **Rear LH side of engine compartment**

Qualifier:



**Wire Chart**

CAV	TERMINAL	CSA	COL	CCT	DESTN
1	ASSEMBLY	2.5	UN	254	C2583
3	ASSEMBLY	2.5	SP	254	C2583

**Service Repair Kits**

Refer to Harness Repair information

Se référer aux informations de réparation de faisceau

Siehe Informationen über Kabelbaumreparaturen

4	ASSEMBLY	2.5	PW	254	C2583
6	ASSEMBLY	2.5	YU	254	C2583

Wieke informatie over kabelboomreparaties

Vedere le informazioni che trattano le operazioni  
di riparazione del cablaggio

Remítase a la información sobre reparación de  
mazos de cables

Raadpleeg de informatie over kabelboomreparaties

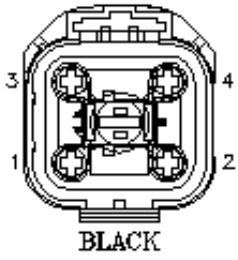
[Click here to print](#)

Connector: **C0190**

Description: **ECU-Glow plug**

Location: **Rear LH side of engine compartment**

Qualifier:

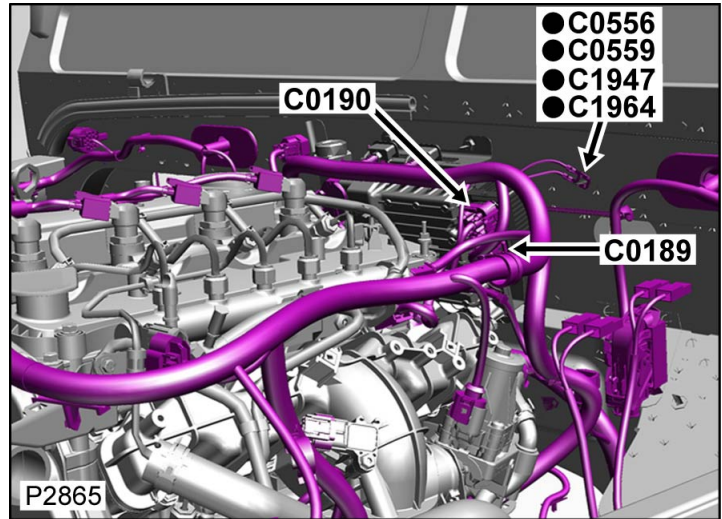


Part No.: **YPC804150**

Colour: **GREY**

Cavities: **5WY**

Harness: **MAIN LH + RH HARNESS**



**Wire Chart**

CAV	TERMINAL	CSA	COL	CCT	DESTN
1	YPL801960	0.75D	G	254	C0872
2	YPL801960	0.75D	NP	254	C0872
3	YPL801960	0.75D	B	254	C1964
4	YPL801970	0.35D	G	254	S/JOINT SJ31
5	YPL802040	6.0D	YR	499	C3762

**Service Repair Kits**

CSA	6.00- 6.00 CSA	
<b>Cavities: 5</b>		
418-105	SRK ITEM Y	I
418-109	SRK ITEM PIDG YELLOW	I
418-114	SRK ITEM	I
418-116A	SRK ITEM	I
418-117	SRK ITEM	I
YMI902640	SRK ITEM	I
VUB903110		

CSA	0.50- 1.00 CSA	
<b>Cavities: 1,2-4</b>		
418-411-68	SRK ITEM 1.0CSA	I
418-112	SRK ITEM	I
418-104	SRK ITEM R/B	I
418-107	SRK ITEM PIDG RED	I

418-117	SRK ITEM	I
418-116A	SRK ITEM	I
VUB901090		

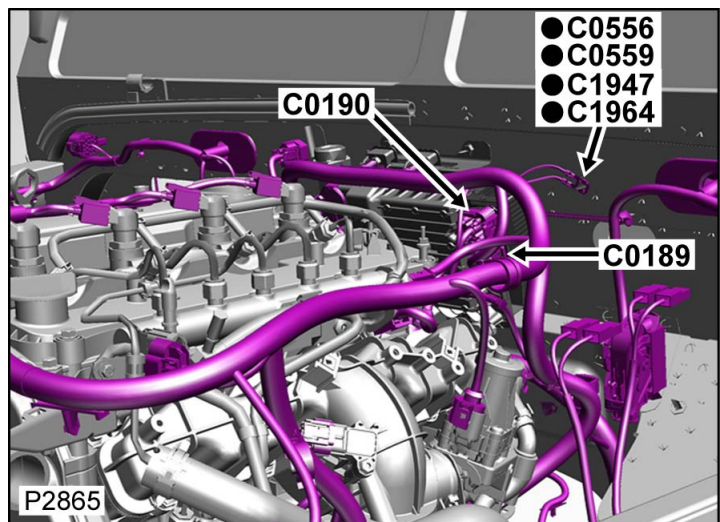
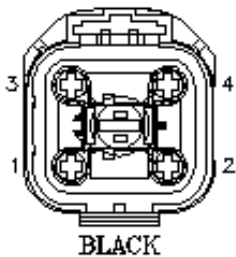
<b>CSA</b>	<b>0.50- 1.00 CSA</b>	
<b>Cavities: 1,2,3</b>		
418-104	SRK ITEM R/B	I
418-107	SRK ITEM PIDG RED	I
418-112	SRK ITEM	I
418-116A	SRK ITEM	I
418-117	SRK ITEM	I
YMI902600	SRK ITEM	I
VUB903070		

**Connector: C0190**

**Description: ECU-Glow plug**

**Location: Rear LH side of engine compartment**

**Qualifier:**



**Part No.: YPC804150**

**Colour: GREY**

**Cavities: 5WY**

**Harness: MAIN LH + RH HARNESS**

**Wire Chart**

CAV	TERMINAL	CSA	COL	CCT	DESTN
1	YPL801960	0.75D	G	254	C0872
2	YPL801960	0.75D	NP	254	C0872

**Service Repair Kits**

<b>CSA</b>	<b>6.00- 6.00 CSA</b>	
<b>Cavities: 5</b>		
418-105	SRK ITEM Y	I

3	YPL801960	0.75D	B	254	C1964
4	YPL801970	0.35D	G	254	S/JOINT SJ31
5	YPL802040	6.0D	YR	499	C3762

418-109	SRK ITEM PIDG YELLOW	I
418-114	SRK ITEM	I
418-116A	SRK ITEM	I
418-117	SRK ITEM	I
YMI902640	SRK ITEM	I
VUB903110		

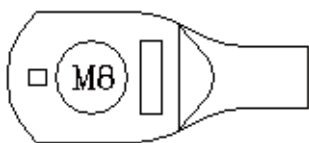
CSA	0.50- 1.00 CSA	
<b>Cavities: 1,2-4</b>		
418-411-68	SRK ITEM 1.0CSA	I
418-112	SRK ITEM	I
418-104	SRK ITEM R/B	I
418-107	SRK ITEM PIDG RED	I
418-117	SRK ITEM	I
418-116A	SRK ITEM	I
VUB901090		

CSA	0.50- 1.00 CSA	
<b>Cavities: 1,2,3</b>		
418-104	SRK ITEM R/B	I
418-107	SRK ITEM PIDG RED	I
418-112	SRK ITEM	I
418-116A	SRK ITEM	I
418-117	SRK ITEM	I
YMI902600	SRK ITEM	I
VUB903070		



[Click here to print](#)

Connector: **C0192**



Part No.: **YPG800580**

Colour: **TIN PLATED**

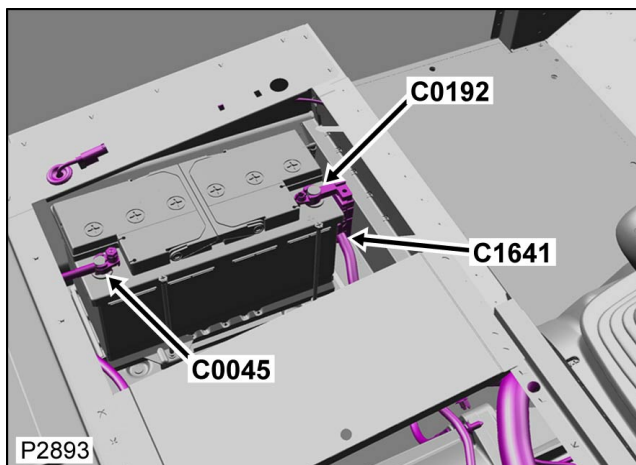
Cavities: **IWY**

Harness: **BATTERY TO FUSEBOX HARNESS**

Description: **Battery**

Location: **Beneath LH Front seat**

Qualifier:



#### Wire Chart

CAV	TERMINAL	CSA	COL	CCT	DESTN
I	-	10.0D	N	499	C0632

#### Service Repair Kits

Refer to Harness Repair information

Se référer aux informations de réparation de faisceau

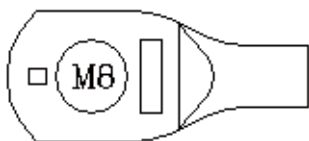
Siehe Informationen über Kabelbaumreparaturen

Vedere le informazioni che trattano le operazioni di riparazione del cablaggio

Remítase a la información sobre reparación de mazos de cables

Raadpleeg de informatie over kabelboomreparaties

Connector: **C0192**



Part No.: **YPG800580**

Colour: **TIN PLATED**

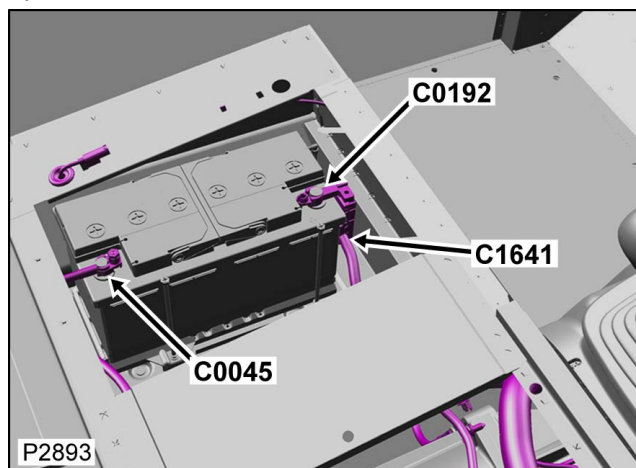
Cavities: **IWY**

Harness: **BATTERY TO FUSEBOX HARNESS**

Description: **Battery**

Location: **Beneath LH Front seat**

Qualifier:



#### Wire Chart

CAV	TERMINAL	CSA	COL	CCT	DESTN
I	-	10.0D	N	499	C0632

#### Service Repair Kits

Refer to Harness Repair information

Se référer aux informations de réparation de faisceau

Siehe Informationen über Kabelbaumreparaturen

Vedere le informazioni che trattano le operazioni  
di riparazione del cablaggio

Remítase a la información sobre reparación de  
mazos de cables

Raadpleeg de informatie over kabelboomreparaties

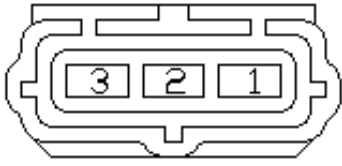
[Click here to print](#)

Connector: **C0195**

Description: **Speed transducer**

Location: **Rear of transfer box**

Qualifier:



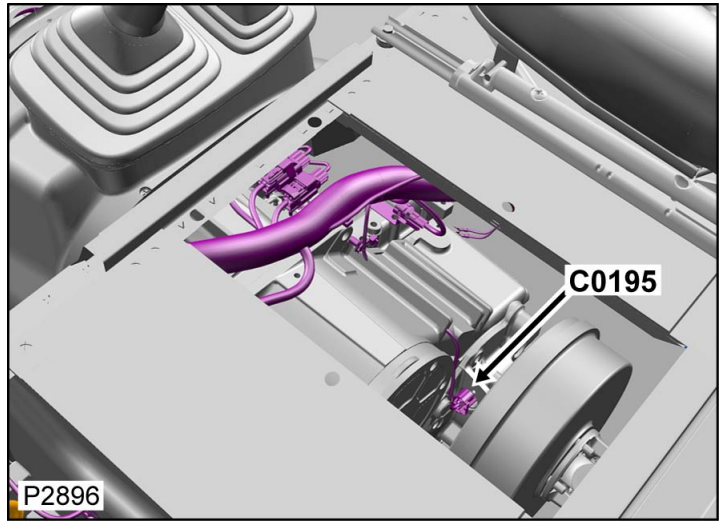
**BLACK**

Part No.: **YPCI0068**

Colour: **BLACK**

Cavities: **3WY**

Harness: **MAIN LH + RH HARNESS**



**Wire Chart**

CAV	TERMINAL	CSA	COL	CCT	DESTN
1	YPL10062	0.5D	WG	254	C3766
2	YPL10062	0.5D	B	499	S/JOINT SJ11
3	YPL10062	0.5D	BR	139L	C1040L
3	YPL10062	0.5D	BR	200R	C1040R

**Service Repair Kits**

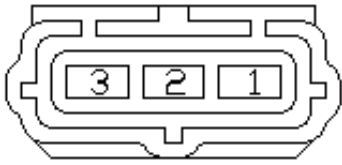
CSA	0.20- 0.50 CSA	
<b>Cavities: 1,2,3</b>		
418-549-50	SRK ITEM ECONOSEAL FAMILY 0.5CSA	1
418-112	SRK ITEM	1
418-104	SRK ITEM R/B	1
418-107	SRK ITEM PIDG RED	1
418-117	SRK ITEM	1
418-116A	SRK ITEM	1
VUB001690		

Connector: **C0195**

Description: **Speed transducer**

Location: **Rear of transfer box**

Qualifier:



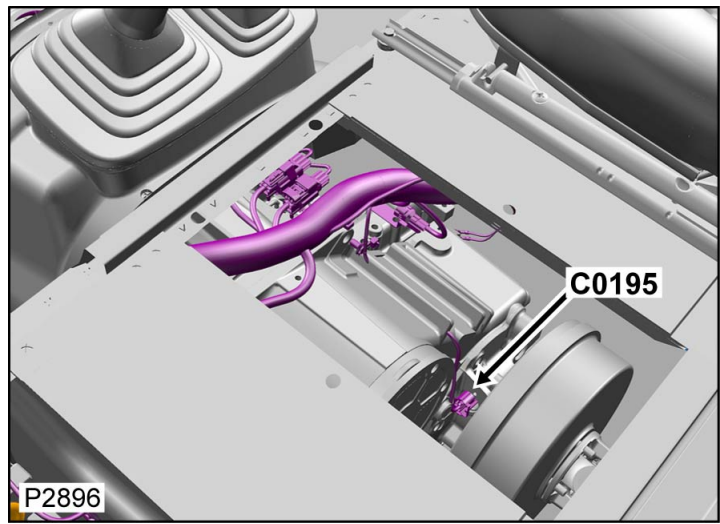
**BLACK**

**Part No.: YPL10068**

**Colour: BLACK**

**Cavities: 3WY**

**Harness: MAIN LH + RH HARNESS**



**Wire Chart**

CAV	TERMINAL	CSA	COL	CCT	DESTN
1	YPL10062	0.5D	WG	254	C3766
2	YPL10062	0.5D	B	499	S/JOINT SJ11
3	YPL10062	0.5D	BR	139L	C1040L
3	YPL10062	0.5D	BR	200R	C1040R

**Service Repair Kits**

CSA	0.20- 0.50 CSA	
<b>Cavities: 1,2,3</b>		
418-549-50	SRK ITEM ECONOSEAL FAMILY 0.5CSA	1
418-112	SRK ITEM	1
418-104	SRK ITEM R/B	1
418-107	SRK ITEM PIDG RED	1
418-117	SRK ITEM	1
418-116A	SRK ITEM	1
VUB001690		

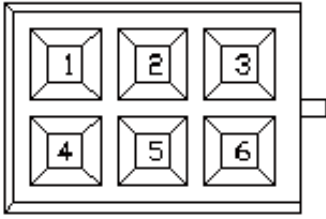
[Click here to print](#)

Connector: **C0232**

Description: **Clock-Analogue**

Location: **Instrument panel-Center**

Qualifier:



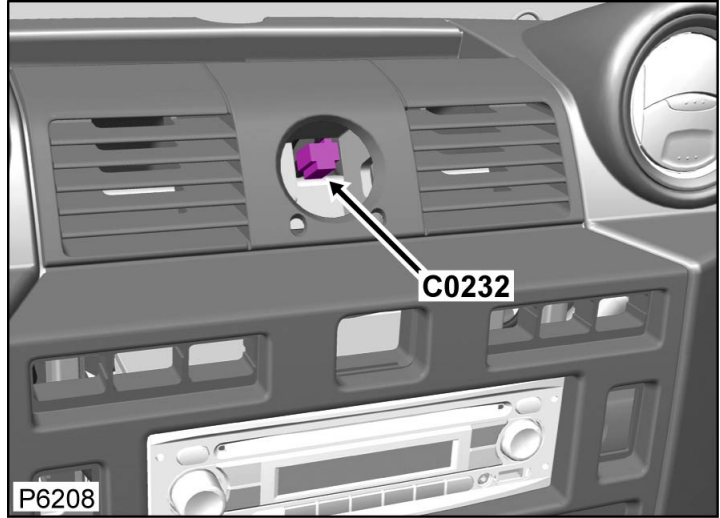
BLACK

Part No.: **YPC909280**

Colour: **BLACK**

Cavities: **6WY**

Harness: **MAIN LH + RH HARNESS**



**Wire Chart**

CAV	TERMINAL	CSA	COL	CCT	DESTN
2	YPL101310	0.5D	RO	499	S/JOINT SJ67
5	YPL101310	0.5D	B	499	S/JOINT SJ13
6	YPL101310	0.5D	PN	499	S/JOINT SJ60

**Service Repair Kits**

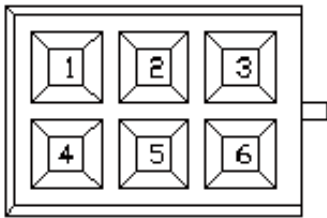
CSA	0.35- 0.50 CSA	
<b>Cavities: 2,5,6</b>		
418-549-04	SRK ITEM MQS FAMILY 0.75CSA	I
418-112	SRK ITEM	I
418-107	SRK ITEM PIDG RED	I
418-117	SRK ITEM	I
418-116A	SRK ITEM	I
418-616	SRK ITEM MQ FAMILY	I
418-595	SRK ITEM MPQ FAMILY	I
VUB500080		

Connector: **C0232**

Description: **Clock-Analogue**

Location: **Instrument panel-Center**

Qualifier:



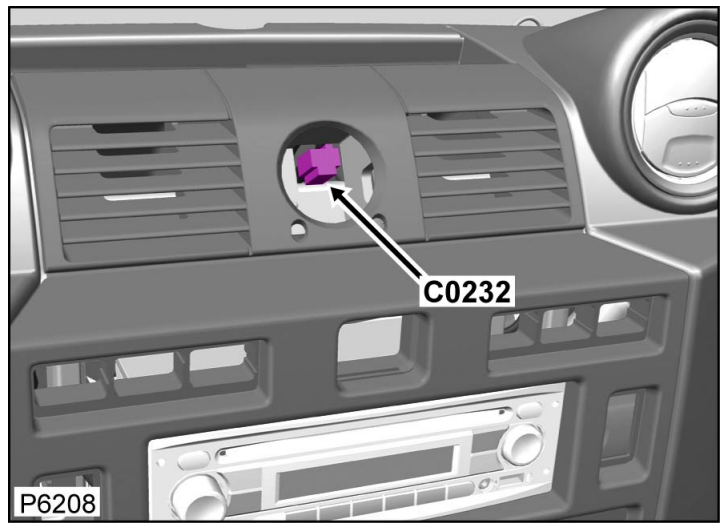
**BLACK**

**Part No.: YPC909280**

**Colour: BLACK**

**Cavities: 6WY**

**Harness: MAIN LH + RH HARNESS**



**Wire Chart**

CAV	TERMINAL	CSA	COL	CCT	DESTN
2	YPL101310	0.5D	RO	499	S/JOINT SJ67
5	YPL101310	0.5D	B	499	S/JOINT SJ13
6	YPL101310	0.5D	PN	499	S/JOINT SJ60

**Service Repair Kits**

CSA	0.35- 0.50 CSA	
<b>Cavities: 2,5,6</b>		
418-549-04	SRK ITEM MQS FAMILY 0.75CSA	I
418-112	SRK ITEM	I
418-107	SRK ITEM PIDG RED	I
418-117	SRK ITEM	I
418-116A	SRK ITEM	I
418-616	SRK ITEM MQ FAMILY	I
418-595	SRK ITEM MPQ FAMILY	I
VUB500080		

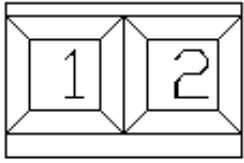
[Click here to print](#)

Connector: **C0237**

Description: **Heated seat-LH**

Location: **Beneath front seat**

Qualifier: **RH side illustrated LH side similar**



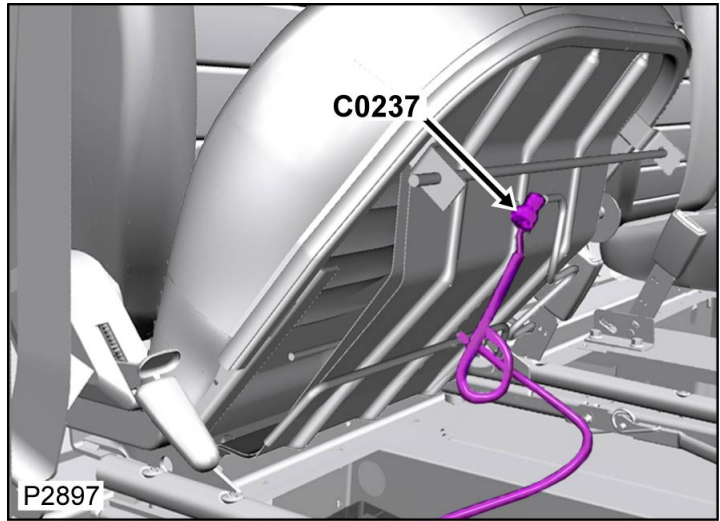
**BLACK**

Part No.: **YPCI11740**

Colour: **BLACK**

Cavities: **2WY**

Harness: **SEAT LINK HARNESS**



**Wire Chart**

CAV	TERMINAL	CSA	COL	CCT	DESTN
1	YPL101910	0.75D	US	56	C0751
2	YPL101910	0.75D	B	56	C0751

**Service Repair Kits**

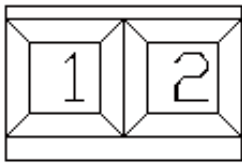
CSA	0.75- 0.75 CSA	
<b>Cavities: 1,2</b>		
418-549-04	SRK ITEM MQS FAMILY 0.75CSA	1
418-112	SRK ITEM	1
418-107	SRK ITEM PIDG RED	1
418-117	SRK ITEM	1
418-116A	SRK ITEM	1
418-616	SRK ITEM MQ FAMILY	1
418-595	SRK ITEM MPQ FAMILY	1
VUB500080		

Connector: **C0237**

Description: **Heated seat-LH**

Location: **Beneath front seat**

Qualifier: **RH side illustrated LH side similar**



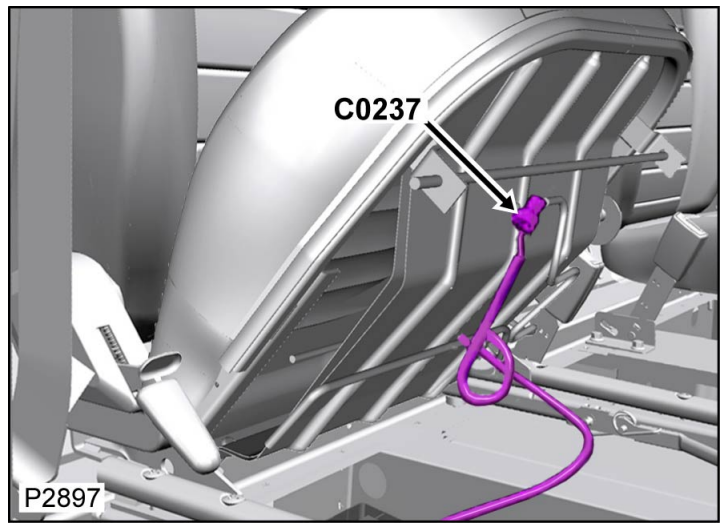
**BLACK**

**Part No.: YPCI11740**

**Colour: BLACK**

**Cavities: 2WY**

**Harness: SEAT LINK HARNESS**



**Wire Chart**

CAV	TERMINAL	CSA	COL	CCT	DESTN
1	YPL101910	0.75D	US	56	C0751
2	YPL101910	0.75D	B	56	C0751

**Service Repair Kits**

CSA	0.75- 0.75 CSA	
<b>Cavities: 1,2</b>		
418-549-04	SRK ITEM MQS FAMILY 0.75CSA	1
418-112	SRK ITEM	1
418-107	SRK ITEM PIDG RED	1
418-117	SRK ITEM	1
418-116A	SRK ITEM	1
418-616	SRK ITEM MQ FAMILY	1
418-595	SRK ITEM MPQ FAMILY	1
VUB500080		

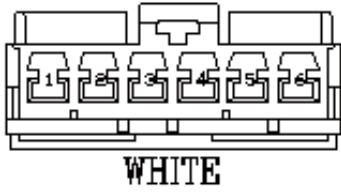
[Click here to print](#)

Connector: **C0242**

Description: **Switch-Window-Front-RH**

Location: **Instrument panel-Center**

Qualifier:

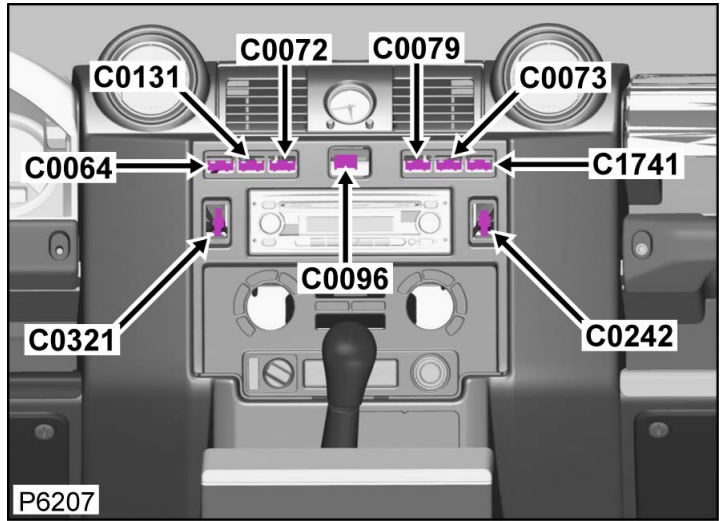


Part No.: **YPCI13220**

Colour: **WHITE**

Cavities: **6WY**

Harness: **MAIN LH + RH HARNESS**



**Wire Chart**

CAV	TERMINAL	CSA	COL	CCT	DESTN
1	AFU3753	1.5D	B	248	C0289
2	AFU3753	1.5D	SO	247L	C0582L
2	AFU3753	1.5D	SO	247R	C0582R
3	AFU3753	1.5D	OU	247R	C0464
3	AFU3753	1.5D	OU	247L	C0464
4	AFU3753	1.5D	OR	247R	C0464
4	AFU3753	1.5D	OR	247L	C0464
6	AFU3752	0.5D	RO	248	C0286

**Service Repair Kits**

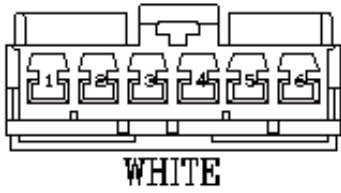
CSA	0.30- 0.51 CSA	
<b>Cavities: 1-4,6</b>		
418-549-62	SRK ITEM MULTILOCK 070 FAMILY 1.5CSA	1
418-112	SRK ITEM	1
418-104	SRK ITEM R/B	1
418-107	SRK ITEM PIDG RED	1
418-116A	SRK ITEM	1
VUB002010		

Connector: **C0242**

Description: **Switch-Window-Front-RH**

Location: **Instrument panel-Center**

Qualifier:

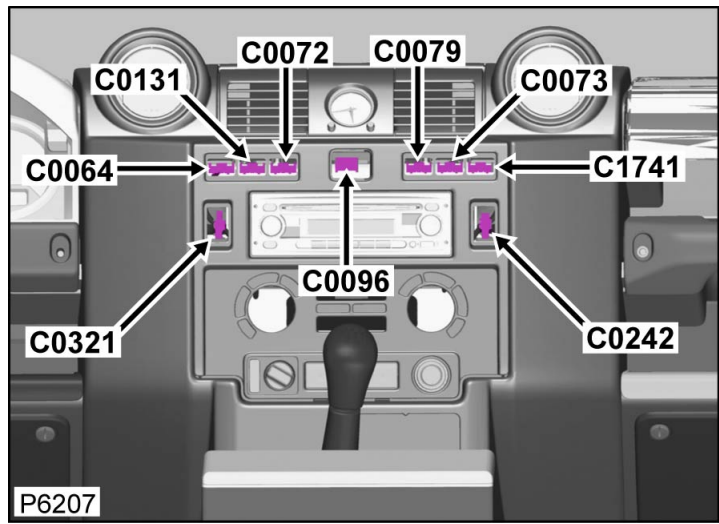


**Part No.:** YPCI13220

**Colour:** WHITE

**Cavities:** 6WY

**Harness:** MAIN LH + RH HARNESS



**Wire Chart**

CAV	TERMINAL	CSA	COL	CCT	DESTN
1	AFU3753	1.5D	B	248	C0289
2	AFU3753	1.5D	SO	247L	C0582L
2	AFU3753	1.5D	SO	247R	C0582R
3	AFU3753	1.5D	OU	247R	C0464
3	AFU3753	1.5D	OU	247L	C0464
4	AFU3753	1.5D	OR	247R	C0464
4	AFU3753	1.5D	OR	247L	C0464
6	AFU3752	0.5D	RO	248	C0286

**Service Repair Kits**

CSA	0.30- 0.51 CSA	
<b>Cavities: 1-4,6</b>		
418-549-62	SRK ITEM MULTILOCK 070 FAMILY 1.5CSA	1
418-112	SRK ITEM	1
418-104	SRK ITEM R/B	1
418-107	SRK ITEM PIDG RED	1
418-116A	SRK ITEM	1
VUB002010		

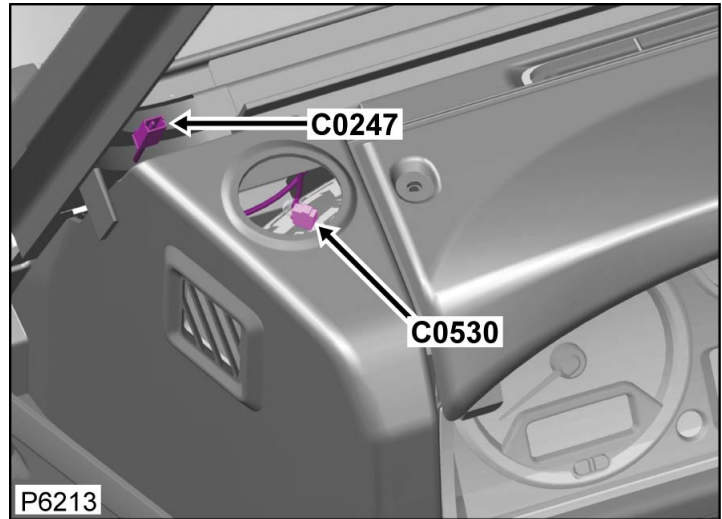
[Click here to print](#)

Connector: **C0247**

Description: **Heated windshield**

Location: **Instrument panel-left-upper**

Qualifier:



Part No.: **AAUI010**

Colour: **BLACK**

Cavities: **IWY**

Harness: **MAIN LH + RH HARNESS**

**Wire Chart**

CAV	TERMINAL	CSA	COL	CCT	DESTN
I	ADU9568	2.5D	PS	766	S/JOINT SJ42

**Service Repair Kits**

CSA	2.50- 4.00 CSA	
<b>Cavities: I</b>		
418-105	SRK ITEM Y	I
418-109	SRK ITEM PIDG YELLOW	I
418-114	SRK ITEM	I
418-116A	SRK ITEM	I
418-117	SRK ITEM	I
YMI901400	SRK ITEM	I
VUB901880		

Connector: **C0247**

Description: **Heated windshield**

Location: **Instrument panel-left-upper**

Qualifier:

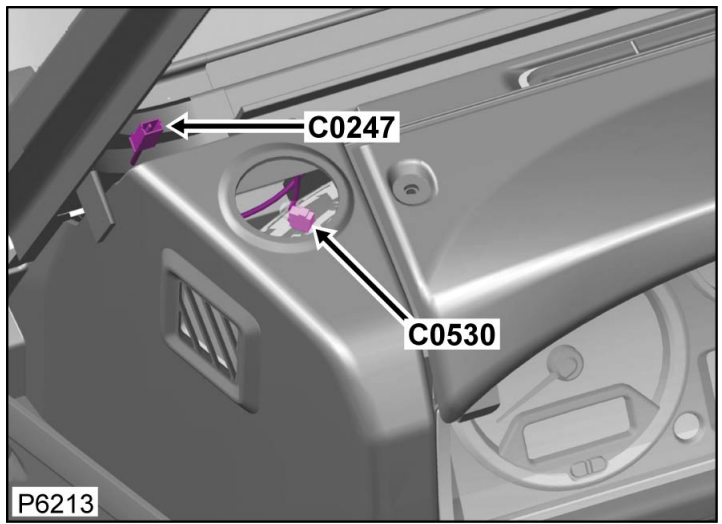


Part No.: **AAUI010**

**Colour: BLACK**

**Cavities: IWY**

**Harness: MAIN LH + RH HARNESS**



**Wire Chart**

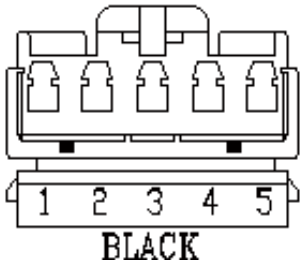
CAV	TERMINAL	CSA	COL	CCT	DESTN
I	ADU9568	2.5D	PS	766	S/JOINT SJ42

**Service Repair Kits**

CSA	2.50- 4.00 CSA	
<b>Cavities: I</b>		
418-105	SRK ITEM Y	I
418-109	SRK ITEM PIDG YELLOW	I
418-114	SRK ITEM	I
418-116A	SRK ITEM	I
418-117	SRK ITEM	I
YMI901400	SRK ITEM	I
VUB901880		

[Click here to print](#)

Connector: **C0249**



Part No.: **YPCI0523**

Colour: **BLACK**

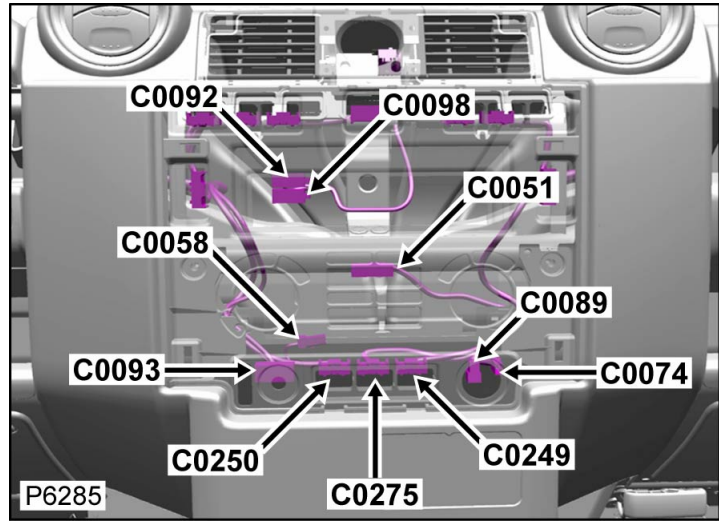
Cavities: **5WY**

Harness: **MAIN LH + RH HARNESS**

Description: **Switch-Heater-Seat-RH**

Location: **Instrument panel-Center**

Qualifier:



Wire Chart

CAV	TERMINAL	CSA	COL	CCT	DESTN
1	AFU3753	1.0D	LGW	766L	C0582L
1	AFU3753	1.0D	LGW	766R	C0582R
2	AFU3752	0.5D	RO	766	S/JOINT SJ76
4	AFU3753	0.75D	UK	766	CI403
5	AFU3752	0.5D	B	766	S/JOINT SJ20

Service Repair Kits

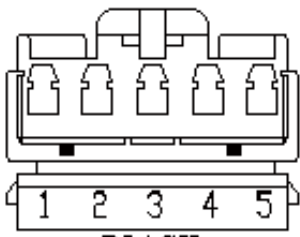
CSA	0.30- 0.51 CSA	
<b>Cavities: 1,2,4,5</b>		
418-549-62	SRK ITEM MULTILOCK 070 FAMILY 1.5CSA	1
418-112	SRK ITEM	1
418-104	SRK ITEM R/B	1
418-107	SRK ITEM PIDG RED	1
418-116A	SRK ITEM	1
VUB002010		

Connector: **C0249**

Description: **Switch-Heater-Seat-RH**

Location: **Instrument panel-Center**

Qualifier:



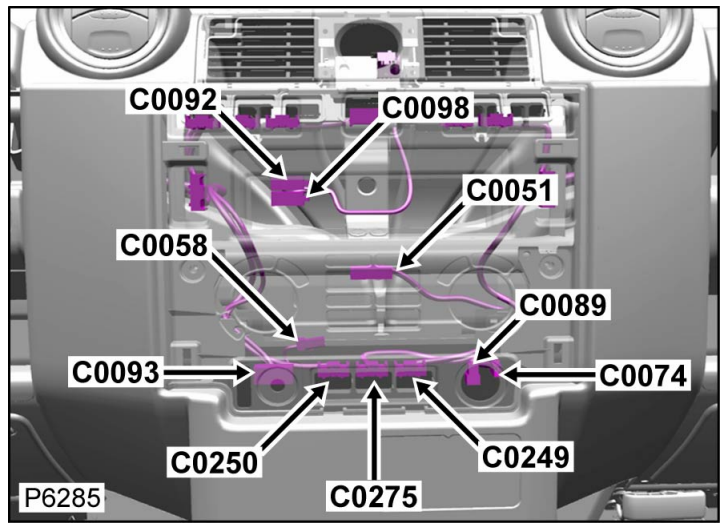
BLACK

Part No.: **YPCI0523**

Colour: **BLACK**

Cavities: **5WY**

Harness: **MAIN LH + RH HARNESS**



**Wire Chart**

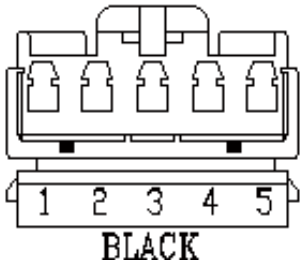
CAV	TERMINAL	CSA	COL	CCT	DESTN
1	AFU3753	1.0D	LGW	766L	C0582L
1	AFU3753	1.0D	LGW	766R	C0582R
2	AFU3752	0.5D	RO	766	S/JOINT SJ76
4	AFU3753	0.75D	UK	766	CI403
5	AFU3752	0.5D	B	766	S/JOINT SJ20

**Service Repair Kits**

CSA	0.30- 0.51 CSA	
<b>Cavities: 1,2,4,5</b>		
418-549-62	SRK ITEM MULTILOCK 070 FAMILY 1.5CSA	1
418-112	SRK ITEM	1
418-104	SRK ITEM R/B	1
418-107	SRK ITEM PIDG RED	1
418-116A	SRK ITEM	1
VUB002010		

[Click here to print](#)

Connector: **C0250**



Part No.: **YPCI0523**

Colour: **BLACK**

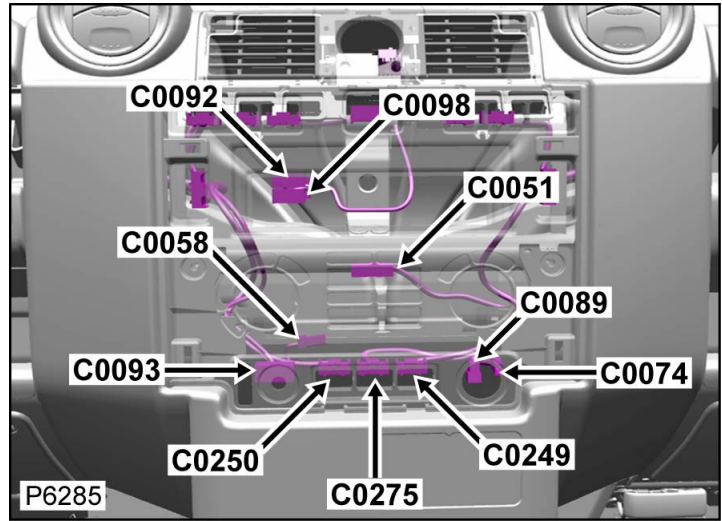
Cavities: **5WY**

Harness: **MAIN LH + RH HARNESS**

Description: **Switch-Heater-Seat-LH**

Location: **Instrument panel-Center**

Qualifier:



Wire Chart

CAV	TERMINAL	CSA	COL	CCT	DESTN
1	AFU3753	1.0D	LGW	766R	C0582R
1	AFU3753	1.0D	LGW	766L	C0582L
2	AFU3752	0.5D	RO	766	S/JOINT SJ76
4	AFU3753	0.75D	US	766	CI401
5	AFU3752	0.5D	B	766	S/JOINT SJ20

Service Repair Kits

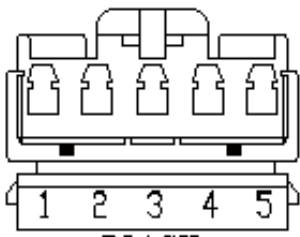
CSA	0.30- 0.51 CSA	
<b>Cavities: 1,2,4,5</b>		
418-549-62	SRK ITEM MULTILOCK 070 FAMILY 1.5CSA	1
418-112	SRK ITEM	1
418-104	SRK ITEM R/B	1
418-107	SRK ITEM PIDG RED	1
418-116A	SRK ITEM	1
VUB002010		

Connector: **C0250**

Description: **Switch-Heater-Seat-LH**

Location: **Instrument panel-Center**

Qualifier:



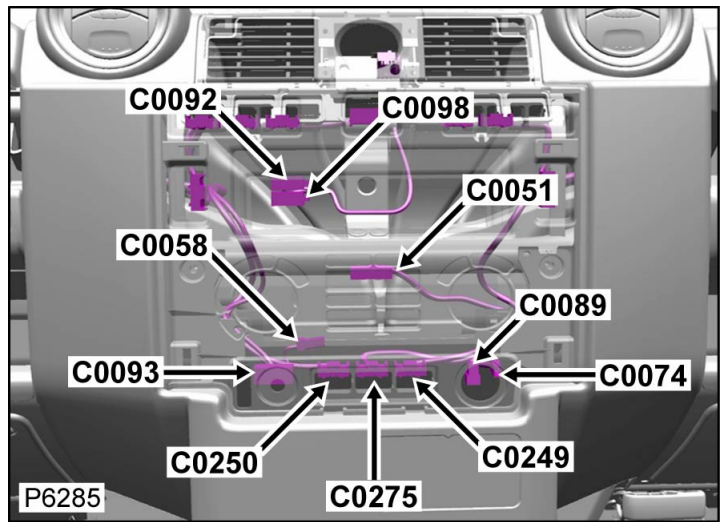
BLACK

Part No.: **YPCI0523**

Colour: **BLACK**

Cavities: **5WY**

Harness: **MAIN LH + RH HARNESS**



**Wire Chart**

CAV	TERMINAL	CSA	COL	CCT	DESTN
1	AFU3753	1.0D	LGW	766R	C0582R
1	AFU3753	1.0D	LGW	766L	C0582L
2	AFU3752	0.5D	RO	766	S/JOINT SJ76
4	AFU3753	0.75D	US	766	CI401
5	AFU3752	0.5D	B	766	S/JOINT SJ20

**Service Repair Kits**

CSA	0.30- 0.51 CSA	
<b>Cavities: 1,2,4,5</b>		
418-549-62	SRK ITEM MULTILOCK 070 FAMILY 1.5CSA	1
418-112	SRK ITEM	1
418-104	SRK ITEM R/B	1
418-107	SRK ITEM PIDG RED	1
418-116A	SRK ITEM	1
VUB002010		

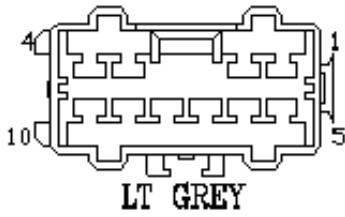
[Click here to print](#)

Connector: **C0259**

Description: **Roof harness to main harness**

Location: **Headlining - Front RH side**

Qualifier:

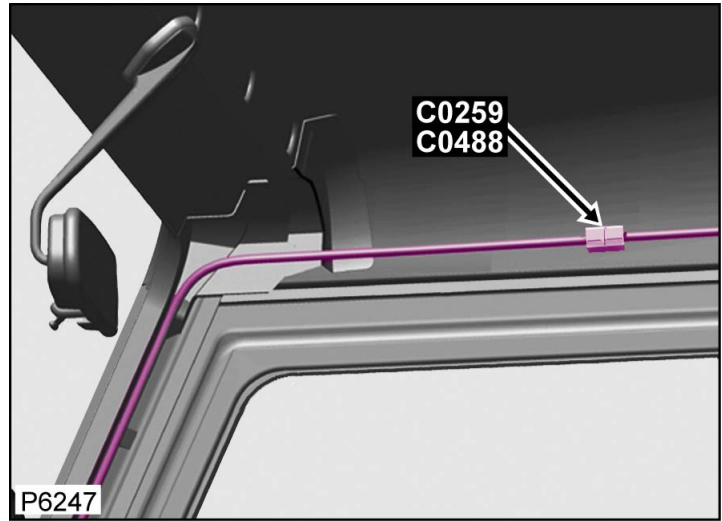


Part No.: **YPCI0544**

Colour: **LIGHT GREY**

Cavities: **10WY**

Harness: **ROOF FRONT HARNESS**



**Wire Chart**

CAV	TERMINAL	CSA	COL	CCT	DESTN
1	YPJ10002	0.5D	B	902	C1991
1	YPJ10002	0.5D	B	903	C1209
1	YPJ10002	0.5D	B	904	C1210
2	YPJ10001	1.0D	PW	902	C0357
2	YPJ10001	1.0D	PW	903	C0356
2	YPJ10001	1.0D	PW	904	C0355
3	YPJ10001	1.0D	PN	902	C0357
3	YPJ10001	1.0D	PN	903	C0356
3	YPJ10001	1.0D	PN	904	C0355
4	YPJ10002	0.5D	PU	902	C0615
4	YPJ10002	0.5D	PU	903	C1992
4	YPJ10002	0.5D	PU	909	C1993
4	YPJ10002	0.5D	PU	910	C1994
5	YPJ10006	1.5D	K	905	C1986
5	YPJ10006	1.5D	K	906	C1987

**Service Repair Kits**

CSA	0.30- 0.50 CSA	
<b>Cavities: 1-4,8-10</b>		
418-549-46	SRK ITEM DS090 FAMILY 1.0CSA	I
418-112	SRK ITEM	I
418-104	SRK ITEM R/B	I
418-107	SRK ITEM PIDG RED	I
418-117	SRK ITEM	I
418-116A	SRK ITEM	I
VUB001650		

CSA	1.50- 2.00 CSA	
<b>Cavities: 5,6</b>		
418-549-47	SRK ITEM DS090 FAMILY 2.0CSA	I
418-113	SRK ITEM	I
418-104	SRK ITEM R/B	I

5	YPJ10006	1.5D	K	907	C1984
5	YPJ10006	1.5D	K	908	C0617
6	YPJ10006	1.5D	O	905	C1986
6	YPJ10006	1.5D	O	906	C1987
6	YPJ10006	1.5D	O	907	C1984
6	YPJ10006	1.5D	O	908	C0617
8	YPJ10002	0.5D	BN	901	C0359
8	YPJ10002	0.5D	BN	900	C0719
9	YPJ10002	0.5D	B	901	C0359
9	YPJ10002	0.5D	B	900	C0719
10	YPJ10002	0.5D	WB	901	C0359
10	YPJ10002	0.5D	WB	900	C0719

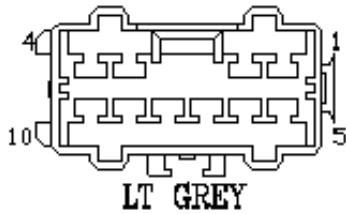
418-108	SRK ITEM PIDG BLUE	I
418-117	SRK ITEM	I
418-116A	SRK ITEM	I
VUB001660		

**Connector: C0259**

**Description: Roof harness to main harness**

**Location: Headlining - Front RH side**

**Qualifier:**

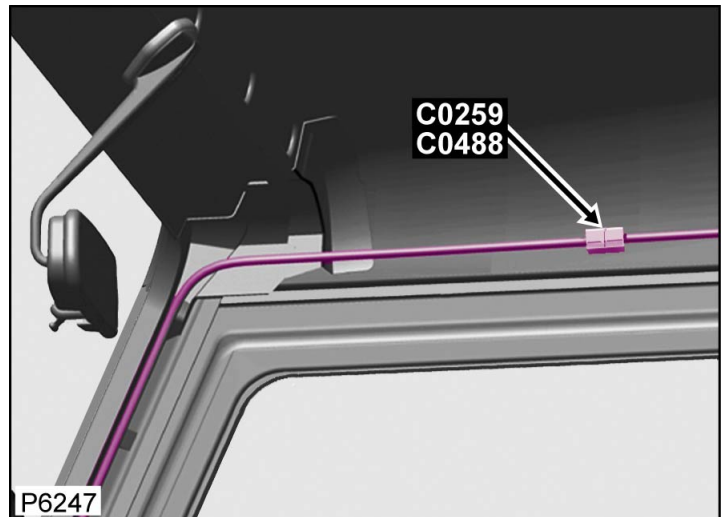


**Part No.: YPCI0544**

**Colour: LIGHT GREY**

**Cavities: 10WY**

**Harness: ROOF FRONT HARNESS**



**Wire Chart**

CAV	TERMINAL	CSA	COL	CCT	DESTN
1	YPJ10002	0.5D	B	902	C1991
1	YPJ10002	0.5D	B	903	C1209
1	YPJ10002	0.5D	B	904	C1210
2	YPJ10001	1.0D	PW	902	C0357

**Service Repair Kits**

CSA	0.30- 0.50 CSA	
<b>Cavities: 1-4,8-10</b>		
418-549-46	SRK ITEM DS090 FAMILY 1.0CSA	I
418-112	SRK ITEM	I

2	YPJ10001	1.0D	PW	903	C0356
2	YPJ10001	1.0D	PW	904	C0355
3	YPJ10001	1.0D	PN	902	C0357
3	YPJ10001	1.0D	PN	903	C0356
3	YPJ10001	1.0D	PN	904	C0355
4	YPJ10002	0.5D	PU	902	C0615
4	YPJ10002	0.5D	PU	903	C1992
4	YPJ10002	0.5D	PU	909	C1993
4	YPJ10002	0.5D	PU	910	C1994
5	YPJ10006	1.5D	K	905	C1986
5	YPJ10006	1.5D	K	906	C1987
5	YPJ10006	1.5D	K	907	C1984
5	YPJ10006	1.5D	K	908	C0617
6	YPJ10006	1.5D	O	905	C1986
6	YPJ10006	1.5D	O	906	C1987
6	YPJ10006	1.5D	O	907	C1984
6	YPJ10006	1.5D	O	908	C0617
8	YPJ10002	0.5D	BN	901	C0359
8	YPJ10002	0.5D	BN	900	C0719
9	YPJ10002	0.5D	B	901	C0359
9	YPJ10002	0.5D	B	900	C0719
10	YPJ10002	0.5D	WB	901	C0359
10	YPJ10002	0.5D	WB	900	C0719

418-104	SRK ITEM R/B	I
418-107	SRK ITEM PIDG RED	I
418-117	SRK ITEM	I
418-116A	SRK ITEM	I
VUB001650		

<b>CSA</b>	<b>1.50- 2.00 CSA</b>	
<b>Cavities: 5,6</b>		
418-549-47	SRK ITEM DS090 FAMILY 2.0CSA	I
418-113	SRK ITEM	I
418-104	SRK ITEM R/B	I
418-108	SRK ITEM PIDG BLUE	I
418-117	SRK ITEM	I
418-116A	SRK ITEM	I
VUB001660		

[Click here to print](#)

Connector: **C0266L**

Description: **Switch-Door-LH**

Location: **LH 'A' post**

Qualifier:

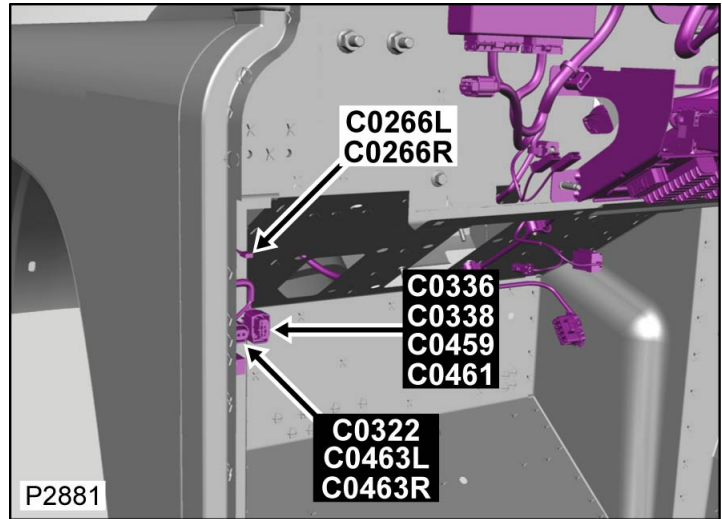


Part No.: **ADU8339**

Colour: **NATURAL**

Cavities: **I WY**

Harness: **MAIN LH + RH HARNESS**



**Wire Chart**

CAV	TERMINAL	CSA	COL	CCT	DESTN
I	AFU3262	0.5H	SW	22L	C0061L

**Service Repair Kits**

CSA	0.30- 0.81 CSA	
<b>Cavities: I</b>		
418-549-44	SRK ITEM 250 POSI-LOCK FAMILY 1.0CSA	I
418-112	SRK ITEM	I
418-104	SRK ITEM R/B	I
418-107	SRK ITEM PIDG RED	I
418-117	SRK ITEM	I
418-116A	SRK ITEM	I
VUB001560		

Connector: **C0266L**

Description: **Switch-Door-LH**

Location: **LH 'A' post**

Qualifier:

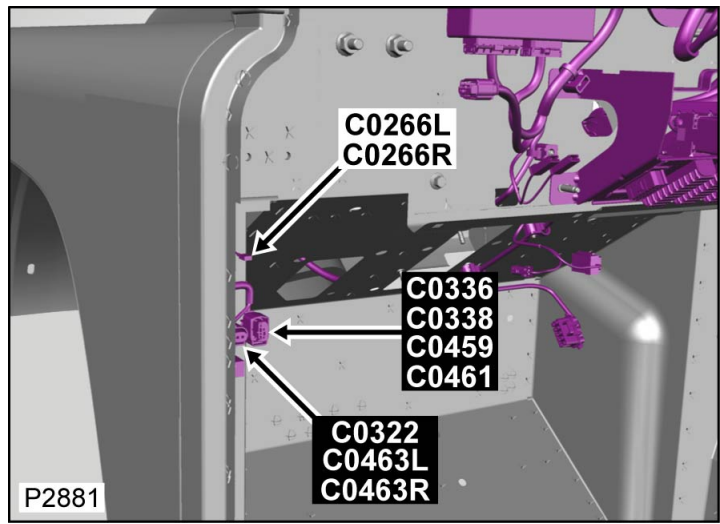


**Part No.: ADU8339**

**Colour: NATURAL**

**Cavities: IWY**

**Harness: MAIN LH + RH HARNESS**



**Wire Chart**

CAV	TERMINAL	CSA	COL	CCT	DESTN
I	AFU3262	0.5H	SW	22L	C0061L

**Service Repair Kits**

CSA	0.30- 0.81 CSA	
<b>Cavities: I</b>		
418-549-44	SRK ITEM 250 POSI-LOCK FAMILY 1.0CSA	I
418-112	SRK ITEM	I
418-104	SRK ITEM R/B	I
418-107	SRK ITEM PIDG RED	I
418-117	SRK ITEM	I
418-116A	SRK ITEM	I
VUB001560		

[Click here to print](#)

Connector: **C0266R**

Description: **Switch-Door-LH**

Location: **LH 'A' post**

Qualifier:

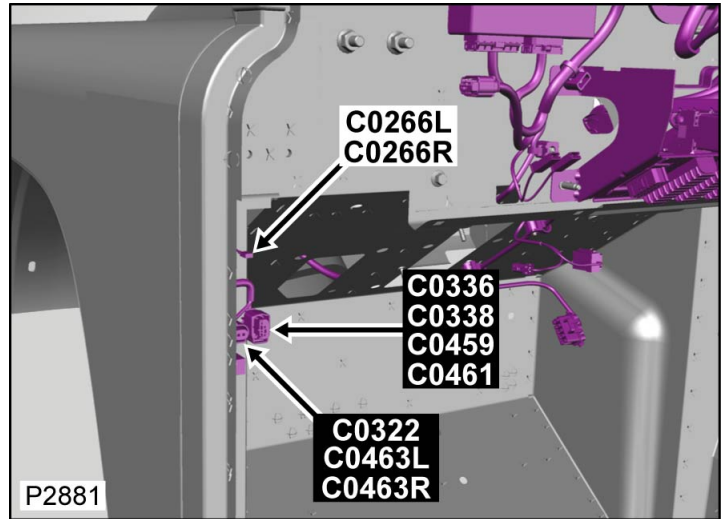


Part No.: **ADU8339**

Colour: **NATURAL**

Cavities: **IWY**

Harness: **MAIN LH + RH HARNESS**



**Wire Chart**

CAV	TERMINAL	CSA	COL	CCT	DESTN
I	AFU3262	0.5H	PU	22R	S/JOINT SJ54

**Service Repair Kits**

CSA	0.30- 0.81 CSA	
<b>Cavities: I</b>		
418-549-44	SRK ITEM 250 POSI-LOCK FAMILY 1.0CSA	I
418-112	SRK ITEM	I
418-104	SRK ITEM R/B	I
418-107	SRK ITEM PIDG RED	I
418-117	SRK ITEM	I
418-116A	SRK ITEM	I
VUB001560		

Connector: **C0266R**

Description: **Switch-Door-LH**

Location: **LH 'A' post**

Qualifier:

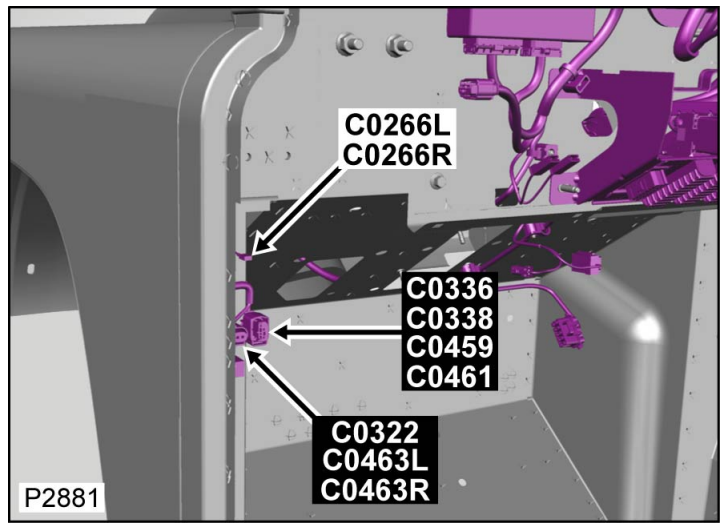


**Part No.: ADU8339**

**Colour: NATURAL**

**Cavities: IWY**

**Harness: MAIN LH + RH HARNESS**



**Wire Chart**

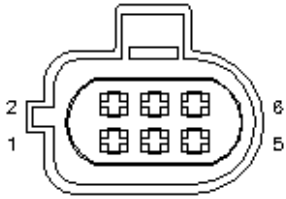
CAV	TERMINAL	CSA	COL	CCT	DESTN
I	AFU3262	0.5H	PU	22R	S/JOINT SJ54

**Service Repair Kits**

CSA	0.30- 0.81 CSA	
<b>Cavities: I</b>		
418-549-44	SRK ITEM 250 POSI-LOCK FAMILY 1.0CSA	I
418-112	SRK ITEM	I
418-104	SRK ITEM R/B	I
418-107	SRK ITEM PIDG RED	I
418-117	SRK ITEM	I
418-116A	SRK ITEM	I
VUB001560		

[Click here to print](#)

Connector: **C0272**



GREY

Part No.: **YPC911180**

Colour: **GREY**

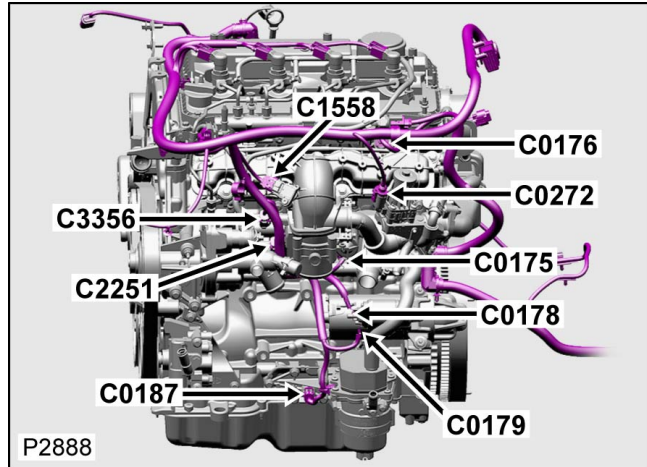
Cavities: **6WY**

Harness: **ENGINE DIESEL HARNESS**

Description: **Throttle-EGR-Inlet**

Location: **LH side of engine**

Qualifier:



**Wire Chart**

CAV	TERMINAL	CSA	COL	CCT	DESTN
1	YPL905100	0.75	WP	254	C0411
2	YPL905100	0.5	SW	254	C0411
4	YPL905100	0.5	GP	254	C0411
5	YPL905100	0.75	YU	254	C0411
6	YPL905100	0.5	SU	254	C0411

**Service Repair Kits**

Refer to Harness Repair information

Se référer aux informations de réparation de faisceau

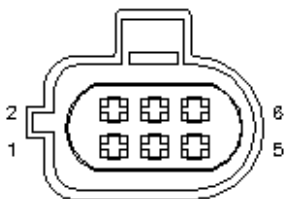
Siehe Informationen über Kabelbaumreparaturen

Vedere le informazioni che trattano le operazioni di riparazione del cablaggio

Remítase a la información sobre reparación de mazos de cables

Raadpleeg de informatie over kabelboomreparaties

Connector: **C0272**



GREY

Part No.: **YPC911180**

Colour: **GREY**

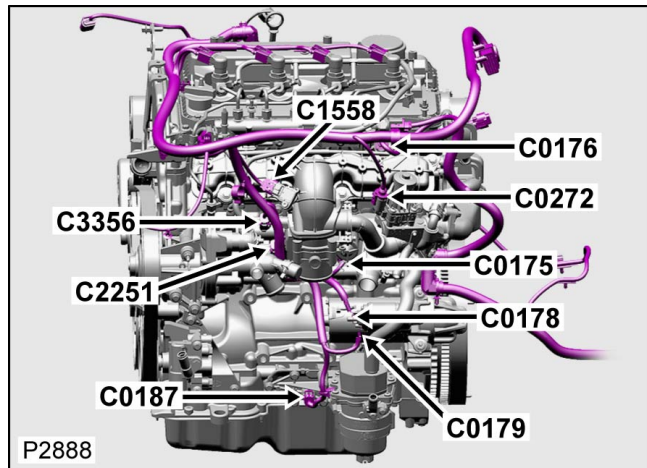
Cavities: **6WY**

Harness: **ENGINE DIESEL HARNESS**

Description: **Throttle-EGR-Inlet**

Location: **LH side of engine**

Qualifier:



**Wire Chart**

CAV	TERMINAL	CSA	COL	CCT	DESTN
1	YPL905100	0.75	WP	254	C0411
2	YPL905100	0.5	SW	254	C0411

**Service Repair Kits**

Refer to Harness Repair information

Se référer aux informations de réparation de faisceau

Siehe Informationen über Kabelbaumreparaturen

4	YPL905100	0.5	GP	254	C0411
5	YPL905100	0.75	YU	254	C0411
6	YPL905100	0.5	SU	254	C0411

Wieke Informationen über Kabelboomreparaturen

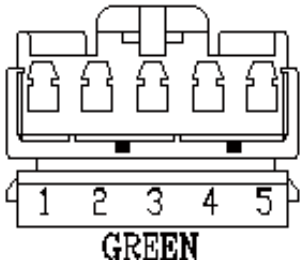
Vedere le informazioni che trattano le operazioni  
di riparazione del cablaggio

Remítase a la información sobre reparación de  
mazos de cables

Raadpleeg de informatie over kabelboomreparaties

[Click here to print](#)

Connector: **C0275**



Part No.: **YPCI0526**

Colour: **GREEN**

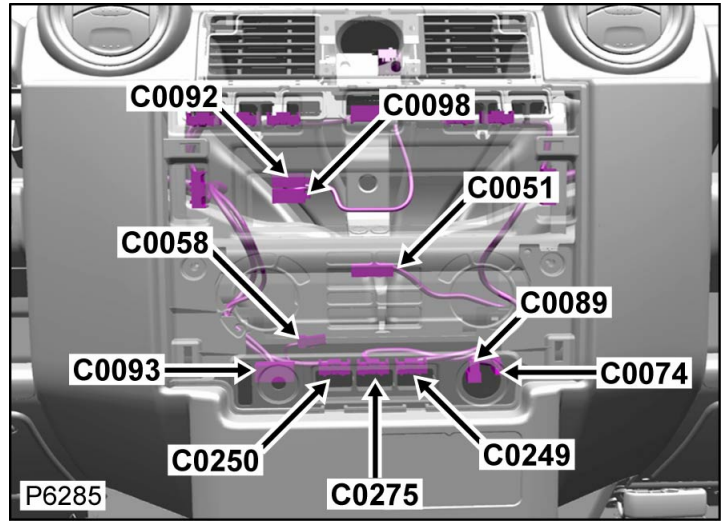
Cavities: **5WY**

Harness: **MAIN LH + RH HARNESS**

Description: **Switch pack-Air-conditioning (A/C)**

Location: **Instrument panel-Center**

Qualifier:



**Wire Chart**

CAV	TERMINAL	CSA	COL	CCT	DESTN
1	AFU3753	1.0D	WG	I4L	C0580L
1	AFU3753	1.0D	WG	I4R	C0580R
2	AFU3752	0.5D	RO	I4	C0286
4	AFU3753	1.0D	BS	I4	S/JOINT SJ21
5	AFU3753	1.0D	B	I4	S/JOINT SJ14

**Service Repair Kits**

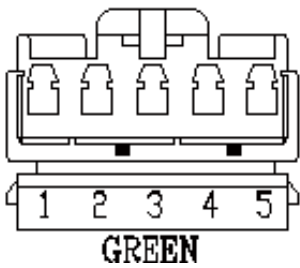
CSA	0.75- 1.50 CSA	
<b>Cavities: 1,2,4,5</b>		
418-549-62	SRK ITEM MULTILOCK 070 FAMILY 1.5CSA	1
418-112	SRK ITEM	1
418-104	SRK ITEM R/B	1
418-107	SRK ITEM PIDG RED	1
418-116A	SRK ITEM	1
VUB002010		

Connector: **C0275**

Description: **Switch pack-Air-conditioning (A/C)**

Location: **Instrument panel-Center**

Qualifier:

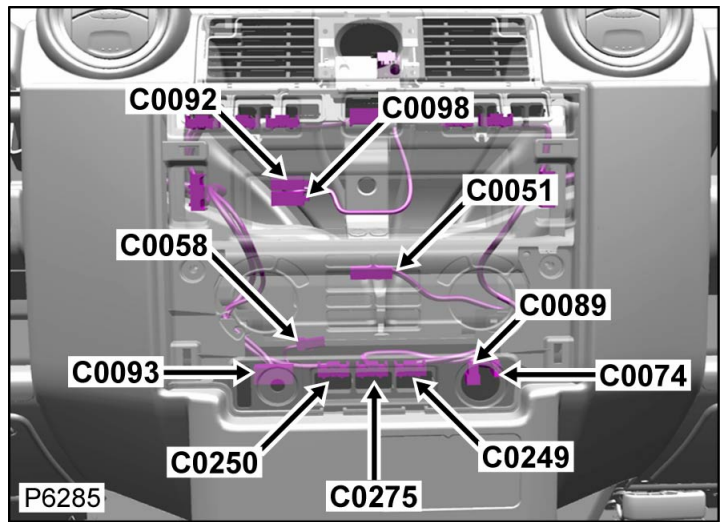


**Part No.: YPCI0526**

**Colour: GREEN**

**Cavities: 5WY**

**Harness: MAIN LH + RH HARNESS**



**Wire Chart**

CAV	TERMINAL	CSA	COL	CCT	DESTN
1	AFU3753	1.0D	WG	14L	C0580L
1	AFU3753	1.0D	WG	14R	C0580R
2	AFU3752	0.5D	RO	14	C0286
4	AFU3753	1.0D	BS	14	S/JOINT SJ21
5	AFU3753	1.0D	B	14	S/JOINT SJ14

**Service Repair Kits**

CSA	0.75- 1.50 CSA	
<b>Cavities: 1,2,4,5</b>		
418-549-62	SRK ITEM MULTILOCK 070 FAMILY 1.5CSA	1
418-112	SRK ITEM	1
418-104	SRK ITEM R/B	1
418-107	SRK ITEM PIDG RED	1
418-116A	SRK ITEM	1
VUB002010		

[Click here to print](#)

Connector: **C0278**

Description: **Switch-Wash/wipe-Windscreen**

Location: **Underside of steering column**

Qualifier:




NATURAL

Part No.: **YPCI0038**

Colour: **NATURAL**

Cavities: **6WY**

Harness: **MAIN LH + RH HARNESS**



**Wire Chart**

CAV	TERMINAL	CSA	COL	CCT	DESTN
1	YPL10002	2.0D	ULG	200R	C0030
2	YPL10002	1.5D	LGB	200R	C0285
3	YPL10002	1.5D	WG	200R	C0303R
4	YPL10002	2.0D	YLG	200R	C0303R
5	YPL10002	2.0D	RLG	200R	C0030
6	YPL10002	2.0D	WG	200R	S/JOINT SJ32

**Service Repair Kits**

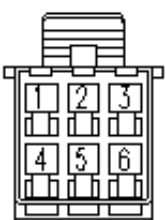
CSA	1.50- 2.00 CSA	
<b>Cavities: 1,2-6</b>		
418-549-48	SRK ITEM DS090 FAMILY 2.0CSA	I
418-113	SRK ITEM	I
418-104	SRK ITEM R/B	I
418-108	SRK ITEM PIDG BLUE	I
418-117	SRK ITEM	I
418-116A	SRK ITEM	I
VUB001670		

Connector: **C0278**

Description: **Switch-Wash/wipe-Windscreen**

Location: **Underside of steering column**

Qualifier:




NATURAL

Part No.: **YPCI0038**

**Colour: NATURAL**

**Cavities: 6WY**

**Harness: MAIN LH + RH HARNESS**



**Wire Chart**

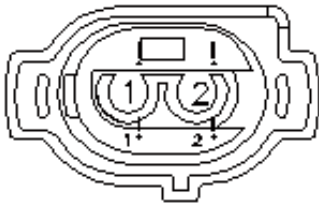
CAV	TERMINAL	CSA	COL	CCT	DESTN
1	YPL10002	2.0D	ULG	200R	C0030
2	YPL10002	1.5D	LGB	200R	C0285
3	YPL10002	1.5D	WG	200R	C0303R
4	YPL10002	2.0D	YLG	200R	C0303R
5	YPL10002	2.0D	RLG	200R	C0030
6	YPL10002	2.0D	WG	200R	S/JOINT SJ32

**Service Repair Kits**

CSA	1.50- 2.00 CSA	
<b>Cavities: 1,2-6</b>		
418-549-48	SRK ITEM DS090 FAMILY 2.0CSA	1
418-113	SRK ITEM	1
418-104	SRK ITEM R/B	1
418-108	SRK ITEM PIDG BLUE	1
418-117	SRK ITEM	1
418-116A	SRK ITEM	1
VUB001670		

[Click here to print](#)

Connector: **C0280A**



BLACK

Part No.: **YPCI10300**

Colour: **BLACK**


Cavities: **2WY**

Harness: **MAIN LH + RH HARNESS**

Description: **Fan-Condenser**

Location: **In front of the radiator**

Qualifier:



#### Wire Chart

CAV	TERMINAL	CSA	COL	CCT	DESTN
1	YPE100330	2.5D	BG	14	C3764
2	YPE100330	2.0D	B	14	C0550

#### Service Repair Kits

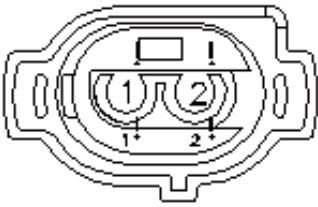
CSA	1.01 - 2.50 CSA	
<b>Cavities: 1,2</b>		
418-549-16	SRK ITEM 2.5MM SYSTEM FAMILY 2.5CSA	1
418-113	SRK ITEM	1
418-104	SRK ITEM R/B	1
418-108	SRK ITEM PIDG BLUE	1
418-117	SRK ITEM	1
418-116A	SRK ITEM	1
418-613	SRK ITEM 2.5MM SYSTEM ROUND FAMILY	1
VUB500200		

Connector: **C0280A**

Description: **Fan-Condenser**

Location: **In front of the radiator**

Qualifier:




**BLACK**

**Part No.: YPE110300**

**Colour: BLACK**

**Cavities: 2WY**

**Harness: MAIN LH + RH HARNESS**



**Wire Chart**

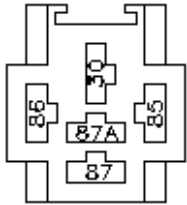
CAV	TERMINAL	CSA	COL	CCT	DESTN
1	YPE100330	2.5D	BG	14	C3764
2	YPE100330	2.0D	B	14	C0550

**Service Repair Kits**

CSA	1.01 - 2.50 CSA	
<b>Cavities: 1,2</b>		
418-549-16	SRK ITEM 2.5MM SYSTEM FAMILY 2.5CSA	1
418-113	SRK ITEM	1
418-104	SRK ITEM R/B	1
418-108	SRK ITEM PIDG BLUE	1
418-117	SRK ITEM	1
418-116A	SRK ITEM	1
418-613	SRK ITEM 2.5MM SYSTEM ROUND FAMILY	1
VUB500200		

[Click here to print](#)

Connector: **C0282L**



YELLOW

Part No.: **AFU327I**

Colour: **YELLOW**

Cavities: **5WY**

Harness: **MAIN LH + RH HARNESS**

**Wire Chart**

CAV	TERMINAL	CSA	COL	CCT	DESTN
30	YPLI0045	2.5D	UR	I39L	C3764
85	AFU3119	0.5D	B	I39L	C0289
86	AFU3119	0.5D	WG	I39L	C0285
87	AFU3120	2.0D	U	I39L	S/JOINT Sj38

**Service Repair Kits**

Refer to Harness Repair information

Se référer aux informations de réparation de faisceau

Siehe Informationen über Kabelbaumreparaturen

Vedere le informazioni che trattano le operazioni di riparazione del cablaggio

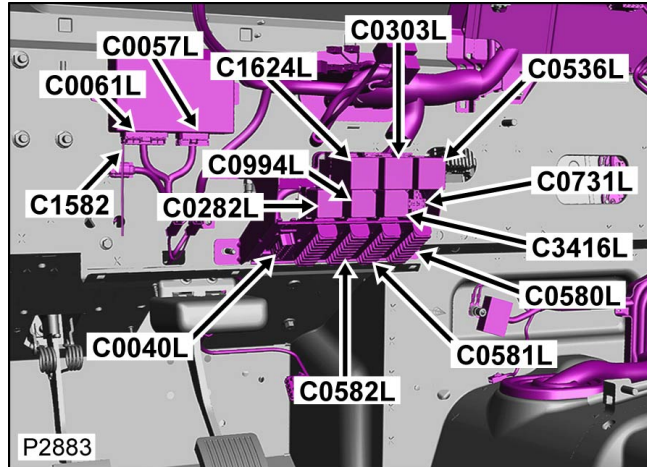
Remítase a la información sobre reparación de mazos de cables

Raadpleeg de informatie over kabelboomreparaties

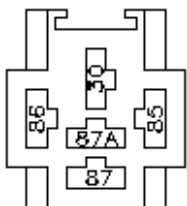
Description: **Relay-Headlamp**

Location: **Behind LH side of Instrument panel**

Qualifier: **LHD condition illustrated**



Connector: **C0282L**



YELLOW

Part No.: **AFU327I**

Colour: **YELLOW**

Cavities: **5WY**

Harness: **MAIN LH + RH HARNESS**

**Wire Chart**

CAV	TERMINAL	CSA	COL	CCT	DESTN
30	YPLI0045	2.5D	UR	I39L	C3764
85	AFU3119	0.5D	B	I39L	C0289

**Service Repair Kits**

Refer to Harness Repair information

Se référer aux informations de réparation de faisceau

Siehe Informationen über Kabelbaumreparaturen

86	AFU3119	0.5D	WG	I39L	C0285
87	AFU3120	2.0D	U	I39L	S/JOINT SJ38

Wieke Informatie over kabelboomreparaties

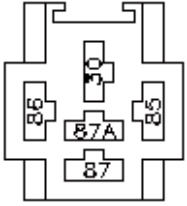
Vedere le informazioni che trattano le operazioni  
di riparazione del cablaggio

Remítase a la información sobre reparación de  
mazos de cables

Raadpleeg de informatie over kabelboomreparaties

[Click here to print](#)

Connector: **C0282R**



YELLOW

Part No.: **AFU327I**

Colour: **YELLOW**

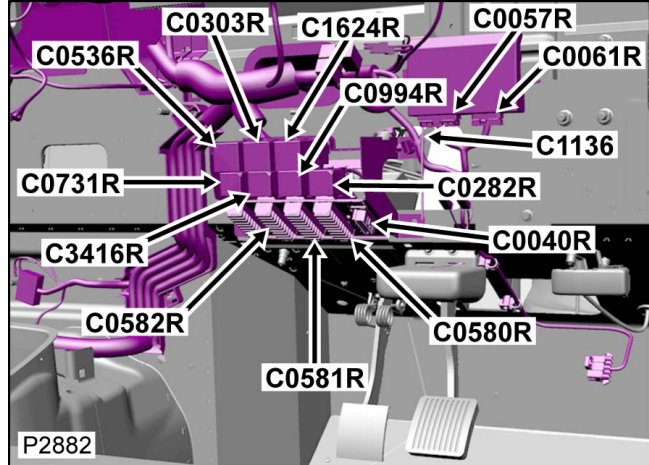
Cavities: **5WY**

Harness: **MAIN LH + RH HARNESS**

Description: **Relay-Headlamp**

Location: **Behind RH side of Instrument panel**

Qualifier: **RHD condition illustrated**



**Wire Chart**

CAV	TERMINAL	CSA	COL	CCT	DESTN
30	YPLI0045	2.5D	UR	200R	C3764
85	AFU3119	0.5D	B	200R	C0289
86	AFU3119	0.5D	WG	200R	C0285
87	YPLI0045	2.5D	U	200R	S/JOINT Sj6I

**Service Repair Kits**

Refer to Harness Repair information

Se référer aux informations de réparation de faisceau

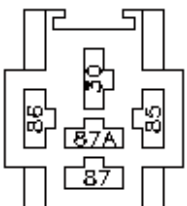
Siehe Informationen über Kabelbaumreparaturen

Vedere le informazioni che trattano le operazioni di riparazione del cablaggio

Remítase a la información sobre reparación de mazos de cables

Raadpleeg de informatie over kabelboomreparaties

Connector: **C0282R**



YELLOW

Part No.: **AFU327I**

Colour: **YELLOW**

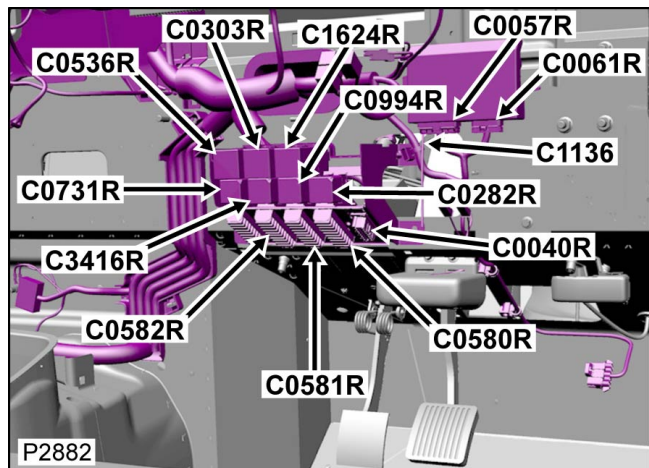
Cavities: **5WY**

Harness: **MAIN LH + RH HARNESS**

Description: **Relay-Headlamp**

Location: **Behind RH side of Instrument panel**

Qualifier: **RHD condition illustrated**



**Wire Chart**

CAV	TERMINAL	CSA	COL	CCT	DESTN
30	YPLI0045	2.5D	UR	200R	C3764
85	AFU3119	0.5D	B	200R	C0289

**Service Repair Kits**

Refer to Harness Repair information

Se référer aux informations de réparation de faisceau

Siehe Informationen über Kabelbaumreparaturen

86	AFU3119	0.5D	WG	200R	C0285
87	YPL10045	2.5D	U	200R	S/JOINT SJ61

Wieke Informatie over kabelboomreparaties

Vedere le informazioni che trattano le operazioni  
di riparazione del cablaggio

Remítase a la información sobre reparación de  
mazos de cables

Raadpleeg de informatie over kabelboomreparaties


[Click here to print](#)

Connector: **C0285**

Description: **Header**

Location: **Behind center of Instrument panel**

Qualifier:



Part No.: **YQC10004**

Colour: **YELLOW**

Cavities: **20WY**

Harness: **MAIN LH + RH HARNESS**

Wire Chart

CAV	TERMINAL	CSA	COL	CCT	DESTN
1	AFU3572	0.5D	WG	200R	C1040R
1	AFU3572	0.5D	WG	139L	C1040L
2	AFU3572	0.5D	WG	499	C0072
3	AFU3572	0.5D	WG	139L	C0580L
3	AFU3572	0.5D	WG	200R	C0580R
4	AFU3572	0.5D	WG	499	C0285
5	AFU3572	0.5D	WG	499	C0285
6	AFU3572	0.5D	WG	247L	C3416L
6	AFU3572	0.5D	WG	247R	C3416R
6	AFU3572	0.5D	WG	95L	C3416L
6	AFU3572	0.5D	WG	95R	C3416R
7	AFU3572	0.5D	WG	766R	C1624R
7	AFU3572	0.5D	WG	766L	C1624L
8	AFU3572	0.5D	WG	139L	C0282L
8	AFU3572	0.5D	WG	200R	C0282R

Service Repair Kits

CSA	0.20- 0.50 CSA	
<b>Cavities: 1-11,13-15</b>		
418-549-45	SRK ITEM DS090 FAMILY 1.5CSA	1
418-112	SRK ITEM	1
418-104	SRK ITEM R/B	1
418-107	SRK ITEM PIDG RED	1
418-117	SRK ITEM	1
418-116A	SRK ITEM	1
VUB001640		

CSA	1.50- 2.00 CSA	
<b>Cavities: 17,18,19</b>		
418-549-48	SRK ITEM DS090 FAMILY 2.0CSA	1
418-113	SRK ITEM	1
418-104	SRK ITEM R/B	1

9	AFU3572	0.5D	WG	768R	C0061R
9	AFU3572	0.5D	WG	768L	C0061L
10	AFU3572	0.5D	WG	22L	C0580L
10	AFU3572	0.5D	WG	22R	C0580R
11	AFU3572	0.5D	B	22L	C1264L
11	AFU3572	0.5D	B	22R	C1264R
13	AFU3572	0.5D	WB	200R	C1040R
13	AFU3572	0.5D	WB	139L	C1040L
14	AFU3572	0.5D	WB	499	C3766
15	AFU3572	0.5D	WB	499	C0072
17	YPL10002	1.5D	LGB	139L	C1264L
17	YPL10002	1.5D	LGB	200R	C1264R
18	YPL10002	1.5D	LGB	200R	C0278
18	YPL10002	1.5D	LGB	139L	C1740
19	YPL10002	1.5D	LGB	139L	C0303L
19	YPL10002	1.5D	LGB	200R	C0303R

418-108	SRK ITEM PIDG BLUE	I
418-117	SRK ITEM	I
418-116A	SRK ITEM	I
VUB001670		

**Connector: C0285**

**Description: Header**

**Location: Behind center of Instrument panel**

**Qualifier:**




**Part No.: YQC10004**

**Colour: YELLOW**

**Cavities: 20WY**

**Harness: MAIN LH + RH HARNESS**



**Wire Chart**

CAV	TERMINAL	CSA	COL	CCT	DESTN

**Service Repair Kits**

CSA	
	0.20- 0.50 CSA

1	AFU3572	0.5D	WG	200R	C1040R
1	AFU3572	0.5D	WG	139L	C1040L
2	AFU3572	0.5D	WG	499	C0072
3	AFU3572	0.5D	WG	139L	C0580L
3	AFU3572	0.5D	WG	200R	C0580R
4	AFU3572	0.5D	WG	499	C0285
5	AFU3572	0.5D	WG	499	C0285
6	AFU3572	0.5D	WG	247L	C3416L
6	AFU3572	0.5D	WG	247R	C3416R
6	AFU3572	0.5D	WG	95L	C3416L
6	AFU3572	0.5D	WG	95R	C3416R
7	AFU3572	0.5D	WG	766R	C1624R
7	AFU3572	0.5D	WG	766L	C1624L
8	AFU3572	0.5D	WG	139L	C0282L
8	AFU3572	0.5D	WG	200R	C0282R
9	AFU3572	0.5D	WG	768R	C0061R
9	AFU3572	0.5D	WG	768L	C0061L
10	AFU3572	0.5D	WG	22L	C0580L
10	AFU3572	0.5D	WG	22R	C0580R
11	AFU3572	0.5D	B	22L	C1264L
11	AFU3572	0.5D	B	22R	C1264R
13	AFU3572	0.5D	WB	200R	C1040R
13	AFU3572	0.5D	WB	139L	C1040L
14	AFU3572	0.5D	WB	499	C3766
15	AFU3572	0.5D	WB	499	C0072
17	YPL10002	1.5D	LGB	139L	C1264L

<b>Cavities: 1-11,13-15</b>		
418-549-45	SRK ITEM DS090 FAMILY 1.5CSA	I
418-112	SRK ITEM	I
418-104	SRK ITEM R/B	I
418-107	SRK ITEM PIDG RED	I
418-117	SRK ITEM	I
418-116A	SRK ITEM	I
VUB001640		

<b>CSA</b>	<b>1.50- 2.00 CSA</b>	
<b>Cavities: 17,18,19</b>		
418-549-48	SRK ITEM DS090 FAMILY 2.0CSA	I
418-113	SRK ITEM	I
418-104	SRK ITEM R/B	I
418-108	SRK ITEM PIDG BLUE	I
418-117	SRK ITEM	I
418-116A	SRK ITEM	I
VUB001670		

17	YPL10002	1.5D	LGB	200R	C1264R
18	YPL10002	1.5D	LGB	200R	C0278
18	YPL10002	1.5D	LGB	139L	C1740
19	YPL10002	1.5D	LGB	139L	C0303L
19	YPL10002	1.5D	LGB	200R	C0303R


[Click here to print](#)

Connector: **C0286**

Description: **Header**

Location: **Behind center of Instrument panel**

Qualifier:



Part No.: **YQC10002**

Colour: **GREY**

Cavities: **20WY**

Harness: **MAIN LH + RH HARNESS**

**Wire Chart**

CAV	TERMINAL	CSA	COL	CCT	DESTN
1	AFU3560	1.0D	RO	200R	C0581R
1	AFU3560	1.0D	RO	139L	C0581L
2	AFU3572	0.5D	RO	248	C0242
3	AFU3572	0.5D	RO	248	C0321
4	AFU3572	0.5D	RO	499	S/JOINT Sj67
5	AFU3572	0.5D	RO	107	C0093
6	AFU3572	0.5D	RO	107	C0093
7	AFU3560	1.0D	RO	107L	C1264L
7	AFU3560	1.0D	RO	107R	C1264R
8	AFU3572	0.5D	RO	499	C0286
9	AFU3572	0.5D	OW	22R	C0057R
9	AFU3572	0.5D	OW	22L	C0057L
10	AFU3572	0.5D	OW	22R	C0731R
10	AFU3572	0.5D	OW	22L	C0731L
11	AFU3572	0.5D	B	22L	C1264L

**Service Repair Kits**

CSA	0.20- 0.50 CSA	
<b>Cavities: 1-11,13-18</b>		
418-549-45	SRK ITEM DS090 FAMILY 1.5CSA	1
418-112	SRK ITEM	1
418-104	SRK ITEM R/B	1
418-107	SRK ITEM PIDG RED	1
418-117	SRK ITEM	1
418-116A	SRK ITEM	1
VUB001640		

11	AFU3572	0.5D	B	22R	C1264R
13	AFU3572	0.5D	RO	499	C0286
14	AFU3560	1.0D	RO	107	C1266
15	AFU3572	0.5D	RO	139L	C0064
15	AFU3572	0.5D	RO	200R	C1741
16	AFU3572	0.5D	RO	499	S/JOINT SJ68
17	AFU3572	0.5D	RO	766	S/JOINT SJ76
18	AFU3572	0.5D	RO	14	C0275

**Connector: C0286**

**Description: Header**

**Location: Behind center of Instrument panel**

**Qualifier:**




**Part No.: YQC10002**

**Colour: GREY**

**Cavities: 20WY**

**Harness: MAIN LH + RH HARNESS**



**Wire Chart**

CAV	TERMINAL	CSA	COL	CCT	DESTN
1	AFU3560	1.0D	RO	200R	C0581R
1	AFU3560	1.0D	RO	139L	C0581L
2	AFU3572	0.5D	RO	248	C0242
3	AFU3572	0.5D	RO	248	C0321
4	AFU3572	0.5D	RO	499	S/JOINT SJ67
5	AFU3572	0.5D	RO	107	C0093

**Service Repair Kits**

CSA	0.20- 0.50 CSA	
<b>Cavities: 1-11,13-18</b>		
418-549-45	SRK ITEM DS090 FAMILY 1.5CSA	1
418-112	SRK ITEM	1
418-104	SRK ITEM R/B	1
418-107	SRK ITEM PIDG RED	1
418-117	SRK ITEM	1

6	AFU3572	0.5D	RO	107	C0093
7	AFU3560	1.0D	RO	107L	C1264L
7	AFU3560	1.0D	RO	107R	C1264R
8	AFU3572	0.5D	RO	499	C0286
9	AFU3572	0.5D	OW	22R	C0057R
9	AFU3572	0.5D	OW	22L	C0057L
10	AFU3572	0.5D	OW	22R	C0731R
10	AFU3572	0.5D	OW	22L	C0731L
11	AFU3572	0.5D	B	22L	C1264L
11	AFU3572	0.5D	B	22R	C1264R
13	AFU3572	0.5D	RO	499	C0286
14	AFU3560	1.0D	RO	107	C1266
15	AFU3572	0.5D	RO	139L	C0064
15	AFU3572	0.5D	RO	200R	C1741
16	AFU3572	0.5D	RO	499	S/JOINT SJ68
17	AFU3572	0.5D	RO	766	S/JOINT SJ76
18	AFU3572	0.5D	RO	14	C0275

418-116A	SRK ITEM	I
VUB001640		


[Click here to print](#)

Connector: **C0287**

Description: **Header**

Location: **Behind center of Instrument panel**

Qualifier:



Part No.: **YQC10005**

Colour: **BLUE**

Cavities: **20WY**

Harness: **MAIN LH + RH HARNESS**

Wire Chart

CAV	TERMINAL	CSA	COL	CCT	DESTN
1	AFU3560	1.0D	GR	499	C0376
2	AFU3560	1.0D	GR	499	C0096
3	AFU3572	0.5D	GR	200R	CI040R
3	AFU3572	0.5D	GR	139L	CI040L
4	AFU3572	0.5D	GR	200R	CI042
4	AFU3572	0.5D	GR	139L	CI739
5	AFU3572	0.5D	GR	22R	C0057R
5	AFU3572	0.5D	GR	22L	C0057L
6	AFU3572	0.5D	GR	139L	CI264L
6	AFU3572	0.5D	GR	200R	CI264R
7	YPL10002	1.5D	PB	200R	CI042
7	YPL10002	1.5D	PB	139L	CI739
8	YPL10002	1.5D	PS	22R	C0581R
8	YPL10002	1.5D	PB	22L	C0581L
9	AFU3560	0.75D	PB	139L	CI264L

Service Repair Kits

CSA	0.51- 1.25 CSA	
<b>Cavities: 1-6,9-20</b>		
418-549-45	SRK ITEM DS090 FAMILY 1.5CSA	I
418-112	SRK ITEM	I
418-104	SRK ITEM R/B	I
418-107	SRK ITEM PIDG RED	I
418-117	SRK ITEM	I
418-116A	SRK ITEM	I
VUB001640		

CSA	1.50- 2.00 CSA	
<b>Cavities: 7,8</b>		
418-549-48	SRK ITEM DS090 FAMILY 2.0CSA	I
418-113	SRK ITEM	I
418-104	SRK ITEM R/B	I

9	AFU3560	0.75D	PB	200R	CI264R
10	AFU3560	0.75D	PB	499	CI266
11	AFU3572	0.5D	PN	499	S/JOINT SJ60
12	AFU3572	0.5D	PN	200R	CI040R
12	AFU3572	0.5D	PN	139L	CI040L
13	AFU3572	0.5D	PN	22L	C0040L
13	AFU3572	0.5D	PN	22R	C0040R
14	AFU3572	0.5D	PN	769	S/JOINT SJ58
15	AFU3560	1.0D	GW	499	C0376
16	AFU3560	1.0D	GW	499	C0096
17	AFU3572	0.5D	GW	200R	CI040R
17	AFU3572	0.5D	GW	139L	CI040L
18	AFU3572	0.5D	GW	200R	CI042
18	AFU3572	0.5D	GW	139L	CI739
19	AFU3572	0.5D	GW	22R	C0057R
19	AFU3572	0.5D	GW	139L	C0057L
20	AFU3572	0.5D	GW	499	CI266

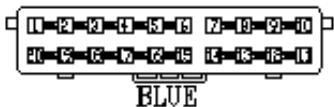
418-108	SRK ITEM PIDG BLUE	I
418-117	SRK ITEM	I
418-116A	SRK ITEM	I
VUB001670		

**Connector: C0287**

**Description: Header**

**Location: Behind center of Instrument panel**

**Qualifier:**




**Part No.: YQC10005**

**Colour: BLUE**

**Cavities: 20WY**

**Harness: MAIN LH + RH HARNESS**



**Wire Chart**

CAV	TERMINAL	CSA	COL	CCT	DESTN
1	AFU3560	1.0D	GR	499	C0376
2	AFU3560	1.0D	GR	499	C0096
3	AFU3572	0.5D	GR	200R	CI040R
3	AFU3572	0.5D	GR	139L	CI040L
4	AFU3572	0.5D	GR	200R	CI042
4	AFU3572	0.5D	GR	139L	CI739
5	AFU3572	0.5D	GR	22R	C0057R
5	AFU3572	0.5D	GR	22L	C0057L
6	AFU3572	0.5D	GR	139L	CI264L
6	AFU3572	0.5D	GR	200R	CI264R
7	YPL10002	1.5D	PB	200R	CI042
7	YPL10002	1.5D	PB	139L	CI739
8	YPL10002	1.5D	PS	22R	C0581R
8	YPL10002	1.5D	PB	22L	C0581L
9	AFU3560	0.75D	PB	139L	CI264L
9	AFU3560	0.75D	PB	200R	CI264R
10	AFU3560	0.75D	PB	499	CI266
11	AFU3572	0.5D	PN	499	S/JOINT SJ60
12	AFU3572	0.5D	PN	200R	CI040R
12	AFU3572	0.5D	PN	139L	CI040L
13	AFU3572	0.5D	PN	22L	C0040L
13	AFU3572	0.5D	PN	22R	C0040R
14	AFU3572	0.5D	PN	769	S/JOINT SJ58

**Service Repair Kits**

CSA	0.51 - 1.25 CSA	
<b>Cavities: 1-6,9-20</b>		
418-549-45	SRK ITEM DS090 FAMILY 1.5CSA	I
418-112	SRK ITEM	I
418-104	SRK ITEM R/B	I
418-107	SRK ITEM PIDG RED	I
418-117	SRK ITEM	I
418-116A	SRK ITEM	I
VUB001640		

CSA	1.50- 2.00 CSA	
<b>Cavities: 7,8</b>		
418-549-48	SRK ITEM DS090 FAMILY 2.0CSA	I
418-113	SRK ITEM	I
418-104	SRK ITEM R/B	I
418-108	SRK ITEM PIDG BLUE	I
418-117	SRK ITEM	I
418-116A	SRK ITEM	I
VUB001670		

15	AFU3560	1.0D	GW	499	C0376
16	AFU3560	1.0D	GW	499	C0096
17	AFU3572	0.5D	GW	200R	C1040R
17	AFU3572	0.5D	GW	139L	C1040L
18	AFU3572	0.5D	GW	200R	C1042
18	AFU3572	0.5D	GW	139L	C1739
19	AFU3572	0.5D	GW	22R	C0057R
19	AFU3572	0.5D	GW	139L	C0057L
20	AFU3572	0.5D	GW	499	C1266


[Click here to print](#)

Connector: **C0288**

Description: **Header**

Location: **Behind center of Instrument panel**

Qualifier:



Part No.: **YQC10003**

Colour: **ORANGE**

Cavities: **20WY**

Harness: **MAIN LH + RH HARNESS**

Wire Chart

CAV	TERMINAL	CSA	COL	CCT	DESTN
1	AFU3572	0.5D	RB	139L	C1264L
1	AFU3572	0.5D	RB	200R	C1264R
2	AFU3572	0.5D	RB	200R	C1040R
2	AFU3572	0.5D	RB	139L	C1040L
3	AFU3560	0.75D	RB	499	C0376
4	AFU3560	1.0D	RB	139L	C0581L
4	AFU3560	1.0D	RB	200R	C0581R
5	YPL10002	1.5D	GP	200R	C0075R
5	YPL10002	1.5D	GP	139L	C0075L
6	YPL10002	1.5D	GP	1	S/JOINT SJ51
6	YPL10002	1.5D	GP	151	C0376
7	AFU3560	0.75D	GP	499	C0872
8	YPL10002	1.5D	U	22	S/JOINT SJ36
10	YPL10002	1.5D	PN	22L	S/JOINT SJ40

Service Repair Kits

CSA	0.20- 0.50 CSA	
<b>Cavities: 1-4,7,12,15,17,18,20</b>		
418-549-45	SRK ITEM DS090 FAMILY 1.5CSA	1
418-112	SRK ITEM	1
418-104	SRK ITEM R/B	1
418-107	SRK ITEM PIDG RED	1
418-117	SRK ITEM	1
418-116A	SRK ITEM	1
VUB001640		

CSA	1.50- 2.00 CSA	
<b>Cavities: 5,6,8,10,11,13,14,16</b>		
418-549-48	SRK ITEM DS090 FAMILY 2.0CSA	1
418-113	SRK ITEM	1
418-104	SRK ITEM R/B	1

10	YPL10002	1.5D	PN	22R	S/JOINT SJ65
11	YPL10002	1.5D	B	499	S/JOINT SJ11
12	AFU3572	0.5D	B	200R	CI040R
12	AFU3572	0.5D	B	139L	CI040L
13	YPL10002	1.5D	B	499	C0288
14	YPL10002	1.5D	B	499	C0288
15	AFU3572	0.5D	B	139L	S/JOINT SJ46
15	AFU3572	0.5D	B	200R	S/JOINT SJ66
16	YPL10002	1.5D	B	499	CI398
17	AFU3572	0.5D	WY	499	C0091
18	AFU3572	0.5D	BW	200R	CI040R
18	AFU3572	0.5D	BW	139L	CI040L
20	AFU3572	0.5D	BW	200R	C0026R
20	AFU3572	0.5D	BW	139L	C0026L


418-108	SRK ITEM PIDG BLUE	I
418-117	SRK ITEM	I
418-116A	SRK ITEM	I
VUB001670		

**Connector: C0288**

**Description: Header**

**Location: Behind center of Instrument panel**

**Qualifier:**



**Part No.: YQC10003**

**Colour: ORANGE**

**Cavities: 20WY**

**Harness: MAIN LH + RH HARNESS**

**Wire Chart**

CAV	TERMINAL	CSA	COL	CCT	DESTN

**Service Repair Kits**

CSA	0.20- 0.50 CSA

1	AFU3572	0.5D	RB	139L	CI264L
1	AFU3572	0.5D	RB	200R	CI264R
2	AFU3572	0.5D	RB	200R	CI040R
2	AFU3572	0.5D	RB	139L	CI040L
3	AFU3560	0.75D	RB	499	C0376
4	AFU3560	1.0D	RB	139L	C0581L
4	AFU3560	1.0D	RB	200R	C0581R
5	YPL10002	1.5D	GP	200R	C0075R
5	YPL10002	1.5D	GP	139L	C0075L
6	YPL10002	1.5D	GP	I	S/JOINT SJ51
6	YPL10002	1.5D	GP	151	C0376
7	AFU3560	0.75D	GP	499	C0872
8	YPL10002	1.5D	U	22	S/JOINT SJ36
10	YPL10002	1.5D	PN	22L	S/JOINT SJ40
10	YPL10002	1.5D	PN	22R	S/JOINT SJ65
11	YPL10002	1.5D	B	499	S/JOINT SJ11
12	AFU3572	0.5D	B	200R	CI040R
12	AFU3572	0.5D	B	139L	CI040L
13	YPL10002	1.5D	B	499	C0288
14	YPL10002	1.5D	B	499	C0288
15	AFU3572	0.5D	B	139L	S/JOINT SJ46
15	AFU3572	0.5D	B	200R	S/JOINT SJ66
16	YPL10002	1.5D	B	499	CI398

<b>Cavities: 1-4,7,12,15,17,18,20</b>		
418-549-45	SRK ITEM DS090 FAMILY 1.5CSA	I
418-112	SRK ITEM	I
418-104	SRK ITEM R/B	I
418-107	SRK ITEM PIDG RED	I
418-117	SRK ITEM	I
418-116A	SRK ITEM	I
VUB001640		

<b>CSA</b>	<b>1.50- 2.00 CSA</b>	
<b>Cavities: 5,6,8,10,11,13,14,16</b>		
418-549-48	SRK ITEM DS090 FAMILY 2.0CSA	I
418-113	SRK ITEM	I
418-104	SRK ITEM R/B	I
418-108	SRK ITEM PIDG BLUE	I
418-117	SRK ITEM	I
418-116A	SRK ITEM	I
VUB001670		

17	AFU3572	0.5D	WY	499	C009I
18	AFU3572	0.5D	BW	200R	C1040R
18	AFU3572	0.5D	BW	139L	C1040L
20	AFU3572	0.5D	BW	200R	C0026R
20	AFU3572	0.5D	BW	139L	C0026L


[Click here to print](#)

Connector: **C0289**

Description: **Header**

Location: **Behind center of Instrument panel**

Qualifier:



Part No.: **YQC10002**

Colour: **GREY**

Cavities: **20WY**

Harness: **MAIN LH + RH HARNESS**

**Wire Chart**

CAV	TERMINAL	CSA	COL	CCT	DESTN
1	YPL10002	1.5D	B	248	C0321
2	YPL10002	1.5D	B	248	C0242
3	YPL10002	1.5D	B	247L	C3416L
3	YPL10002	1.5D	B	247R	C3416R
3	YPL10002	1.5D	B	95L	C3416L
3	YPL10002	1.5D	B	95R	C3416R
4	YPL10002	1.5D	B	499	C0550
5	AFU3572	0.5D	B	139L	S/JOINT SJ18
5	AFU3572	0.5D	B	200R	S/JOINT SJ19
6	AFU3572	0.5D	B	767R	C0460
6	AFU3572	0.5D	B	767L	C0459
7	AFU3572	0.5D	B	766R	C1624R
7	AFU3572	0.5D	B	766L	C1624L
8	AFU3572	0.5D	B	766L	C0994L

**Service Repair Kits**

CSA	1.50- 2.00 CSA	
<b>Cavities: 1-4,10-12,20</b>		
418-549-48	SRK ITEM DS090 FAMILY 2.0CSA	1
418-113	SRK ITEM	1
418-104	SRK ITEM R/B	1
418-108	SRK ITEM PIDG BLUE	1
418-117	SRK ITEM	1
418-116A	SRK ITEM	1
VUB001670		

CSA	0.20- 0.50 CSA	
<b>Cavities: 5-9,13-18</b>		
418-549-45	SRK ITEM DS090 FAMILY 1.5CSA	1
418-112	SRK ITEM	1
418-104	SRK ITEM R/B	1

8	AFU3572	0.5D	B	766R	C0994R
9	AFU3560	1.0D	B	499	C0089
10	YPL10002	2.0D	B	200R	C0030
10	YPL10002	2.0D	B	139L	C1510
11	YPL10002	1.5D	B	200R	C0303R
11	YPL10002	1.5D	B	139L	C0303L
12	YPL10002	2.0D	B	499	C0550
13	AFU3572	0.5D	B	107	C0093
14	AFU3572	0.5D	B	200R	C1741
14	AFU3572	0.5D	B	139L	C0064
15	AFU3572	0.5D	B	200R	C0536R
15	AFU3572	0.5D	B	139L	C0536L
16	AFU3572	0.5D	B	200R	C0282R
16	AFU3572	0.5D	B	139L	C0282L
17	AFU3572	0.5D	B	139L	C0100
18	AFU3572	0.5D	B	200R	C0031R
18	AFU3572	0.5D	B	139L	C0031L
20	YPL10002	1.5D	B	499	C0550

418-107	SRK ITEM PIDG RED	I
418-117	SRK ITEM	I
418-116A	SRK ITEM	I
VUB001640		

**Connector: C0289**

**Description: Header**

**Location: Behind center of Instrument panel**

**Qualifier:**




**Part No.: YQC10002**

**Colour: GREY**

**Cavities: 20WY**

**Harness: MAIN LH + RH HARNESS**



**Wire Chart**

CAV	TERMINAL	CSA	COL	CCT	DESTN
1	YPL10002	1.5D	B	248	C0321
2	YPL10002	1.5D	B	248	C0242
3	YPL10002	1.5D	B	247L	C3416L
3	YPL10002	1.5D	B	247R	C3416R
3	YPL10002	1.5D	B	95L	C3416L
3	YPL10002	1.5D	B	95R	C3416R
4	YPL10002	1.5D	B	499	C0550
5	AFU3572	0.5D	B	139L	S/JOINT SJ18
5	AFU3572	0.5D	B	200R	S/JOINT SJ19
6	AFU3572	0.5D	B	767R	C0460
6	AFU3572	0.5D	B	767L	C0459
7	AFU3572	0.5D	B	766R	C1624R
7	AFU3572	0.5D	B	766L	C1624L
8	AFU3572	0.5D	B	766L	C0994L
8	AFU3572	0.5D	B	766R	C0994R
9	AFU3560	1.0D	B	499	C0089
10	YPL10002	2.0D	B	200R	C0030

**Service Repair Kits**

CSA	1.50- 2.00 CSA	
<b>Cavities: 1-4,10-12,20</b>		
418-549-48	SRK ITEM DS090 FAMILY 2.0CSA	1
418-113	SRK ITEM	1
418-104	SRK ITEM R/B	1
418-108	SRK ITEM PIDG BLUE	1
418-117	SRK ITEM	1
418-116A	SRK ITEM	1
VUB001670		

CSA	0.20- 0.50 CSA	
<b>Cavities: 5-9,13-18</b>		
418-549-45	SRK ITEM DS090 FAMILY 1.5CSA	1
418-112	SRK ITEM	1
418-104	SRK ITEM R/B	1
418-107	SRK ITEM PIDG RED	1
418-117	SRK ITEM	1

10	YPL10002	2.0D	B	139L	C1510
11	YPL10002	1.5D	B	200R	C0303R
11	YPL10002	1.5D	B	139L	C0303L
12	YPL10002	2.0D	B	499	C0550
13	AFU3572	0.5D	B	107	C0093
14	AFU3572	0.5D	B	200R	C1741
14	AFU3572	0.5D	B	139L	C0064
15	AFU3572	0.5D	B	200R	C0536R
15	AFU3572	0.5D	B	139L	C0536L
16	AFU3572	0.5D	B	200R	C0282R
16	AFU3572	0.5D	B	139L	C0282L
17	AFU3572	0.5D	B	139L	C0100
18	AFU3572	0.5D	B	200R	C0031R
18	AFU3572	0.5D	B	139L	C0031L
20	YPL10002	1.5D	B	499	C0550

418-116A

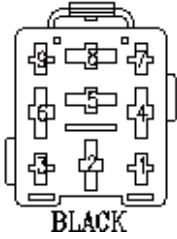
SRK ITEM

I

VUB001640

[Click here to print](#)

Connector: **C0303L**



BLACK

Part No.: **YPP10001**

Colour: **BLACK**

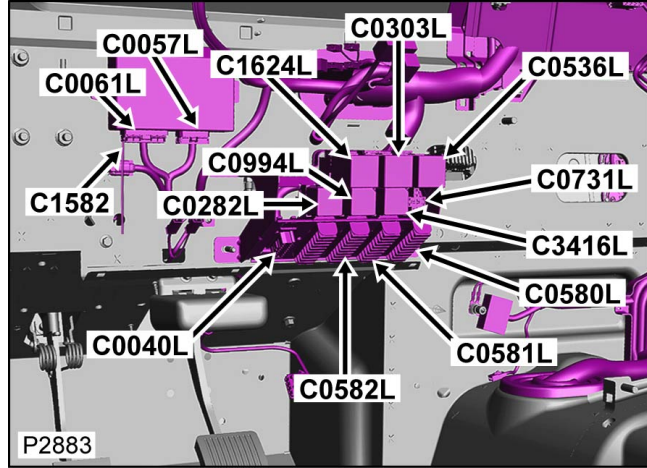
Cavities: **9WY**

Harness: **MAIN LH + RH HARNESS**

Description: **ECU-Delay-Windscreen-wiper**

Location: **Behind LH side of Instrument panel**

Qualifier: **LHD condition illustrated**



**Wire Chart**

CAV	TERMINAL	CSA	COL	CCT	DESTN
1	AGU1113	1.5D	WG	I39L	CI740
2	AFU3173	2.0D	YLG	I39L	CI740
4	AFU3173	1.5D	B	I39L	C0289
5	AFU3173	2.0D	NLG	I39L	CI510
6	AFU3173	1.5D	LGB	I39L	C0285
8	AFU3173	2.0D	WG	I39L	S/JOINT SJ45

**Service Repair Kits**

Refer to Harness Repair information

Se référer aux informations de réparation de faisceau

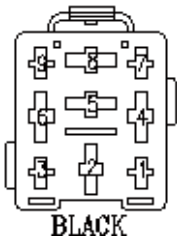
Siehe Informationen über Kabelbaumreparaturen

Vedere le informazioni che trattano le operazioni di riparazione del cablaggio

Remítase a la información sobre reparación de mazos de cables

Raadpleeg de informatie over kabelboomreparaties

Connector: **C0303L**



BLACK

Part No.: **YPP10001**

Colour: **BLACK**

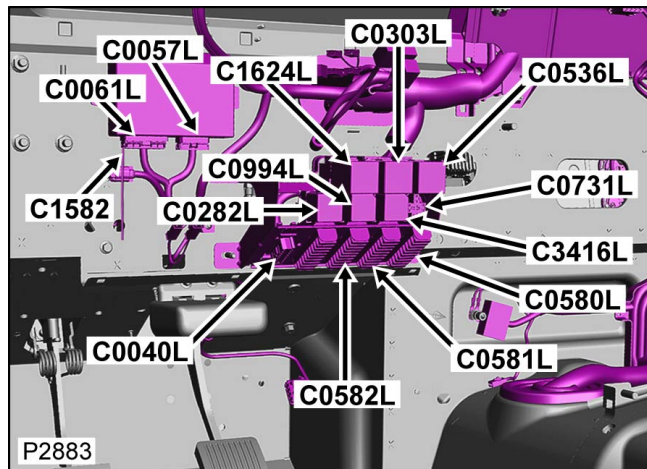
Cavities: **9WY**

Harness: **MAIN LH + RH HARNESS**

Description: **ECU-Delay-Windscreen-wiper**

Location: **Behind LH side of Instrument panel**

Qualifier: **LHD condition illustrated**



**Wire Chart**

CAV	TERMINAL	CSA	COL	CCT	DESTN
1	AGU1113	1.5D	WG	I39L	CI740
2	AFU3173	2.0D	YLG	I39L	CI740

**Service Repair Kits**

Refer to Harness Repair information

Se référer aux informations de réparation de faisceau

Siehe Informationen über Kabelbaumreparaturen

4	AFU3173	1.5D	B	I39L	C0289
5	AFU3173	2.0D	NLG	I39L	C1510
6	AFU3173	1.5D	LGB	I39L	C0285
8	AFU3173	2.0D	WG	I39L	S/JOINT SJ45

Wieke informatie over kabelboomreparaties

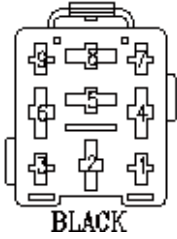
Vedere le informazioni che trattano le operazioni  
di riparazione del cablaggio

Remítase a la información sobre reparación de  
mazos de cables

Raadpleeg de informatie over kabelboomreparaties

[Click here to print](#)

Connector: **C0303R**



Part No.: **YPP1000I**

Colour: **BLACK**

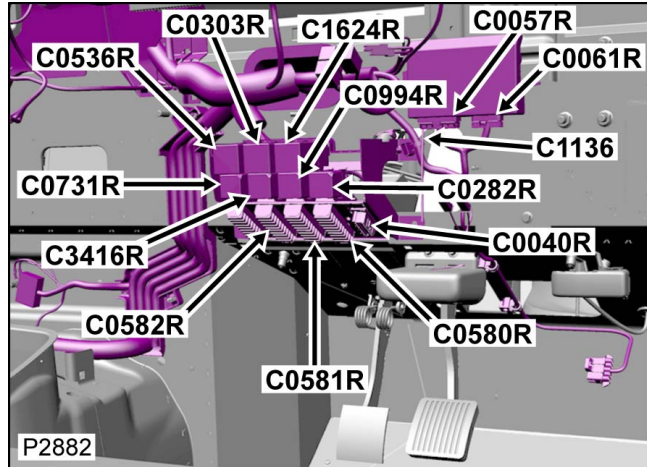
Cavities: **9WY**

Harness: **MAIN LH + RH HARNESS**

Description: **ECU-Delay-Windscreen-wiper**

Location: **Behind RH side of Instrument panel**

Qualifier: **RHD condition illustrated**



**Wire Chart**

CAV	TERMINAL	CSA	COL	CCT	DESTN
1	AGU1113	1.5D	WG	200R	C0278
2	AFU3173	2.0D	YLG	200R	C0278
4	AFU3173	1.5D	B	200R	C0289
5	AFU3173	2.0D	NLG	200R	C0030
6	AFU3173	1.5D	LGB	200R	C0285
8	AFU3173	2.0D	WG	200R	S/JOINT SJ32

**Service Repair Kits**

Refer to Harness Repair information

Se référer aux informations de réparation de faisceau

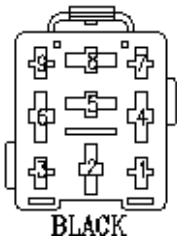
Siehe Informationen über Kabelbaumreparaturen

Vedere le informazioni che trattano le operazioni di riparazione del cablaggio

Remítase a la información sobre reparación de mazos de cables

Raadpleeg de informatie over kabelboomreparaties

Connector: **C0303R**



Part No.: **YPP1000I**

Colour: **BLACK**

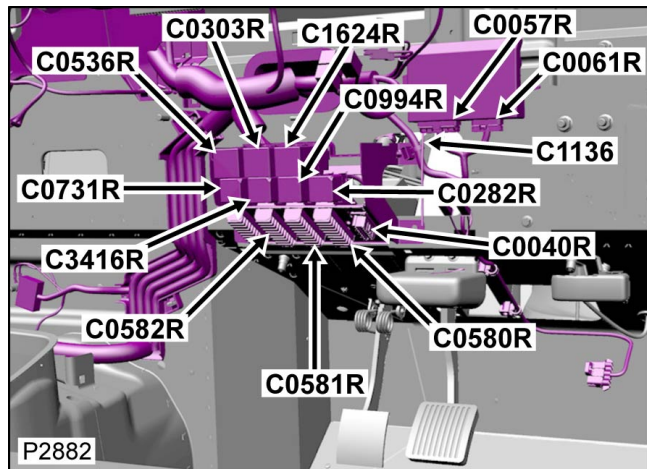
Cavities: **9WY**

Harness: **MAIN LH + RH HARNESS**

Description: **ECU-Delay-Windscreen-wiper**

Location: **Behind RH side of Instrument panel**

Qualifier: **RHD condition illustrated**



**Wire Chart**

CAV	TERMINAL	CSA	COL	CCT	DESTN
1	AGU1113	1.5D	WG	200R	C0278
2	AFU3173	2.0D	YLG	200R	C0278

**Service Repair Kits**

Refer to Harness Repair information

Se référer aux informations de réparation de faisceau

Siehe Informationen über Kabelbaumreparaturen

4	AFU3173	1.5D	B	200R	C0289
5	AFU3173	2.0D	NLG	200R	C0030
6	AFU3173	1.5D	LGB	200R	C0285
8	AFU3173	2.0D	WG	200R	S/JOINT SJ32

Wieke Informatie over kabelboomreparaties

Vedere le informazioni che trattano le operazioni  
di riparazione del cablaggio

Remítase a la información sobre reparación de  
mazos de cables

Raadpleeg de informatie over kabelboomreparaties

[Click here to print](#)

Connector: **C0306**

Description: **Differential lock unit**

Location: **Top of transfer box**

Qualifier:

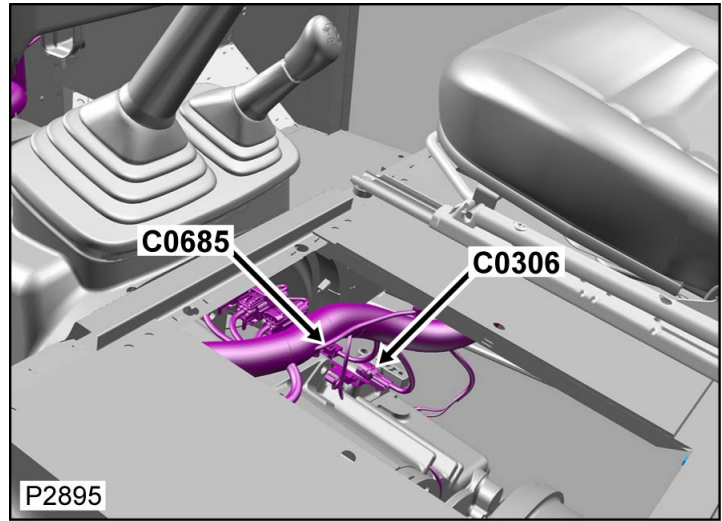


Part No.: **AFU3584**

Colour: **NATURAL**

Cavities: **2WY**

Harness: **MAIN LH + RH HARNESS**



**Wire Chart**

CAV	TERMINAL	CSA	COL	CCT	DESTN
1	DBP8550	0.5D	BU	151R	C1040R
1	DBP8550	0.5D	BU	151L	C1040L
1	DBP8550	0.5D	BU	9	S/JOINT SJ37
1	DBP8550	0.5D	BU	10	S/JOINT SJ53
2	DBP8550	0.5D	B	499	S/JOINT SJ11

**Service Repair Kits**

CSA	0.30- 1.25 CSA	
<b>Cavities: 1,2</b>		
YMI500070	SRK ITEM HW090/HM090 SEALED FAMILY 1.0CSA	1
418-112	SRK ITEM	1
418-107	SRK ITEM PIDG RED	1
418-117	SRK ITEM	1
418-116A	SRK ITEM	1
VUB500580		

Connector: **C0306**

Description: **Differential lock unit**

Location: **Top of transfer box**

Qualifier:

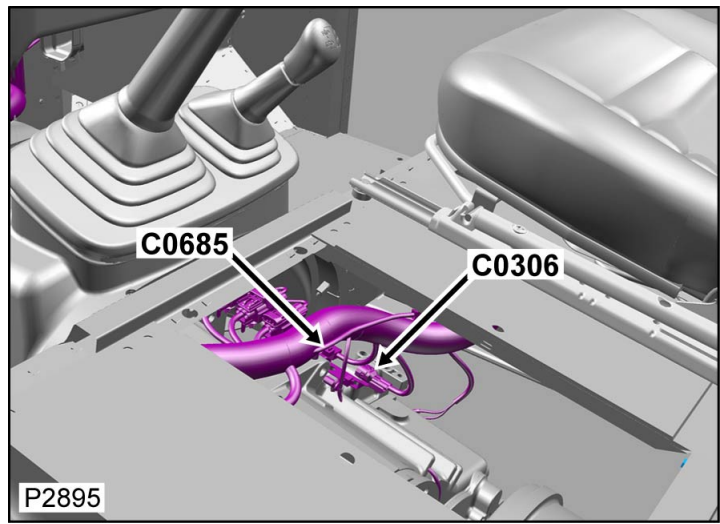


Part No.: **AFU3584**

Colour: **NATURAL**

**Cavities: 2WY**

**Harness: MAIN LH + RH HARNESS**



**Wire Chart**

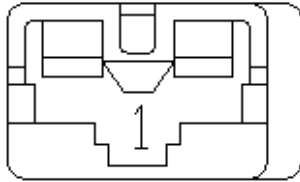
CAV	TERMINAL	CSA	COL	CCT	DESTN
1	DBP8550	0.5D	BU	151R	C1040R
1	DBP8550	0.5D	BU	151L	C1040L
1	DBP8550	0.5D	BU	9	S/JOINT SJ37
1	DBP8550	0.5D	BU	10	S/JOINT SJ53
2	DBP8550	0.5D	B	499	S/JOINT SJ11

**Service Repair Kits**

CSA	0.30- 1.25 CSA	
<b>Cavities: 1,2</b>		
YMI500070	SRK ITEM HW090/HM090 SEALED FAMILY 1.0CSA	1
418-112	SRK ITEM	1
418-107	SRK ITEM PIDG RED	1
418-117	SRK ITEM	1
418-116A	SRK ITEM	1
VUB500580		

[Click here to print](#)

Connector: **C0308**



NATURAL

Part No.: **AFU452I**

Colour: **NATURAL**


Cavities: **IWY**

Harness: **CHASSIS HARNESS**

Description: **Rear Speaker-RH**

Location: **Behind RH rear trim panel**

Qualifier:



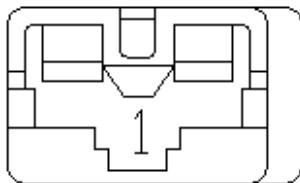
#### Wire Chart

CAV	TERMINAL	CSA	COL	CCT	DESTN
I	AFU4522	0.5D	BG	771	CI759
I	AFU4522	0.5D	BG	770	C0390

#### Service Repair Kits

Refer to Harness Repair information  
Se référer aux informations de réparation de faisceau  
Siehe Informationen über Kabelbaumreparaturen  
Vedere le informazioni che trattano le operazioni  
di riparazione del cablaggio  
Remítase a la información sobre reparación de  
mazos de cables  
Raadpleeg de informatie over kabelboomreparaties

Connector: **C0308**



NATURAL

Part No.: **AFU452I**

Colour: **NATURAL**


Cavities: **IWY**

Harness: **CHASSIS HARNESS**

Description: **Rear Speaker-RH**

Location: **Behind RH rear trim panel**

Qualifier:



#### Wire Chart

CAV	TERMINAL	CSA	COL	CCT	DESTN
I	AFU4522	0.5D	BG	771	CI759
I	AFU4522	0.5D	BG	770	C0390

#### Service Repair Kits

Refer to Harness Repair information  
Se référer aux informations de réparation de faisceau  
Siehe Informationen über Kabelbaumreparaturen

Wieke Informationen über Kabelboomreparaturen

Vedere le informazioni che trattano le operazioni  
di riparazione del cablaggio

Remítase a la información sobre reparación de  
mazos de cables

Raadpleeg de informatie over kabelboomreparaties

[Click here to print](#)

Connector: **C0309**

Description: **Rear Speaker-RH**

Location: **Behind RH rear trim panel**

Qualifier:




Part No.: **AAU1010**

Colour: **BLACK**

Cavities: **IWY**

Harness: **CHASSIS HARNESS**



**Wire Chart**

CAV	TERMINAL	CSA	COL	CCT	DESTN
I	AFU3262	0.5D	BU	771	C1759
I	AFU3262	0.5D	BU	770	C0390

**Service Repair Kits**

CSA	0.30- 0.81 CSA	
<b>Cavities: I</b>		
418-549-44	SRK ITEM 250 POSI-LOCK FAMILY 1.0CSA	I
418-112	SRK ITEM	I
418-104	SRK ITEM R/B	I
418-107	SRK ITEM PIDG RED	I
418-117	SRK ITEM	I
418-116A	SRK ITEM	I
VUB001560		

Connector: **C0309**

Description: **Rear Speaker-RH**

Location: **Behind RH rear trim panel**

Qualifier:




BLACK

Part No.: **AAU1010**

Colour: **BLACK**

Cavities: **IWY**

Harness: **CHASSIS HARNESS**



**Wire Chart**

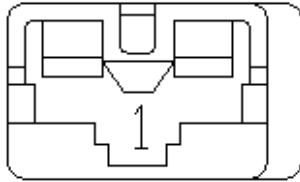
CAV	TERMINAL	CSA	COL	CCT	DESTN
I	AFU3262	0.5D	BU	771	C1759
I	AFU3262	0.5D	BU	770	C0390

**Service Repair Kits**

CSA	0.30- 0.81 CSA	
<b>Cavities: I</b>		
418-549-44	SRK ITEM 250 POSI-LOCK FAMILY 1.0CSA	I
418-112	SRK ITEM	I
418-104	SRK ITEM R/B	I
418-107	SRK ITEM PIDG RED	I
418-117	SRK ITEM	I
418-116A	SRK ITEM	I
VUB001560		

[Click here to print](#)

Connector: **C0310**



NATURAL

Part No.: **AFU4521**

Colour: **NATURAL**


Cavities: **IWY**

Harness: **CHASSIS HARNESS**

Description: **Rear Speaker-LH**

Location: **Base of 'D' post LH side**

Qualifier:



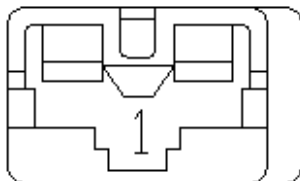
#### Wire Chart

CAV	TERMINAL	CSA	COL	CCT	DESTN
I	AFU4522	0.5D	BY	771	CI759
I	AFU4522	0.5D	BY	770	C0390

#### Service Repair Kits

Refer to Harness Repair information  
Se référer aux informations de réparation de faisceau  
Siehe Informationen über Kabelbaumreparaturen  
Vedere le informazioni che trattano le operazioni  
di riparazione del cablaggio  
Remítase a la información sobre reparación de  
mazos de cables  
Raadpleeg de informatie over kabelboomreparaties

Connector: **C0310**



NATURAL

Part No.: **AFU4521**

Colour: **NATURAL**


Cavities: **IWY**

Harness: **CHASSIS HARNESS**

Description: **Rear Speaker-LH**

Location: **Base of 'D' post LH side**

Qualifier:



#### Wire Chart

CAV	TERMINAL	CSA	COL	CCT	DESTN
I	AFU4522	0.5D	BY	771	CI759
I	AFU4522	0.5D	BY	770	C0390

#### Service Repair Kits

Refer to Harness Repair information  
Se référer aux informations de réparation de faisceau  
Siehe Informationen über Kabelbaumreparaturen

Wieke Informationen über Kabelboomreparaturen

Vedere le informazioni che trattano le operazioni  
di riparazione del cablaggio

Remítase a la información sobre reparación de  
mazos de cables

Raadpleeg de informatie over kabelboomreparaties


[Click here to print](#)

Connector: **C03 I I**

Description: **Rear Speaker-LH**

Location: **Base of 'D' post LH side**

Qualifier:



Part No.: **AAUI010**

Colour: **BLACK**

Cavities: **IWY**

Harness: **CHASSIS HARNESS**

**Wire Chart**

CAV	TERMINAL	CSA	COL	CCT	DESTN
I	AFU3262	0.5D	BO	771	C1759
I	AFU3262	0.5D	BO	770	C0390

**Service Repair Kits**

CSA	0.30- 0.81 CSA	
<b>Cavities: I</b>		
418-549-44	SRK ITEM 250 POSI-LOCK FAMILY 1.0CSA	I
418-112	SRK ITEM	I
418-104	SRK ITEM R/B	I
418-107	SRK ITEM PIDG RED	I
418-117	SRK ITEM	I
418-116A	SRK ITEM	I
VUB001560		

Connector: **C03 I I**

Description: **Rear Speaker-LH**

Location: **Base of 'D' post LH side**

Qualifier:




**Part No.: AAUI010**

**Colour: BLACK**

**Cavities: IWY**

**Harness: CHASSIS HARNESS**



**Wire Chart**

CAV	TERMINAL	CSA	COL	CCT	DESTN
I	AFU3262	0.5D	BO	771	C1759
I	AFU3262	0.5D	BO	770	C0390

**Service Repair Kits**

CSA	0.30- 0.81 CSA	
<b>Cavities: I</b>		
418-549-44	SRK ITEM 250 POSI-LOCK FAMILY 1.0CSA	I
418-112	SRK ITEM	I
418-104	SRK ITEM R/B	I
418-107	SRK ITEM PIDG RED	I
418-117	SRK ITEM	I
418-116A	SRK ITEM	I
VUB001560		

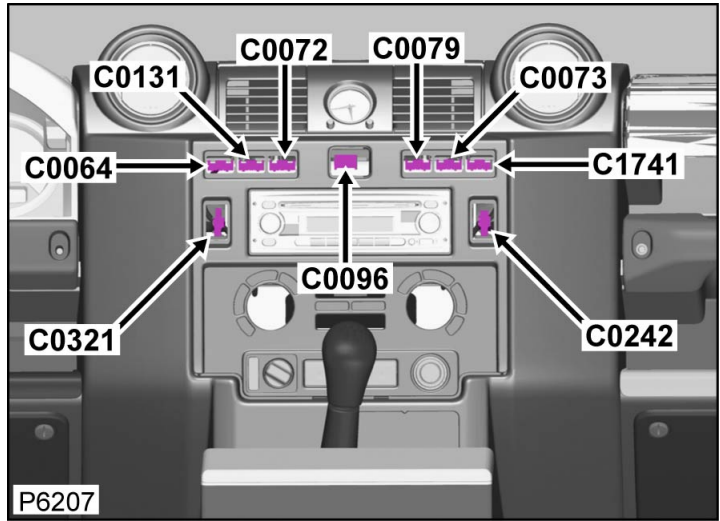
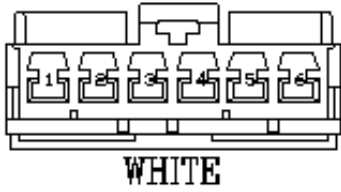
[Click here to print](#)

Connector: **C0321**

Description: **Switch-Window-Front-LH**

Location: **Instrument panel-Center**

Qualifier:



Part No.: **YPCI13220**

Colour: **WHITE**

Cavities: **6WY**

Harness: **MAIN LH + RH HARNESS**

**Wire Chart**

CAV	TERMINAL	CSA	COL	CCT	DESTN
1	AFU3753	1.5D	B	248	C0289
2	AFU3753	1.5D	RG	247L	C0582L
2	AFU3753	1.5D	RG	247R	C0582R
3	AFU3753	1.5D	U	247R	C0463R
3	AFU3753	1.5D	U	247L	C0463L
4	AFU3753	1.5D	R	247R	C0463R
4	AFU3753	1.5D	R	247L	C0463L
6	AFU3752	0.5D	RO	248	C0286

**Service Repair Kits**

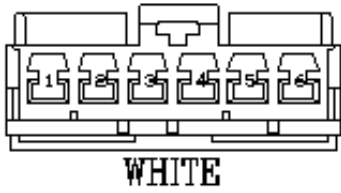
CSA	0.30- 0.51 CSA	
<b>Cavities: 1-4,6</b>		
418-549-62	SRK ITEM MULTILOCK 070 FAMILY 1.5CSA	1
418-112	SRK ITEM	1
418-104	SRK ITEM R/B	1
418-107	SRK ITEM PIDG RED	1
418-116A	SRK ITEM	1
VUB002010		

Connector: **C0321**

Description: **Switch-Window-Front-LH**

Location: **Instrument panel-Center**

Qualifier:

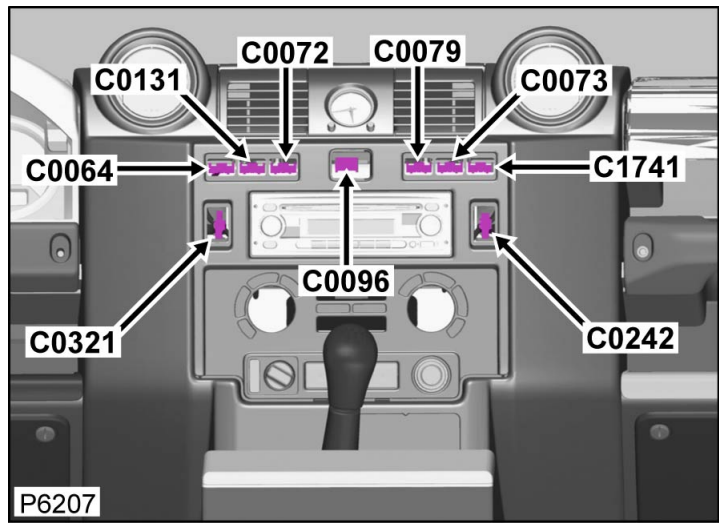


**Part No.: YPCI13220**

**Colour: WHITE**

**Cavities: 6WY**

**Harness: MAIN LH + RH HARNESS**



**Wire Chart**

CAV	TERMINAL	CSA	COL	CCT	DESTN
1	AFU3753	1.5D	B	248	C0289
2	AFU3753	1.5D	RG	247L	C0582L
2	AFU3753	1.5D	RG	247R	C0582R
3	AFU3753	1.5D	U	247R	C0463R
3	AFU3753	1.5D	U	247L	C0463L
4	AFU3753	1.5D	R	247R	C0463R
4	AFU3753	1.5D	R	247L	C0463L
6	AFU3752	0.5D	RO	248	C0286

**Service Repair Kits**

CSA	0.30- 0.51 CSA	
<b>Cavities: 1-4,6</b>		
418-549-62	SRK ITEM MULTILOCK 070 FAMILY 1.5CSA	1
418-112	SRK ITEM	1
418-104	SRK ITEM R/B	1
418-107	SRK ITEM PIDG RED	1
418-116A	SRK ITEM	1
VUB002010		

[Click here to print](#)

Connector: **C0322**



NATURAL

Part No.: **AFU3584**

Colour: **NATURAL**

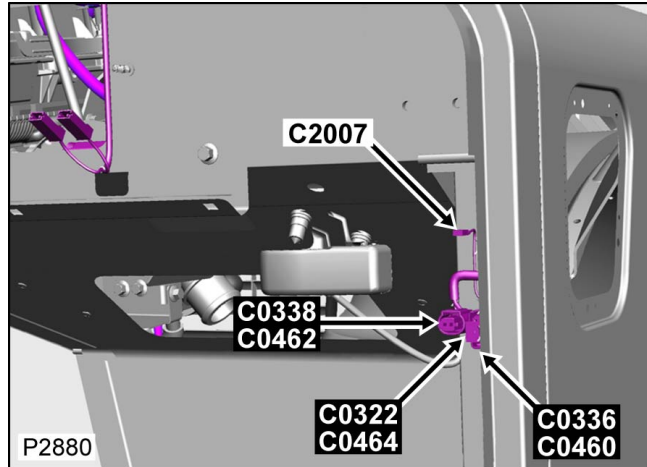
Cavities: **2WY**

Harness: **DOORS FRONT HARNESS**

Description: **Passenger door harness to main harness**

Location: **RH 'A' post**

Qualifier:



**Wire Chart**

CAV	TERMINAL	CSA	COL	CCT	DESTN
1	YPJ10008	2.0D	R	895	C0326
2	YPJ10008	2.0D	U	895	C0326

**Service Repair Kits**

Refer to Harness Repair information

Se référer aux informations de réparation de faisceau

Siehe Informationen über Kabelbaumreparaturen

Vedere le informazioni che trattano le operazioni di riparazione del cablaggio

Remítase a la información sobre reparación de mazos de cables

Raadpleeg de informatie over kabelboomreparaties

Connector: **C0322**



NATURAL

Part No.: **AFU3584**

Colour: **NATURAL**

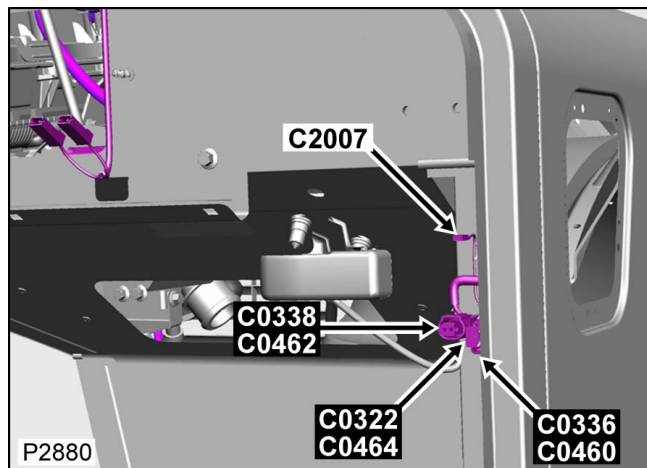
Cavities: **2WY**

Harness: **DOORS FRONT HARNESS**

Description: **Passenger door harness to main harness**

Location: **RH 'A' post**

Qualifier:



**Wire Chart**

CAV	TERMINAL	CSA	COL	CCT	DESTN
1	YPJ10008	2.0D	R	895	C0326
2	YPJ10008	2.0D	U	895	C0326

**Service Repair Kits**

Refer to Harness Repair information

Se référer aux informations de réparation de faisceau

Siehe Informationen über Kabelbaumreparaturen

Vedere le informazioni che trattano le operazioni  
di riparazione del cablaggio

Remítase a la información sobre reparación de  
mazos de cables

Raadpleeg de informatie over kabelboomreparaties

[Click here to print](#)

Connector: **C0326**



GREY

Part No.: **YPC500150**

Colour: **GREY**


Cavities: **2WY**

Harness: **DOORS FRONT HARNESS**

Description: **Motor-Window-Front**

Location: **Behind front door trim panel**

Qualifier:



#### Wire Chart

CAV	TERMINAL	CSA	COL	CCT	DESTN
1	YPL500150	2.0D	U	895	C0322
2	YPL500150	2.0D	R	895	C0322

#### Service Repair Kits

Refer to Harness Repair information  
Se référer aux informations de réparation de faisceau  
Siehe Informationen über Kabelbaumreparaturen  
Vedere le informazioni che trattano le operazioni  
di riparazione del cablaggio  
Remítase a la información sobre reparación de  
mazos de cables  
Raadpleeg de informatie over kabelboomreparaties

Connector: **C0326**



GREY

Part No.: **YPC500150**

Colour: **GREY**


Cavities: **2WY**

Harness: **DOORS FRONT HARNESS**

Description: **Motor-Window-Front**

Location: **Behind front door trim panel**

Qualifier:



#### Wire Chart

CAV	TERMINAL	CSA	COL	CCT	DESTN
1	YPL500150	2.0D	U	895	C0322
2	YPL500150	2.0D	R	895	C0322

#### Service Repair Kits

Refer to Harness Repair information  
Se référer aux informations de réparation de faisceau  
Siehe Informationen über Kabelbaumreparaturen

Wieke Informationen über Kabelboomreparaturen

Vedere le informazioni che trattano le operazioni  
di riparazione del cablaggio

Remítase a la información sobre reparación de  
mazos de cables

Raadpleeg de informatie over kabelboomreparaties

[Click here to print](#)

Connector: **C0327**



**BLACK**

Part No.: **YPC500140**

Colour: **BLACK**


Cavities: **2WY**

Harness: **DOORS FRONT HARNESS**

Description: **Motor-Central door-locking-Passenger**

Location: **Behind passenger door trim panel**

Qualifier:



#### Wire Chart

CAV	TERMINAL	CSA	COL	CCT	DESTN
1	YPL000080	0.75D	K	893	C0338
2	YPL000080	0.75D	O	893	C0338

#### Service Repair Kits

Refer to Harness Repair information

Se référer aux informations de réparation de faisceau

Siehe Informationen über Kabelbaumreparaturen

Vedere le informazioni che trattano le operazioni di riparazione del cablaggio

Remítase a la información sobre reparación de mazos de cables

Raadpleeg de informatie over kabelboomreparaties

Connector: **C0327**



**BLACK**

Part No.: **YPC500140**

Colour: **BLACK**


Cavities: **2WY**

Harness: **DOORS FRONT HARNESS**

Description: **Motor-Central door-locking-Passenger**

Location: **Behind passenger door trim panel**

Qualifier:



#### Wire Chart

CAV	TERMINAL	CSA	COL	CCT	DESTN
1	YPL000080	0.75D	K	893	C0338
2	YPL000080	0.75D	O	893	C0338

#### Service Repair Kits

Refer to Harness Repair information

Se référer aux informations de réparation de faisceau

Siehe Informationen über Kabelbaumreparaturen

Vedere le informazioni che trattano le operazioni  
di riparazione del cablaggio

Remítase a la información sobre reparación de  
mazos de cables

Raadpleeg de informatie over kabelboomreparaties

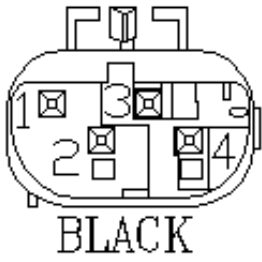
[Click here to print](#)

Connector: **C0336**

Description: **Driver door harness to main harness**

Location: **RH 'A' post**

Qualifier:

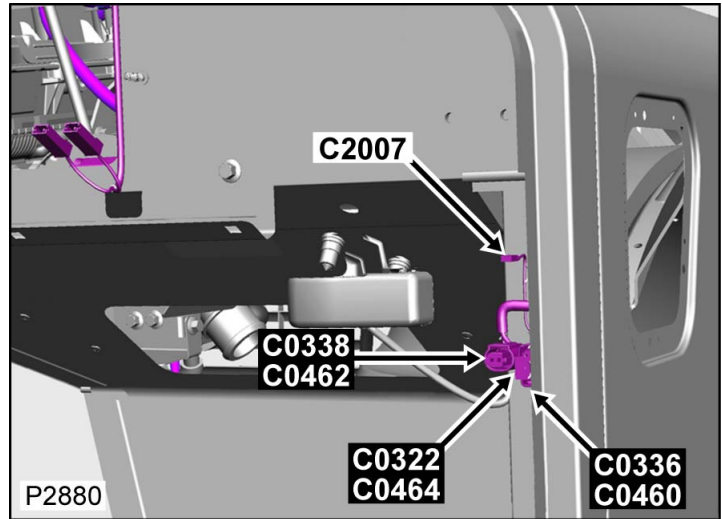


Part No.: **YPCI10750**

Colour: **BLACK**

Cavities: **4WY**

Harness: **DOORS FRONT HARNESS**



**Wire Chart**

CAV	TERMINAL	CSA	COL	CCT	DESTN
1	YPJ100640	0.75D	O	892	C0342
2	YPJ100640	0.75D	K	892	C0342
3	YPJ100620	0.5D	B	892	C0342
4	YPJ100620	0.5D	YK	892	C0342

**Service Repair Kits**

CSA	0.25- 0.50 CSA	
<b>Cavities: 3,4</b>		
418-587-03	SRK ITEM 0.50CSA	I
418-112	SRK ITEM	I
418-107	SRK ITEM PIDG RED	I
418-117	SRK ITEM	I
418-116A	SRK ITEM	I
VJB901200		

CSA	0.75- 0.75 CSA	
<b>Cavities: 1,2</b>		
418-104	SRK ITEM R/B	I
418-107	SRK ITEM PIDG RED	I
418-112	SRK ITEM	I
418-116A	SRK ITEM	I
418-117	SRK ITEM	I

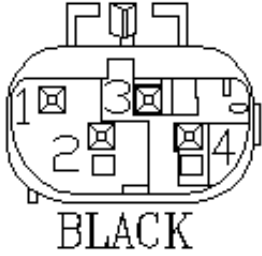
YMI902330	SRK ITEM	I
VUB902800		

**Connector: C0336**

**Description: Driver door harness to main harness**

**Location: RH 'A' post**

**Qualifier:**

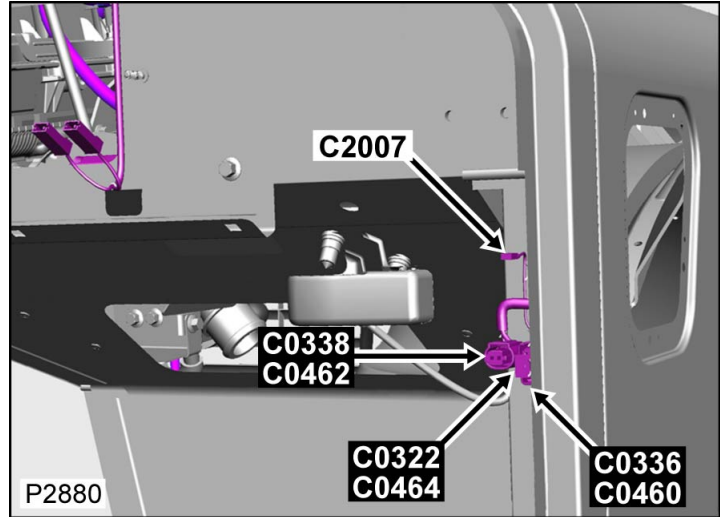


**Part No.: YPCI10750**

**Colour: BLACK**

**Cavities: 4WY**

**Harness: DOORS FRONT HARNESS**



**Wire Chart**

CAV	TERMINAL	CSA	COL	CCT	DESTN
1	YPJ100640	0.75D	O	892	C0342
2	YPJ100640	0.75D	K	892	C0342
3	YPJ100620	0.5D	B	892	C0342
4	YPJ100620	0.5D	YK	892	C0342

**Service Repair Kits**

CSA	0.25- 0.50 CSA	
<b>Cavities: 3,4</b>		
418-587-03	SRK ITEM 0.50CSA	I
418-112	SRK ITEM	I
418-107	SRK ITEM PIDG RED	I
418-117	SRK ITEM	I
418-116A	SRK ITEM	I
VUB901200		

CSA	0.75- 0.75 CSA	
<b>Cavities: 1,2</b>		
418-104	SRK ITEM R/B	I
418-107	SRK ITEM PIDG RED	I
418-112	SRK ITEM	I

418-116A	SRK ITEM	I
418-117	SRK ITEM	I
YMI902330	SRK ITEM	I
VUB902800		

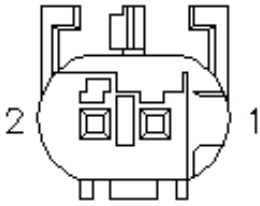
[Click here to print](#)

Connector: **C0338**

Description: **Driver door harness to main harness**

Location: **RH 'A' post**

Qualifier:



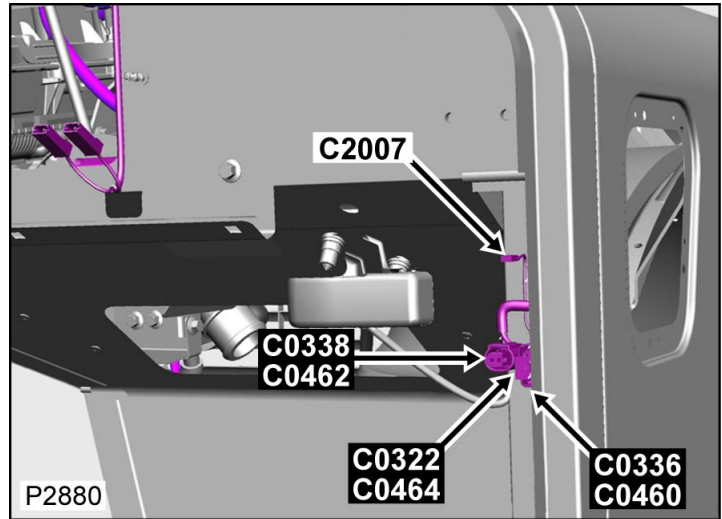
BLACK

Part No.: **YPCI10710**

Colour: **BLACK**

Cavities: **2WY**

Harness: **DOORS FRONT HARNESS**



**Wire Chart**

CAV	TERMINAL	CSA	COL	CCT	DESTN
1	YPJ100640	0.75D	O	893	C0327
2	YPJ100640	0.75D	K	893	C0327

**Service Repair Kits**

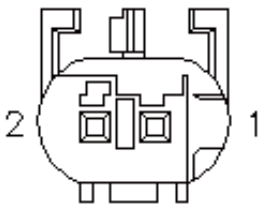
CSA	0.75- 0.75 CSA	
<b>Cavities: 1,2</b>		
418-104	SRK ITEM R/B	I
418-107	SRK ITEM PIDG RED	I
418-112	SRK ITEM	I
418-116A	SRK ITEM	I
418-117	SRK ITEM	I
YMI902330	SRK ITEM	I
VUB902800		

Connector: **C0338**

Description: **Driver door harness to main harness**

Location: **RH 'A' post**

Qualifier:



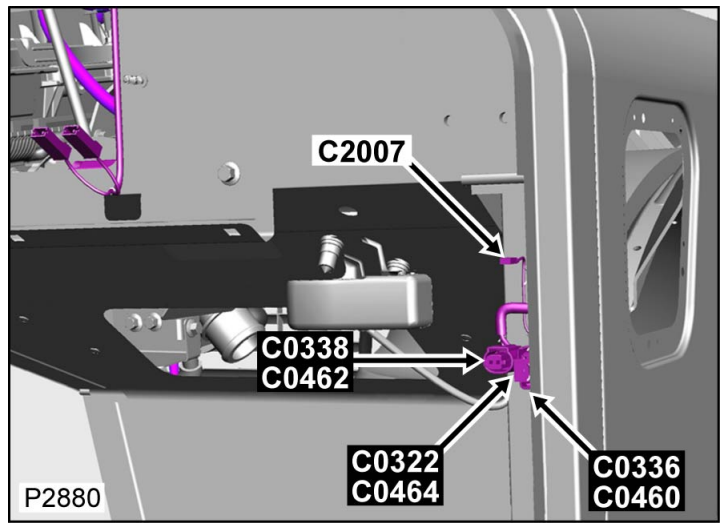
BLACK

Part No.: **YPCI10710**

Colour: **BLACK**

**Cavities: 2WY**

**Harness: DOORS FRONT HARNESS**



**Wire Chart**

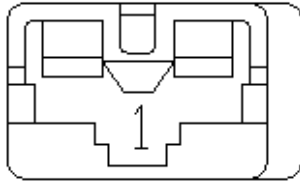
CAV	TERMINAL	CSA	COL	CCT	DESTN
1	YPJ100640	0.75D	O	893	C0327
2	YPJ100640	0.75D	K	893	C0327

**Service Repair Kits**

CSA	0.75- 0.75 CSA	
<b>Cavities: 1,2</b>		
418-104	SRK ITEM R/B	I
418-107	SRK ITEM PIDG RED	I
418-112	SRK ITEM	I
418-116A	SRK ITEM	I
418-117	SRK ITEM	I
YMI902330	SRK ITEM	I
VUB902800		

[Click here to print](#)

Connector: **C0340**



NATURAL

Part No.: **AFU452I**

Colour: **NATURAL**

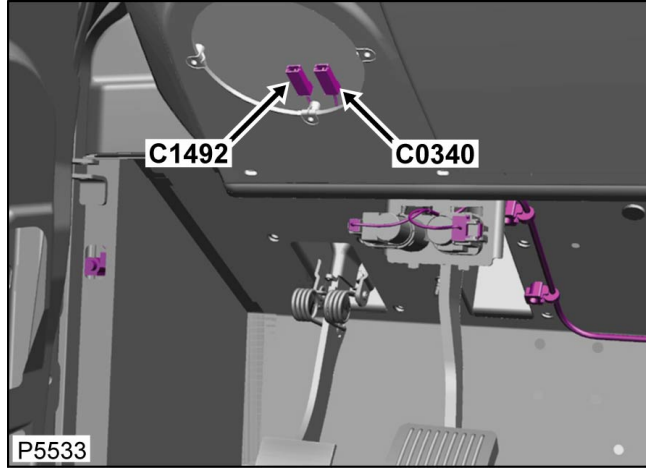
Cavities: **IWY**

Harness: **MAIN LH + RH HARNESS**

Description: **Front Speaker-LH**

Location: **Instrument panel-left-lower**

Qualifier:



#### Wire Chart

CAV	TERMINAL	CSA	COL	CCT	DESTN
I	AGUI318	0.5D	BW	769	C0092
I	AGUI318	0.5D	BW	769	C0530

#### Service Repair Kits

Refer to Harness Repair information

Se référer aux informations de réparation de faisceau

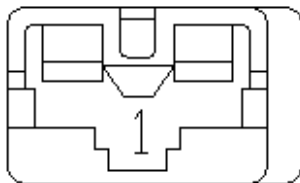
Siehe Informationen über Kabelbaumreparaturen

Vedere le informazioni che trattano le operazioni di riparazione del cablaggio

Remítase a la información sobre reparación de mazos de cables

Raadpleeg de informatie over kabelboomreparaties

Connector: **C0340**



NATURAL

Part No.: **AFU452I**

Colour: **NATURAL**

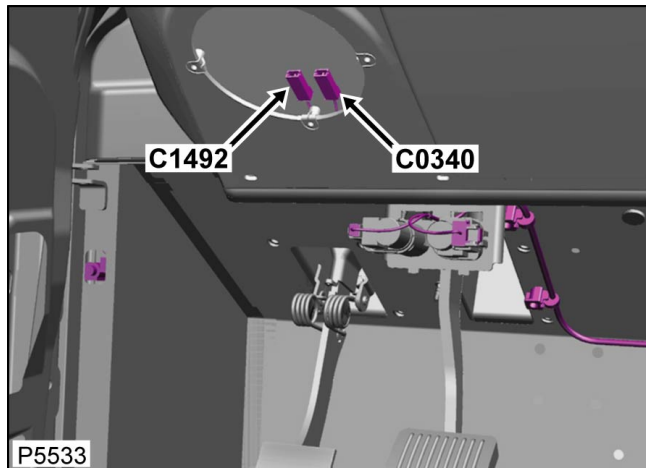
Cavities: **IWY**

Harness: **MAIN LH + RH HARNESS**

Description: **Front Speaker-LH**

Location: **Instrument panel-left-lower**

Qualifier:



#### Wire Chart

CAV	TERMINAL	CSA	COL	CCT	DESTN
I	AGUI318	0.5D	BW	769	C0092
I	AGUI318	0.5D	BW	769	C0530

#### Service Repair Kits

Refer to Harness Repair information

Se référer aux informations de réparation de faisceau

Siehe Informationen über Kabelbaumreparaturen

Wieke Informationen über Kabelboomreparaturen

Vedere le informazioni che trattano le operazioni  
di riparazione del cablaggio

Remítase a la información sobre reparación de  
mazos de cables

Raadpleeg de informatie over kabelboomreparaties

[Click here to print](#)

Connector: **C0342**



BLACK

Part No.: **YPC500130**

Colour: **BLACK**


Cavities: **4WY**

Harness: **DOORS FRONT HARNESS**

Description: **Motor-Central door-locking-Driver**

Location: **Behind driver door trim panel**

Qualifier:



#### Wire Chart

CAV	TERMINAL	CSA	COL	CCT	DESTN
1	YPL000080	0.75D	K	892	C0336
2	YPL000080	0.75D	O	892	C0336
3	YPL000080	0.5D	YK	892	C0336
4	YPL000080	0.5D	B	892	C0336

#### Service Repair Kits

Refer to Harness Repair information

Se référer aux informations de réparation de faisceau

Siehe Informationen über Kabelbaumreparaturen

Vedere le informazioni che trattano le operazioni di riparazione del cablaggio

Remítase a la información sobre reparación de mazos de cables

Raadpleeg de informatie over kabelboomreparaties

Connector: **C0342**



BLACK

Part No.: **YPC500130**

Colour: **BLACK**


Cavities: **4WY**

Harness: **DOORS FRONT HARNESS**

Description: **Motor-Central door-locking-Driver**

Location: **Behind driver door trim panel**

Qualifier:



#### Wire Chart

CAV	TERMINAL	CSA	COL	CCT	DESTN
1	YPL000080	0.75D	K	892	C0336
2	YPL000080	0.75D	O	892	C0336

#### Service Repair Kits

Refer to Harness Repair information

Se référer aux informations de réparation de faisceau

Siehe Informationen über Kabelbaumreparaturen

3	YPL000080	0.5D	YK	892	C0336
4	YPL000080	0.5D	B	892	C0336

Vedere le informazioni che trattano le operazioni  
di riparazione del cablaggio

Remítase a la información sobre reparación de  
mazos de cables

Raadpleeg de informatie over kabelboomreparaties

[Click here to print](#)

Connector: **C0355**



NATURAL

Part No.: **YPCI0026**

Colour: **NATURAL**


Cavities: **3WY**

Harness: **ROOF FRONT HARNESS**

Description: **Lamp-Interior-Front**

Location: **Front of headlining in the center**

Qualifier:



**Wire Chart**

CAV	TERMINAL	CSA	COL	CCT	DESTN
1	YPL10003	1.0D	PW	902	CTAP
1	YPL10003	1.0D	PW	903	CTAP
1	YPL10003	1.0D	PW	904	C0259
3	YPL10003	1.0D	PN	902	CTAP
3	YPL10003	1.0D	PN	903	CTAP
3	YPL10003	1.0D	PN	904	C0259

**Service Repair Kits**

CSA	0.30- 1.50 CSA	
<b>Cavities: 1,3</b>		
418-549-54	SRK ITEM HMDC FAMILY 1.5CSA	1
418-112	SRK ITEM	1
418-104	SRK ITEM R/B	1
418-107	SRK ITEM PIDG RED	1
418-117	SRK ITEM	1
418-116A	SRK ITEM	1
VUB001820		

Connector: **C0355**



NATURAL

Part No.: **YPCI0026**

Description: **Lamp-Interior-Front**


Location: **Front of headlining in the center**

Qualifier:

**Colour: NATURAL**

**Cavities: 3WY**

**Harness: ROOF FRONT HARNESS**



**Wire Chart**

CAV	TERMINAL	CSA	COL	CCT	DESTN
1	YPL10003	1.0D	PW	902	CTAP
1	YPL10003	1.0D	PW	903	CTAP
1	YPL10003	1.0D	PW	904	C0259
3	YPL10003	1.0D	PN	902	CTAP
3	YPL10003	1.0D	PN	903	CTAP
3	YPL10003	1.0D	PN	904	C0259

**Service Repair Kits**

CSA	0.30- 1.50 CSA	
<b>Cavities: 1,3</b>		
418-549-54	SRK ITEM HMDC FAMILY 1.5CSA	1
418-112	SRK ITEM	1
418-104	SRK ITEM R/B	1
418-107	SRK ITEM PIDG RED	1
418-117	SRK ITEM	1
418-116A	SRK ITEM	1
VUB001820		

[Click here to print](#)

Connector: **C0356**

Description: **Lamp-Interior-Rear**

Location: **Rear of headlining**

Qualifier:




NATURAL

Part No.: **YPCI0026**

Colour: **NATURAL**

Cavities: **3WY**

Harness: **ROOF FRONT HARNESS**



**Wire Chart**

CAV	TERMINAL	CSA	COL	CCT	DESTN
1	YPL10003	1.0D	PW	903	C0259
3	YPL10003	1.0D	PN	903	C0259

**Service Repair Kits**

CSA	0.30- 1.50 CSA	
<b>Cavities: 1,3</b>		
418-549-54	SRK ITEM HMDC FAMILY 1.5CSA	1
418-112	SRK ITEM	1
418-104	SRK ITEM R/B	1
418-107	SRK ITEM PIDG RED	1
418-117	SRK ITEM	1
418-116A	SRK ITEM	1
VUB001820		

Connector: **C0356**

Description: **Lamp-Interior-Rear**

Location: **Rear of headlining**

Qualifier:




NATURAL

Part No.: **YPCI0026**

**Colour: NATURAL**

**Cavities: 3WY**

**Harness: ROOF FRONT HARNESS**



**Wire Chart**

CAV	TERMINAL	CSA	COL	CCT	DESTN
1	YPL10003	1.0D	PW	903	C0259
3	YPL10003	1.0D	PN	903	C0259

**Service Repair Kits**

CSA	0.30- 1.50 CSA	
<b>Cavities: 1,3</b>		
418-549-54	SRK ITEM HMDC FAMILY 1.5CSA	1
418-112	SRK ITEM	1
418-104	SRK ITEM R/B	1
418-107	SRK ITEM PIDG RED	1
418-117	SRK ITEM	1
418-116A	SRK ITEM	1
VUB001820		

[Click here to print](#)

Connector: **C0357**



NATURAL

Part No.: **YPCI0026**

Colour: **NATURAL**


Cavities: **3WY**

Harness: **ROOF FRONT HARNESS**

Description: **Lamp-Interior-Rear**

Location: **Rear of headlining**

Qualifier:



**Wire Chart**

CAV	TERMINAL	CSA	COL	CCT	DESTN
1	YPL10003	1.0D	PW	902	C0259
3	YPL10003	1.0D	PN	902	C0259

**Service Repair Kits**

CSA	0.30- 1.50 CSA	
<b>Cavities: 1,3</b>		
418-549-54	SRK ITEM HMDC FAMILY 1.5CSA	1
418-112	SRK ITEM	1
418-104	SRK ITEM R/B	1
418-107	SRK ITEM PIDG RED	1
418-117	SRK ITEM	1
418-116A	SRK ITEM	1
VUB001820		

Connector: **C0357**



NATURAL

Part No.: **YPCI0026**

Description: **Lamp-Interior-Rear**


Location: **Rear of headlining**

Qualifier:

**Colour: NATURAL**

**Cavities: 3WY**

**Harness: ROOF FRONT HARNESS**



**Wire Chart**

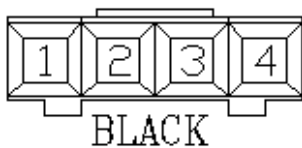
CAV	TERMINAL	CSA	COL	CCT	DESTN
1	YPL10003	1.0D	PW	902	C0259
3	YPL10003	1.0D	PN	902	C0259

**Service Repair Kits**

CSA	0.30- 1.50 CSA	
<b>Cavities: 1,3</b>		
418-549-54	SRK ITEM HMDC FAMILY 1.5CSA	1
418-112	SRK ITEM	1
418-104	SRK ITEM R/B	1
418-107	SRK ITEM PIDG RED	1
418-117	SRK ITEM	1
418-116A	SRK ITEM	1
VUB001820		

[Click here to print](#)

Connector: **C0359**



Part No.: **YPC10199**

Colour: **BLACK**


Cavities: **4WY**

Harness: **ROOF FRONT HARNESS**

Description: **Sensor-Ultrasonic**

Location: **Behind headlining top of RH 'B' post**

Qualifier:



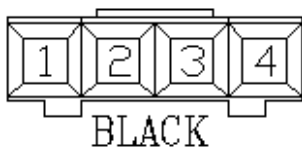
#### Wire Chart

CAV	TERMINAL	CSA	COL	CCT	DESTN
1	AFU3317	0.5D	BN	90I	C0259
2	AFU3317	0.5D	B	90I	C0259
3	AFU3317	0.5D	WB	90I	C0259

#### Service Repair Kits

Refer to Harness Repair information  
Se référer aux informations de réparation de faisceau  
Siehe Informationen über Kabelbaumreparaturen  
Vedere le informazioni che trattano le operazioni  
di riparazione del cablaggio  
Remítase a la información sobre reparación de  
mazos de cables  
Raadpleeg de informatie over kabelboomreparaties

Connector: **C0359**



Part No.: **YPC10199**

Colour: **BLACK**


Cavities: **4WY**

Harness: **ROOF FRONT HARNESS**

Description: **Sensor-Ultrasonic**

Location: **Behind headlining top of RH 'B' post**

Qualifier:



#### Wire Chart

CAV	TERMINAL	CSA	COL	CCT	DESTN
1	AFU3317	0.5D	BN	90I	C0259
2	AFU3317	0.5D	B	90I	C0259

#### Service Repair Kits

Refer to Harness Repair information  
Se référer aux informations de réparation de faisceau  
Siehe Informationen über Kabelbaumreparaturen

3	AFU3317	0.5D	WB	901	C0259
---	---------	------	----	-----	-------

Wieke Informationen über Kabelboomreparaturen

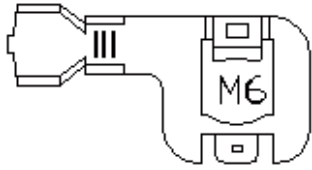
Vedere le informazioni che trattano le operazioni  
di riparazione del cablaggio

Remítase a la información sobre reparación de  
mazos de cables

Raadpleeg de informatie over kabelboomreparaties

[Click here to print](#)

Connector: **C0361**



Part No.: **YPG900270**

Colour: **TIN PLATED**

Cavities: **IWY**

Harness: **MAIN LH + RH HARNESS**

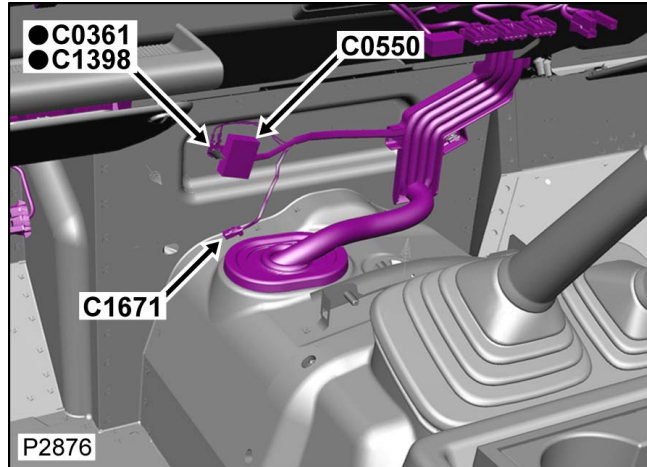
**Wire Chart**

CAV	TERMINAL	CSA	COL	CCT	DESTN
I	-	1.0D	B	499	C0098

Description: **Earth-Radio**

Location: **Behind center of Instrument panel**

Qualifier:



**Service Repair Kits**

Refer to Harness Repair information

Se référer aux informations de réparation de faisceau

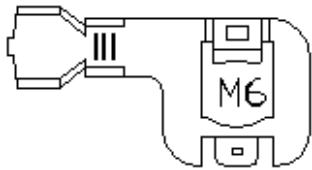
Siehe Informationen über Kabelbaumreparaturen

Vedere le informazioni che trattano le operazioni di riparazione del cablaggio

Remítase a la información sobre reparación de mazos de cables

Raadpleeg de informatie over kabelboomreparaties

Connector: **C0361**



Part No.: **YPG900270**

Colour: **TIN PLATED**

Cavities: **IWY**

Harness: **MAIN LH + RH HARNESS**

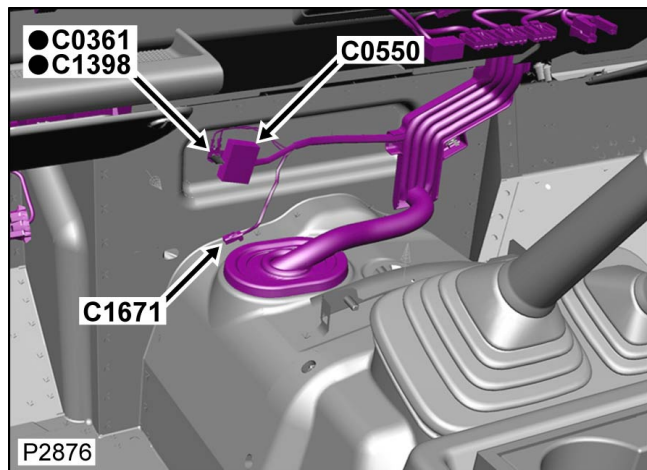
**Wire Chart**

CAV	TERMINAL	CSA	COL	CCT	DESTN
I	-	1.0D	B	499	C0098

Description: **Earth-Radio**

Location: **Behind center of Instrument panel**

Qualifier:



**Service Repair Kits**

Refer to Harness Repair information

Se référer aux informations de réparation de faisceau

Siehe Informationen über Kabelbaumreparaturen

Wieke Informationen über Kabelboomreparaturen

Vedere le informazioni che trattano le operazioni  
di riparazione del cablaggio

Remítase a la información sobre reparación de  
mazos de cables

Raadpleeg de informatie over kabelboomreparaties

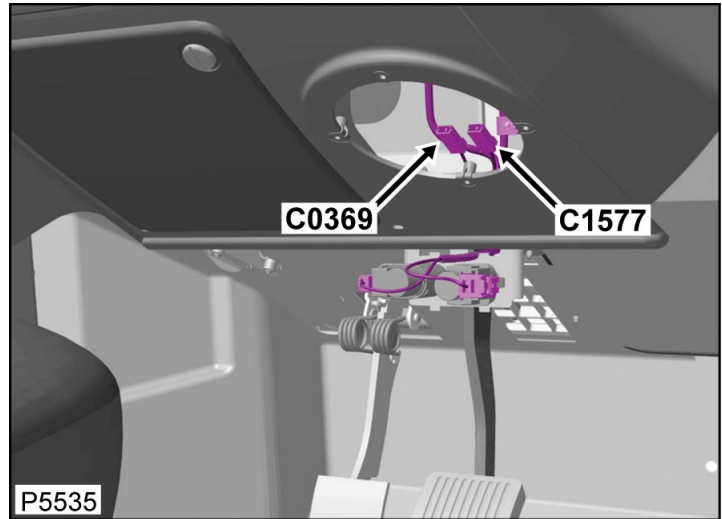
[Click here to print](#)

Connector: **C0369**

Description: **Front Speaker-RH**

Location: **Instrument panel-right-lower**

Qualifier:



Part No.: **AAUI010**

Colour: **BLACK**

Cavities: **IWY**

Harness: **MAIN LH + RH HARNESS**

#### Wire Chart

CAV	TERMINAL	CSA	COL	CCT	DESTN
I	ADU9566	0.5D	BR	769	C0531
I	ADU9566	0.5D	BR	769	C0092

#### Service Repair Kits

CSA	0.70- 2.00 CSA	
<b>Cavities: I</b>		
418-549-43	SRK ITEM 250 POSI-LOCK FAMILY 2.5CSA	I
418-113	SRK ITEM	I
418-108	SRK ITEM PIDG BLUE	I
418-117	SRK ITEM	I
418-116A	SRK ITEM	I
VUB001540		

Connector: **C0369**

Description: **Front Speaker-RH**

Location: **Instrument panel-right-lower**

Qualifier:

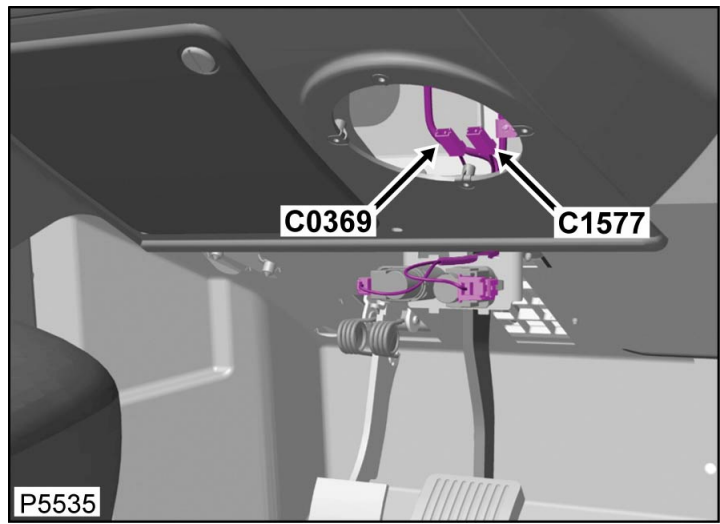


**Part No.: AAUI010**

**Colour: BLACK**

**Cavities: IWY**

**Harness: MAIN LH + RH HARNESS**



**Wire Chart**

CAV	TERMINAL	CSA	COL	CCT	DESTN
I	ADU9566	0.5D	BR	769	C0531
I	ADU9566	0.5D	BR	769	C0092

**Service Repair Kits**

CSA	0.70- 2.00 CSA	
<b>Cavities: I</b>		
418-549-43	SRK ITEM 250 POSI-LOCK FAMILY 2.5CSA	I
418-113	SRK ITEM	I
418-108	SRK ITEM PIDG BLUE	I
418-117	SRK ITEM	I
418-116A	SRK ITEM	I
VUB001540		

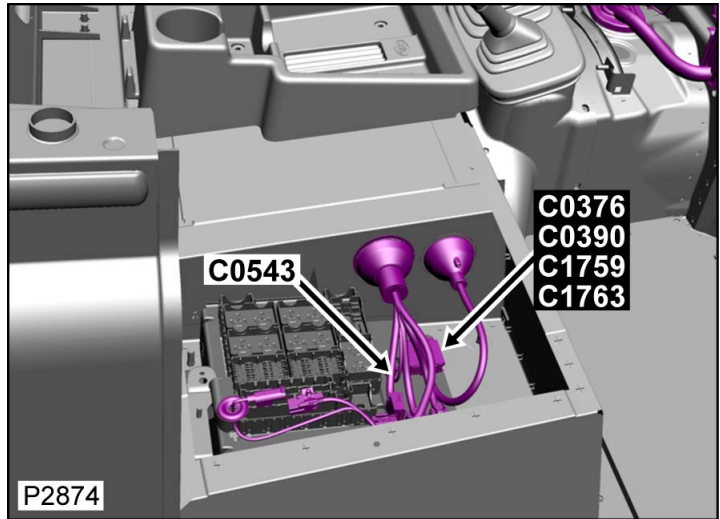
[Click here to print](#)

Connector: **C0376**

Description: **Main harness to chassis harness**

Location: **Beneath RH Front seat**

Qualifier:



Part No.: **YPC803280**

Colour: **GREY**

Cavities: **24WY**

Harness: **MAIN LH + RH HARNESS**

**Wire Chart**

CAV	TERMINAL	CSA	COL	CCT	DESTN
1	YPL500450	2.5D	P	499	C3766
2	YPL500360	0.5D	BU	192	C0092
3	YPL500360	0.5D	BO	192	C0092
5	YPL500360	0.75D	RB	499	C0288
6	YPL500360	0.75D	GO	139L	CI040L
6	YPL500360	0.75D	GO	200R	CI040R
7	YPL500360	0.75D	YP	139L	CI040L
7	YPL500360	0.75D	YP	200R	CI040R
8	YPL500510	1.0D	RY	200R	S/JOINT SJ48
8	YPL500510	1.0D	GN	139L	S/JOINT SJ49
9	YPL500510	1.0D	RY	499	S/JOINT SJ48
10	YPL500510	1.0D	GR	499	C0287
11	YPL500510	1.0D	GW	499	C0287
12	YPL500520	1.5D	GP	I	S/JOINT

**Service Repair Kits**

CSA	1.50- 2.50 CSA	
<b>Cavities: 1,13</b>		
418-411-17	SRK ITEM 2.5CSA	I
418-113	SRK ITEM	I
418-104	SRK ITEM R/B	I
418-108	SRK ITEM PIDG BLUE	I
418-117	SRK ITEM	I
418-116A	SRK ITEM	I
VUB900580		

CSA	1.50- 2.50 CSA	
<b>Cavities: 1,13</b>		
418-104	SRK ITEM R/B	I
418-108	SRK ITEM PIDG BLUE	I
418-113	SRK ITEM	I
418-116A	SRK ITEM	I

					SJ51
12	YPL500520	1.5D	GP	151	C0288
13	YPL500450	2.5D	NS	254	C3764
14	YPL500360	0.5D	BG	192	C0092
15	YPL500360	0.5D	BY	192	C0092
16	YPL500360	0.75D	RO	499	S/JOINT SJ50
17	YPL500360	0.5D	BG	499	C0079
21	YPL500510	1.0D	RY	139L	S/JOINT SJ48
21	YPL500510	1.0D	GN	200R	S/JOINT SJ49
22	YPL500510	1.0D	GN	499	S/JOINT SJ49
23	YPL500520	1.5D	WB	499	C3766
24	YPL500430	0.5D	WG	499	S/JOINT SJ33

418-117	SRK ITEM	I
YMI901870	SRK ITEM	I
VUB902360		

<b>CSA</b>	<b>0.75- 1.00 CSA</b>	
<b>Cavities: 8-11,21,22</b>		
418-411-13	SRK ITEM 1.0CSA	I
418-112	SRK ITEM	I
418-104	SRK ITEM R/B	I
418-107	SRK ITEM PIDG RED	I
418-117	SRK ITEM	I
418-116A	SRK ITEM	I
VUB900540		

<b>CSA</b>	<b>0.50- 0.75 CSA</b>	
<b>Cavities: 2,3,5-7,14-17</b>		
418-411-45	SRK ITEM 2.50CSA	I
418-112	SRK ITEM	I
418-107	SRK ITEM PIDG RED	I
418-117	SRK ITEM	I
418-116A	SRK ITEM	I
VUB901480		

<b>CSA</b>	<b>1.50- 1.50 CSA</b>	
<b>Cavities: 12,23</b>		
418-112	SRK ITEM	I
418-107	SRK ITEM PIDG RED	I

418-117	SRK ITEM	I
418-116A	SRK ITEM	I
VUB901550		

<b>CSA</b>	<b>1.50- 1.50 CSA</b>	
<b>Cavities: 12,23</b>		
418-104	SRK ITEM R/B	I
418-108	SRK ITEM PIDG BLUE	I
418-113	SRK ITEM	I
418-116A	SRK ITEM	I
418-117	SRK ITEM	I
YMI901890	SRK ITEM	I
VUB902470		

<b>CSA</b>	<b>0.35- 0.50 CSA</b>	
<b>Cavities: 24</b>		
418-411-46	SRK ITEM 0.5CSA	I
418-112	SRK ITEM	I
418-104	SRK ITEM R/B	I
418-107	SRK ITEM PIDG RED	I
418-117	SRK ITEM	I
418-116A	SRK ITEM	I
VUB900870		

<b>CSA</b>	<b>0.35- 0.50 CSA</b>	
<b>Cavities: 24</b>		

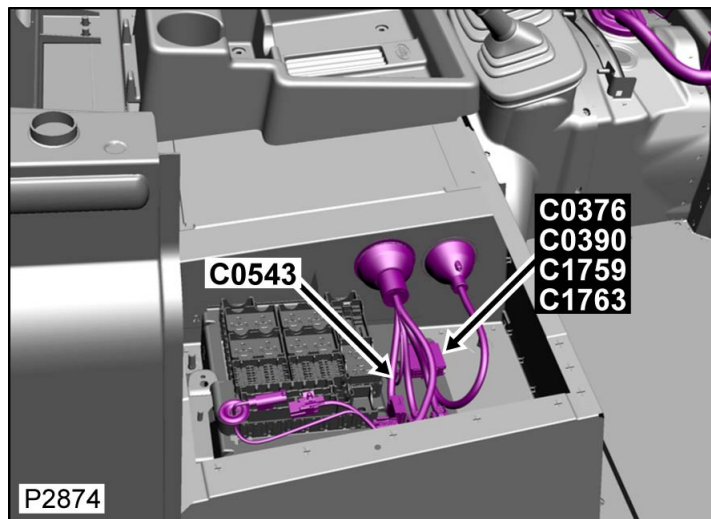
418-104	SRK ITEM R/B	I
418-107	SRK ITEM PIDG RED	I
418-112	SRK ITEM	I
418-116A	SRK ITEM	I
418-117	SRK ITEM	I
YMI901850	SRK ITEM	I
VUB902320		

**Connector: C0376**

**Description: Main harness to chassis harness**

**Location: Beneath RH Front seat**

**Qualifier:**



**Part No.: YPC803280**

**Colour: GREY**

**Cavities: 24WY**

**Harness: MAIN LH + RH HARNESS**

**Wire Chart**

CAV	TERMINAL	CSA	COL	CCT	DESTN
1	YPL500450	2.5D	P	499	C3766
2	YPL500360	0.5D	BU	192	C0092
3	YPL500360	0.5D	BO	192	C0092
5	YPL500360	0.75D	RB	499	C0288
6	YPL500360	0.75D	GO	139L	CI040L
6	YPL500360	0.75D	GO	200R	CI040R
7	YPL500360	0.75D	YP	139L	CI040L
7	YPL500360	0.75D	YP	200R	CI040R

**Service Repair Kits**

CSA	1.50- 2.50 CSA	
<b>Cavities: 1,13</b>		
418-411-17	SRK ITEM 2.5CSA	I
418-113	SRK ITEM	I
418-104	SRK ITEM R/B	I
418-108	SRK ITEM PIDG BLUE	I
418-117	SRK ITEM	I
418-116A	SRK ITEM	I
VUB900580		

8	YPL500510	1.0D	RY	200R	S/JOINT SJ48
8	YPL500510	1.0D	GN	139L	S/JOINT SJ49
9	YPL500510	1.0D	RY	499	S/JOINT SJ48
10	YPL500510	1.0D	GR	499	C0287
11	YPL500510	1.0D	GW	499	C0287
12	YPL500520	1.5D	GP	I	S/JOINT SJ51
12	YPL500520	1.5D	GP	151	C0288
13	YPL500450	2.5D	NS	254	C3764
14	YPL500360	0.5D	BG	192	C0092
15	YPL500360	0.5D	BY	192	C0092
16	YPL500360	0.75D	RO	499	S/JOINT SJ50
17	YPL500360	0.5D	BG	499	C0079
21	YPL500510	1.0D	RY	139L	S/JOINT SJ48
21	YPL500510	1.0D	GN	200R	S/JOINT SJ49
22	YPL500510	1.0D	GN	499	S/JOINT SJ49
23	YPL500520	1.5D	WB	499	C3766
24	YPL500430	0.5D	WG	499	S/JOINT SJ33

CSA		1.50- 2.50 CSA
<b>Cavities: 1,13</b>		
418-104	SRK ITEM R/B	I
418-108	SRK ITEM PIDG BLUE	I
418-113	SRK ITEM	I
418-116A	SRK ITEM	I
418-117	SRK ITEM	I
YMI901870	SRK ITEM	I
VUB902360		

CSA		0.75- 1.00 CSA
<b>Cavities: 8-11,21,22</b>		
418-411-13	SRK ITEM 1.0CSA	I
418-112	SRK ITEM	I
418-104	SRK ITEM R/B	I
418-107	SRK ITEM PIDG RED	I
418-117	SRK ITEM	I
418-116A	SRK ITEM	I
VUB900540		

CSA		0.50- 0.75 CSA
<b>Cavities: 2,3,5-7,14-17</b>		
418-411-45	SRK ITEM 2.50CSA	I
418-112	SRK ITEM	I
418-107	SRK ITEM PIDG RED	I

418-117	SRK ITEM	I
418-116A	SRK ITEM	I
VUB901480		

<b>CSA</b>	<b>1.50- 1.50 CSA</b>	
<b>Cavities: 12,23</b>		
418-112	SRK ITEM	I
418-107	SRK ITEM PIDG RED	I
418-117	SRK ITEM	I
418-116A	SRK ITEM	I
VUB901550		

<b>CSA</b>	<b>1.50- 1.50 CSA</b>	
<b>Cavities: 12,23</b>		
418-104	SRK ITEM R/B	I
418-108	SRK ITEM PIDG BLUE	I
418-113	SRK ITEM	I
418-116A	SRK ITEM	I
418-117	SRK ITEM	I
YMI901890	SRK ITEM	I
VUB902470		

<b>CSA</b>	<b>0.35- 0.50 CSA</b>	
<b>Cavities: 24</b>		
418-411-46	SRK ITEM 0.5CSA	I
418-112	SRK ITEM	I
418-104	SRK ITEM R/B	I

418-107	SRK ITEM PIDG RED	I
418-117	SRK ITEM	I
418-116A	SRK ITEM	I
VUB900870		

<b>CSA</b>	<b>0.35- 0.50 CSA</b>	
<b>Cavities: 24</b>		
418-104	SRK ITEM R/B	I
418-107	SRK ITEM PIDG RED	I
418-112	SRK ITEM	I
418-116A	SRK ITEM	I
418-117	SRK ITEM	I
YMI901850	SRK ITEM	I
VUB902320		


[Click here to print](#)

Connector: **C038 I**

Description: **Heated rear window (HRW)**

Location: **Rear screen - lower**

Qualifier:



Part No.: **AAUI010**

Colour: **BLACK**

Cavities: **I WY**

Harness: **TAILDOOR HARNESS**

**Wire Chart**

CAV	TERMINAL	CSA	COL	CCT	DESTN
I	ADU9566	1.5D	WB	III	C1102

**Service Repair Kits**

CSA	0.70- 2.00 CSA	
<b>Cavities: I</b>		
418-549-43	SRK ITEM 250 POSI-LOCK FAMILY 2.5CSA	I
418-113	SRK ITEM	I
418-108	SRK ITEM PIDG BLUE	I
418-117	SRK ITEM	I
418-116A	SRK ITEM	I
VUB001540		

Connector: **C038 I**

Description: **Heated rear window (HRW)**

Location: **Rear screen - lower**

Qualifier:




BLACK

Part No.: **AAUI010**

Colour: **BLACK**

Cavities: **IWY**

Harness: **TAILDOOR HARNESS**



**Wire Chart**

CAV	TERMINAL	CSA	COL	CCT	DESTN
I	ADU9566	1.5D	WB	III	C1102

**Service Repair Kits**

CSA	0.70- 2.00 CSA	
<b>Cavities: I</b>		
418-549-43	SRK ITEM 250 POSI-LOCK FAMILY 2.5CSA	I
418-113	SRK ITEM	I
418-108	SRK ITEM PIDG BLUE	I
418-117	SRK ITEM	I
418-116A	SRK ITEM	I
VUB001540		


[Click here to print](#)

Connector: **C0382**

Description: **Heated rear window (HRW)**

Location: **Rear screen - lower**

Qualifier:



Part No.: **AAU1010**

Colour: **BLACK**

Cavities: **1WY**

Harness: **TAILDOOR HARNESS**

**Wire Chart**

CAV	TERMINAL	CSA	COL	CCT	DESTN
I	ADU9566	1.0D	B	193	S/JOINT SJ1
I	ADU9566	1.0D	B	1053	C1102

**Service Repair Kits**

CSA	0.70- 2.00 CSA	
<b>Cavities: I</b>		
418-549-43	SRK ITEM 250 POSI-LOCK FAMILY 2.5CSA	I
418-113	SRK ITEM	I
418-108	SRK ITEM PIDG BLUE	I
418-117	SRK ITEM	I
418-116A	SRK ITEM	I
VUB001540		

Connector: **C0382**

Description: **Heated rear window (HRW)**

Location: **Rear screen - lower**

Qualifier:




**Part No.: AAUI010**

**Colour: BLACK**

**Cavities: IWY**

**Harness: TAILDOOR HARNESS**



**Wire Chart**

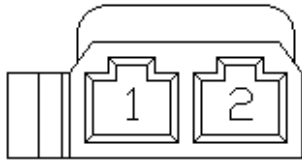
CAV	TERMINAL	CSA	COL	CCT	DESTN
I	ADU9566	1.0D	B	193	S/JOINT SJI
I	ADU9566	1.0D	B	1053	C1102

**Service Repair Kits**

CSA	0.70- 2.00 CSA	
<b>Cavities: I</b>		
418-549-43	SRK ITEM 250 POSI-LOCK FAMILY 2.5CSA	I
418-113	SRK ITEM	I
418-108	SRK ITEM PIDG BLUE	I
418-117	SRK ITEM	I
418-116A	SRK ITEM	I
VUB001540		

[Click here to print](#)

Connector: **C0388**



BLACK

Part No.: **YPC106820**

Colour: **BLACK**


Cavities: **2WY**

Harness: **TAILDOOR HARNESS**

Description: **Motor-Wiper-Rear screen**

Location: **Center of taildoor, behind trim panel**

Qualifier:



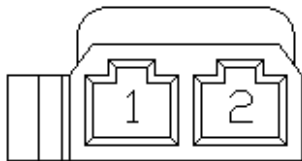
#### Wire Chart

CAV	TERMINAL	CSA	COL	CCT	DESTN
1	ADU7950	1.0D	B	193	S/Joint SJI
2	ADU7950	1.0D	RLG	193	C0124

#### Service Repair Kits

Refer to Harness Repair information  
Se référer aux informations de réparation de faisceau  
Siehe Informationen über Kabelbaumreparaturen  
Vedere le informazioni che trattano le operazioni  
di riparazione del cablaggio  
Remítase a la información sobre reparación de  
mazos de cables  
Raadpleeg de informatie over kabelboomreparaties

Connector: **C0388**



BLACK

Part No.: **YPC106820**

Colour: **BLACK**


Cavities: **2WY**

Harness: **TAILDOOR HARNESS**

Description: **Motor-Wiper-Rear screen**

Location: **Center of taildoor, behind trim panel**

Qualifier:



#### Wire Chart

CAV	TERMINAL	CSA	COL	CCT	DESTN
1	ADU7950	1.0D	B	193	S/Joint SJI
2	ADU7950	1.0D	RLG	193	C0124

#### Service Repair Kits

Refer to Harness Repair information  
Se référer aux informations de réparation de faisceau  
Siehe Informationen über Kabelbaumreparaturen

--	--	--	--	--	--

Other information on cableboomreparaties

Vedere le informazioni che trattano le operazioni  
di riparazione del cablaggio

Remítase a la información sobre reparación de  
mazos de cables

Raadpleeg de informatie over kabelboomreparaties

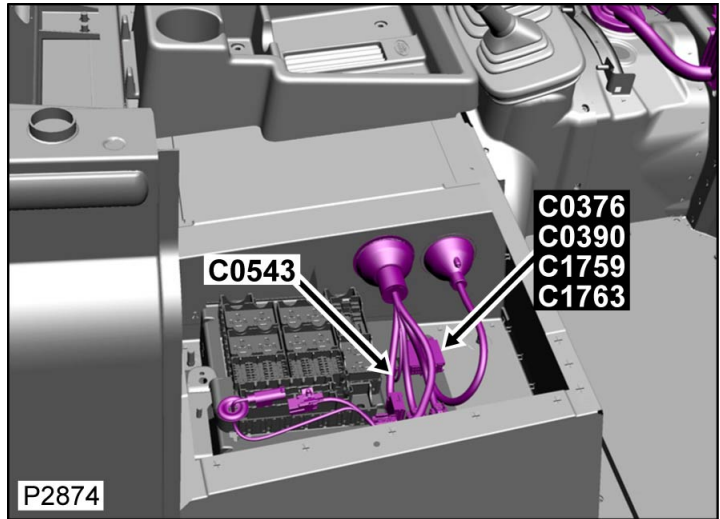
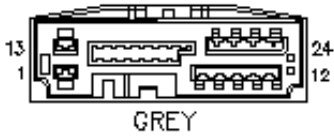
[Click here to print](#)

Connector: **C0390**

Description: **Chassis harness to main harness**

Location: **Beneath RH Front seat**

Qualifier:



Part No.: **YPC803300**

Colour: **GREY**

Cavities: **24WY**

Harness: **CHASSIS HARNESS**

Wire Chart

CAV	TERMINAL	CSA	COL	CCT	DESTN
1	YPJ500310	2.5D	P	770	C0929
2	YPJ800250	0.5D	BU	770	C0309
3	YPJ800250	0.5D	BO	770	C0311
5	YPJ800250	0.75D	RB	770	S/JOINT SJ12
6	YPJ800250	0.75D	GO	770	C0114
7	YPJ800250	0.75D	YP	770	C0114
8	YPJ500140	1.5D	S	770	C2119
9	YPJ500140	1.5D	RY	770	C0929
10	YPJ500160	0.75D	GR	770	S/JOINT SJ10
11	YPJ500140	1.5D	GW	770	S/JOINT SJ11
12	YPJ500140	1.5D	GP	770	S/JOINT SJ14
13	YPJ500310	2.5D	NS	770	C0114
14	YPJ800250	0.5D	BG	770	C0308

Service Repair Kits

CSA	0.50- 0.75 CSA	
<b>Cavities: 2,3,5-7,14-17</b>		
418-411-47	SRK ITEM 0.75CSA	I
418-112	SRK ITEM	I
418-107	SRK ITEM PIDG RED	I
418-117	SRK ITEM	I
418-116A	SRK ITEM	I
VJB901210		

CSA	0.50- 0.75 CSA	
<b>Cavities: 2,3,5-7,14-17</b>		
418-104	SRK ITEM R/B	I
418-107	SRK ITEM PIDG RED	I
418-112	SRK ITEM	I
418-116A	SRK ITEM	I
418-117	SRK ITEM	I

15	YPJ800250	0.5D	BY	770	C0310
16	YPJ800250	0.75D	RO	770	S/JOINT SJ9
17	YPJ800250	0.75D	BG	770	C0704
21	YPJ500140	1.5D	W	770	C2122
22	YPJ500140	1.5D	GN	770	C0929
23	YPJ500140	1.5D	WB	770	C0704
24	YPJ500220	1.0D	WG	770	C0704

YMI901640	SRK ITEM	I
VUB903340		
<b>CSA</b>	<b>1.50- 1.50 CSA</b>	
<b>Cavities: 8,9,11,12,21-23</b>		
418-411-65	SRK ITEM 1.5CSA	I
418-112	SRK ITEM	I
418-104	SRK ITEM R/B	I
418-107	SRK ITEM PIDG RED	I
418-117	SRK ITEM	I
418-116A	SRK ITEM	I
VUB901060		

<b>CSA</b>	<b>1.50- 1.50 CSA</b>	
<b>Cavities: 8,9,11,12,21-23</b>		
418-104	SRK ITEM R/B	I
418-108	SRK ITEM PIDG BLUE	I
418-113	SRK ITEM	I
418-116A	SRK ITEM	I
418-117	SRK ITEM	I
YMI901570	SRK ITEM	I
VUB903350		

<b>CSA</b>	<b>0.75- 1.00 CSA</b>	
<b>Cavities: 24</b>		
418-411-15	SRK ITEM 1.0CSA	I
418-112	SRK ITEM	I

418-104	SRK ITEM R/B	I
418-107	SRK ITEM PIDG RED	I
418-117	SRK ITEM	I
418-116A	SRK ITEM	I
VUB900560		

<b>CSA</b>	<b>1.50- 2.50 CSA</b>	
<b>Cavities: 1,13</b>		
418-411-16	SRK ITEM 2.5CSA	I
418-113	SRK ITEM	I
418-104	SRK ITEM R/B	I
418-108	SRK ITEM PIDG BLUE	I
418-117	SRK ITEM	I
418-116A	SRK ITEM	I
VUB900570		

<b>CSA</b>	<b>0.75- 1.00 CSA</b>	
<b>Cavities: 10</b>		
418-411-12	SRK ITEM 1.0CSA	I
418-112	SRK ITEM	I
418-104	SRK ITEM R/B	I
418-107	SRK ITEM PIDG RED	I
418-117	SRK ITEM	I
418-116A	SRK ITEM	I
VUB900530		

--	--	--

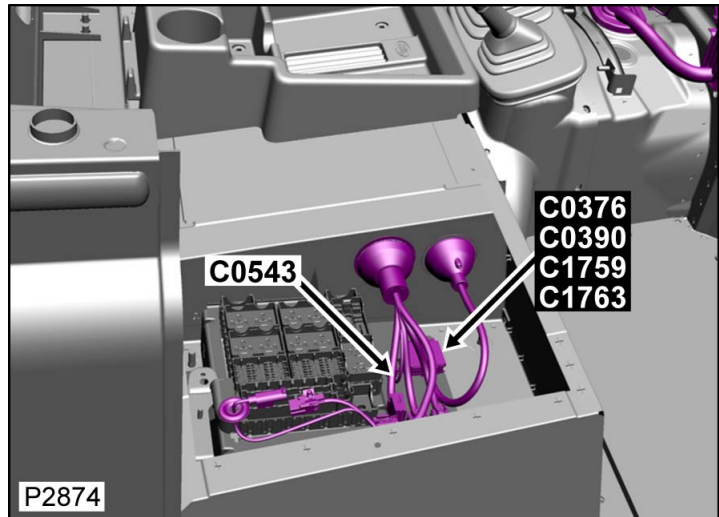
CSA	0.75- 1.00 CSA	
<b>Cavities: 10</b>		
418-104	SRK ITEM R/B	I
418-107	SRK ITEM PIDG RED	I
418-112	SRK ITEM	I
418-116A	SRK ITEM	I
418-117	SRK ITEM	I
YMI901590	SRK ITEM	I
VUB903300		

**Connector: C0390**

**Description: Chassis harness to main harness**

**Location: Beneath RH Front seat**

**Qualifier:**



**Part No.: YPC803300**

**Colour: GREY**

**Cavities: 24WY**

**Harness: CHASSIS HARNESS**

**Wire Chart**

CAV	TERMINAL	CSA	COL	CCT	DESTN
1	YPJ500310	2.5D	P	770	C0929
2	YPJ800250	0.5D	BU	770	C0309
3	YPJ800250	0.5D	BO	770	C0311
5	YPJ800250	0.75D	RB	770	S/JOINT SJ12
6	YPJ800250	0.75D	GO	770	C0114
7	YPJ800250	0.75D	YP	770	C0114

**Service Repair Kits**

CSA	0.50- 0.75 CSA	
<b>Cavities: 2,3,5-7,14-17</b>		
418-411-47	SRK ITEM 0.75CSA	I
418-112	SRK ITEM	I
418-107	SRK ITEM PIDG RED	I
418-117	SRK ITEM	I
418-116A	SRK ITEM	I

8	YPJ500140	1.5D	S	770	C2119
9	YPJ500140	1.5D	RY	770	C0929
10	YPJ500160	0.75D	GR	770	S/JOINT SJ10
11	YPJ500140	1.5D	GW	770	S/JOINT SJ11
12	YPJ500140	1.5D	GP	770	S/JOINT SJ14
13	YPJ500310	2.5D	NS	770	C0114
14	YPJ800250	0.5D	BG	770	C0308
15	YPJ800250	0.5D	BY	770	C0310
16	YPJ800250	0.75D	RO	770	S/JOINT SJ9
17	YPJ800250	0.75D	BG	770	C0704
21	YPJ500140	1.5D	W	770	C2122
22	YPJ500140	1.5D	GN	770	C0929
23	YPJ500140	1.5D	WB	770	C0704
24	YPJ500220	1.0D	WG	770	C0704

VUB901210

<b>CSA</b>	<b>0.50- 0.75 CSA</b>	
<b>Cavities: 2,3,5-7,14-17</b>		
418-104	SRK ITEM R/B	I
418-107	SRK ITEM PIDG RED	I
418-112	SRK ITEM	I
418-116A	SRK ITEM	I
418-117	SRK ITEM	I
YMI901640	SRK ITEM	I
VUB903340		

<b>CSA</b>	<b>1.50- 1.50 CSA</b>	
<b>Cavities: 8,9,11,12,21-23</b>		
418-411-65	SRK ITEM 1.5CSA	I
418-112	SRK ITEM	I
418-104	SRK ITEM R/B	I
418-107	SRK ITEM PIDG RED	I
418-117	SRK ITEM	I
418-116A	SRK ITEM	I
VUB901060		

<b>CSA</b>	<b>1.50- 1.50 CSA</b>	
<b>Cavities: 8,9,11,12,21-23</b>		
418-104	SRK ITEM R/B	I
418-108	SRK ITEM PIDG BLUE	I
418-113	SRK ITEM	I

418-116A	SRK ITEM	I
418-117	SRK ITEM	I
YMI901570	SRK ITEM	I
VUB903350		

<b>CSA</b>	<b>0.75- 1.00 CSA</b>	
<b>Cavities: 24</b>		
418-411-15	SRK ITEM 1.0CSA	I
418-112	SRK ITEM	I
418-104	SRK ITEM R/B	I
418-107	SRK ITEM PIDG RED	I
418-117	SRK ITEM	I
418-116A	SRK ITEM	I
VUB900560		

<b>CSA</b>	<b>1.50- 2.50 CSA</b>	
<b>Cavities: 1,13</b>		
418-411-16	SRK ITEM 2.5CSA	I
418-113	SRK ITEM	I
418-104	SRK ITEM R/B	I
418-108	SRK ITEM PIDG BLUE	I
418-117	SRK ITEM	I
418-116A	SRK ITEM	I
VUB900570		

<b>CSA</b>	<b>0.75- 1.00 CSA</b>	
------------	-----------------------	--

<b>Cavities: 10</b>		
418-411-12	SRK ITEM 1.0CSA	I
418-112	SRK ITEM	I
418-104	SRK ITEM R/B	I
418-107	SRK ITEM PIDG RED	I
418-117	SRK ITEM	I
418-116A	SRK ITEM	I
VUB900530		

<b>CSA</b>	<b>0.75- 1.00 CSA</b>	
<b>Cavities: 10</b>		
418-104	SRK ITEM R/B	I
418-107	SRK ITEM PIDG RED	I
418-112	SRK ITEM	I
418-116A	SRK ITEM	I
418-117	SRK ITEM	I
YMI901590	SRK ITEM	I
VUB903300		

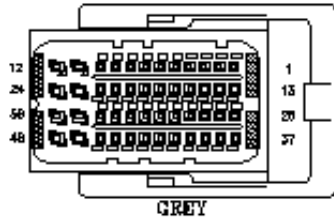
[Click here to print](#)

Connector: **C0411**

Description: **Engine control-module (ECM)**

Location: **Rear RH side of engine compartment**

Qualifier:

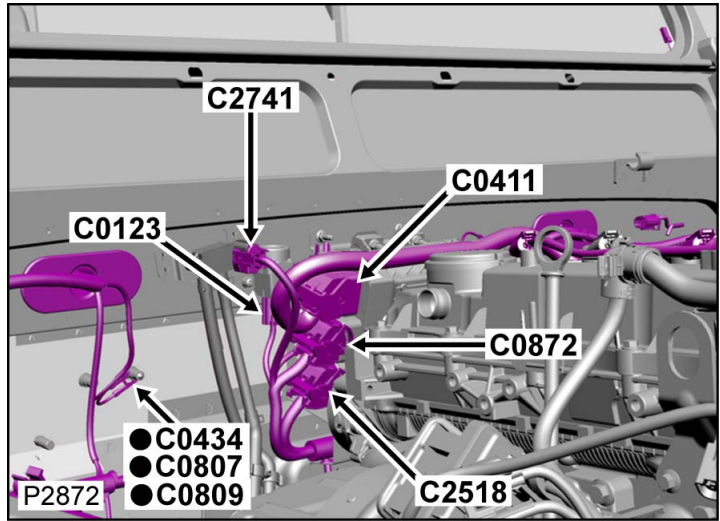


Part No.: **YPC914120**

Colour: **GREY**

Cavities: **48WY**

Harness: **ENGINE DIESEL HARNESS**



Wire Chart

CAV	TERMINAL	CSA	COL	CCT	DESTN
1	YPL104080	0.75	NU	254	C2467
2	YPL104080	0.5	UW	254	C0175
3	YPL104080	0.5	SU	254	C0272
4	YPL104080	0.5	NU	254	C0176
5	YPL104080	0.75	S	254	C0187
6	YPL104080	0.5	GW	254	C2251
7	YPL104080	0.75	UN	254	C2467
8	YPL104080	0.5	YP	254	C0175
9	YPL104080	0.5	GP	254	C0272
10	YPL104080	0.5	GW	VNT	C2519
11	YPL801980	1.5	UO	254	S/JOINT SJ3
12	YPL801980	1.5	SY	14	C0523
13	YPL104080	0.5	WO	VNT	C2519
14	YPL104080	0.5	GP	254	C1558
15	YPL104080	0.75	OG	254	C0176

Service Repair Kits

CSA	0.50- 0.75 CSA	
<b>Cavities: 1-10,13-22,25,26,28-32,34,40-46</b>		
418-104	SRK ITEM R/B	I
418-107	SRK ITEM PIDG RED	I
418-112	SRK ITEM	I
418-116A	SRK ITEM	I
418-117	SRK ITEM	I
YMI901820	SRK ITEM	I
VUB902290		

CSA	1.00- 2.00 CSA	
<b>Cavities: 11,12,23,24,35,36,48</b>		
418-104	SRK ITEM R/B	I
418-107	SRK ITEM PIDG RED	I
418-112	SRK ITEM	I
418-116A	SRK ITEM	I

16	YPL104080	0.5	S	254	C0175
17	YPL104080	0.5	PN	VNT	C2519
18	YPL104080	0.5	Y	254	C2256
19	YPL104080	0.75	NY	254	C2257
20	YPL104080	0.5	OB	254	C1558
21	YPL104080	0.75	OS	254	C2257
22	YPL104080	0.5	NG	254	C2256
23	YPL801980	1.5	U	I4	C0525
24	YPL801980	1.5	YO	254	C0525
25	YPL104080	0.75	UO	254	C3356
26	YPL104080	0.5	SW	254	C0272
28	YPL104080	0.5	UG	254	C1558
29	YPL104080	0.75	OU	254	C2467
30	YPL104080	0.5	G	254	C0053
31	YPL104080	0.5	G	254	C2251
32	YPL104080	0.5	YP	254	C0168
34	YPL104080	0.75	OB	254	C0176
35	YPL801980	1.5	YU	254	C0522
36	YPL801980	1.5	PS	I4	C0524
40	YPL104080	0.75	GP	254	C2257
41	YPL104080	0.75	W	VNT	C2519
42	YPL104080	0.75	U	VNT	C2519
43	YPL104080	0.75	Y	254	C0175
44	YPL104080	0.75	UO	254	C0175
45	YPL104080	0.75	WP	254	C0272

418-117	SRK ITEM	I
YMI902030	SRK ITEM	I
VUB902500		

<b>CSA</b>	<b>1.00- 2.00 CSA</b>	
<b>Cavities: 11,12,23,24,35,36,48</b>		
418-104	SRK ITEM R/B	I
418-107	SRK ITEM PIDG RED	I
418-112	SRK ITEM	I
418-116A	SRK ITEM	I
418-117	SRK ITEM	I
YMI902040	SRK ITEM	I
VUB902510		

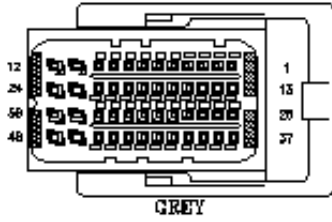
46	YPL104080	0.75	YU	254	C0272
48	YPL801980	1.5	GU	254	C0522

**Connector: C0411**

**Description: Engine control-module (ECM)**

**Location: Rear RH side of engine compartment**

**Qualifier:**

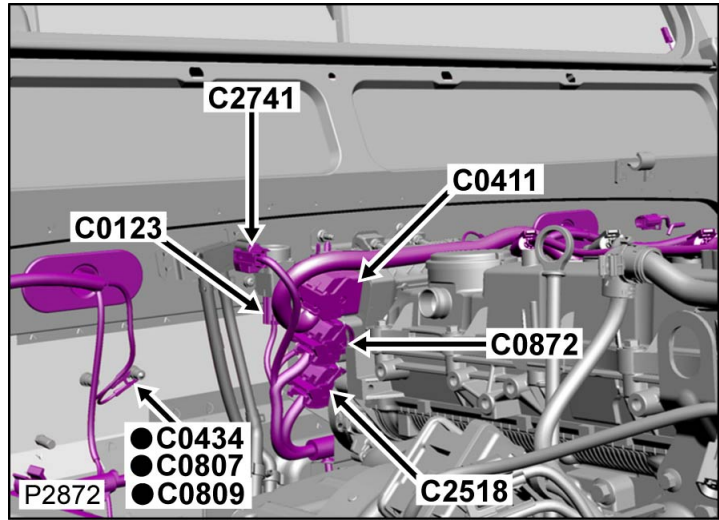


**Part No.: YPC914120**

**Colour: GREY**

**Cavities: 48WY**

**Harness: ENGINE DIESEL HARNESS**



**Wire Chart**

CAV	TERMINAL	CSA	COL	CCT	DESTN
1	YPL104080	0.75	NU	254	C2467
2	YPL104080	0.5	UW	254	C0175
3	YPL104080	0.5	SU	254	C0272
4	YPL104080	0.5	NU	254	C0176
5	YPL104080	0.75	S	254	C0187
6	YPL104080	0.5	GW	254	C2251
7	YPL104080	0.75	UN	254	C2467
8	YPL104080	0.5	YP	254	C0175
9	YPL104080	0.5	GP	254	C0272
10	YPL104080	0.5	GW	VNT	C2519
11	YPL801980	1.5	UO	254	S/JOINT SJ3
12	YPL801980	1.5	SY	14	C0523
13	YPL104080	0.5	WO	VNT	C2519
14	YPL104080	0.5	GP	254	C1558

**Service Repair Kits**

CSA	0.50- 0.75 CSA	
<b>Cavities: 1-10,13-22,25,26,28-32,34,40-46</b>		
418-104	SRK ITEM R/B	1
418-107	SRK ITEM PIDG RED	1
418-112	SRK ITEM	1
418-116A	SRK ITEM	1
418-117	SRK ITEM	1
YMI901820	SRK ITEM	1
VUB902290		

CSA	1.00- 2.00 CSA	
<b>Cavities: 11,12,23,24,35,36,48</b>		
418-104	SRK ITEM R/B	1
418-107	SRK ITEM PIDG RED	1
418-112	SRK ITEM	1

15	YPL104080	0.75	OG	254	C0176
16	YPL104080	0.5	S	254	C0175
17	YPL104080	0.5	PN	VNT	C2519
18	YPL104080	0.5	Y	254	C2256
19	YPL104080	0.75	NY	254	C2257
20	YPL104080	0.5	OB	254	C1558
21	YPL104080	0.75	OS	254	C2257
22	YPL104080	0.5	NG	254	C2256
23	YPL801980	1.5	U	I4	C0525
24	YPL801980	1.5	YO	254	C0525
25	YPL104080	0.75	UO	254	C3356
26	YPL104080	0.5	SW	254	C0272
28	YPL104080	0.5	UG	254	C1558
29	YPL104080	0.75	OU	254	C2467
30	YPL104080	0.5	G	254	C0053
31	YPL104080	0.5	G	254	C2251
32	YPL104080	0.5	YP	254	C0168
34	YPL104080	0.75	OB	254	C0176
35	YPL801980	1.5	YU	254	C0522
36	YPL801980	1.5	PS	I4	C0524
40	YPL104080	0.75	GP	254	C2257
41	YPL104080	0.75	W	VNT	C2519
42	YPL104080	0.75	U	VNT	C2519
43	YPL104080	0.75	Y	254	C0175
44	YPL104080	0.75	UO	254	C0175

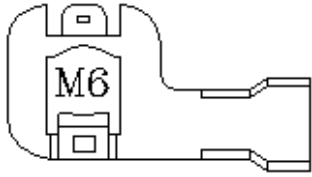
418-116A	SRK ITEM	I
418-117	SRK ITEM	I
YMI902030	SRK ITEM	I
VUB902500		

<b>CSA</b>	<b>1.00- 2.00 CSA</b>	
<b>Cavities: 11,12,23,24,35,36,48</b>		
418-104	SRK ITEM R/B	I
418-107	SRK ITEM PIDG RED	I
418-112	SRK ITEM	I
418-116A	SRK ITEM	I
418-117	SRK ITEM	I
YMI902040	SRK ITEM	I
VUB902510		

45	YPL104080	0.75	WP	254	C0272
46	YPL104080	0.75	YU	254	C0272
48	YPL801980	1.5	GU	254	C0522

[Click here to print](#)

Connector: **C0434**



Part No.: **YPG900260**

Colour: **TIN PLATED**

Cavities: **IWY**

Harness: **MAIN LH + RH HARNESS**

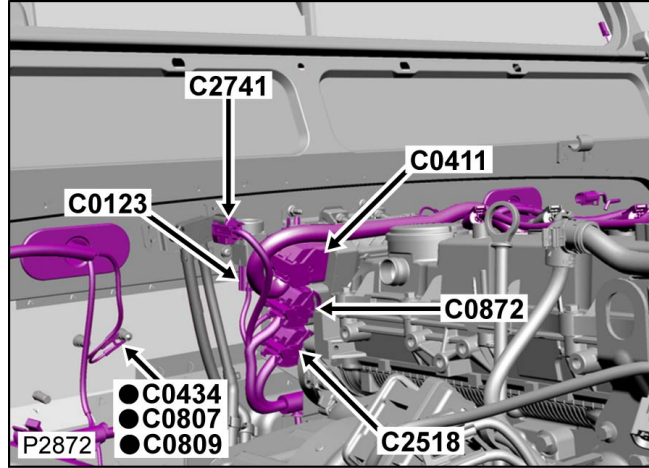
**Wire Chart**

CAV	TERMINAL	CSA	COL	CCT	DESTN
I	-	2.5D	B	9	C0501L
I	-	2.5D	B	10	C0501R

Description: **Earth-ABS modulator**

Location: **Rear RH side of engine compartment**

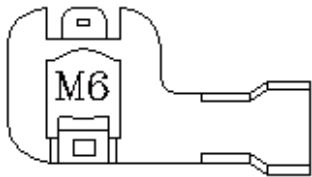
Qualifier:



**Service Repair Kits**

Refer to Harness Repair information  
Se référer aux informations de réparation de faisceau  
Siehe Informationen über Kabelbaumreparaturen  
Vedere le informazioni che trattano le operazioni  
di riparazione del cablaggio  
Remítase a la información sobre reparación de  
mazos de cables  
Raadpleeg de informatie over kabelboomreparaties

Connector: **C0434**



Part No.: **YPG900260**

Colour: **TIN PLATED**

Cavities: **IWY**

Harness: **MAIN LH + RH HARNESS**

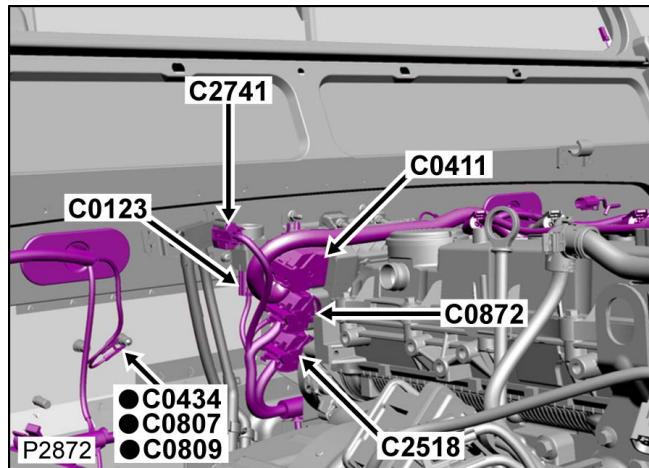
**Wire Chart**

CAV	TERMINAL	CSA	COL	CCT	DESTN
I	-	2.5D	B	9	C0501L
I	-	2.5D	B	10	C0501R

Description: **Earth-ABS modulator**

Location: **Rear RH side of engine compartment**

Qualifier:



**Service Repair Kits**

Refer to Harness Repair information  
Se référer aux informations de réparation de faisceau  
Siehe Informationen über Kabelbaumreparaturen

Wieke Informationen über Kabelboomreparaturen

Vedere le informazioni che trattano le operazioni  
di riparazione del cablaggio

Remítase a la información sobre reparación de  
mazos de cables

Raadpleeg de informatie over kabelboomreparaties

[Click here to print](#)

Connector: **C0448**

Description: **Main harness to engine harness**

Location: **LH side of transfer box**

Qualifier:



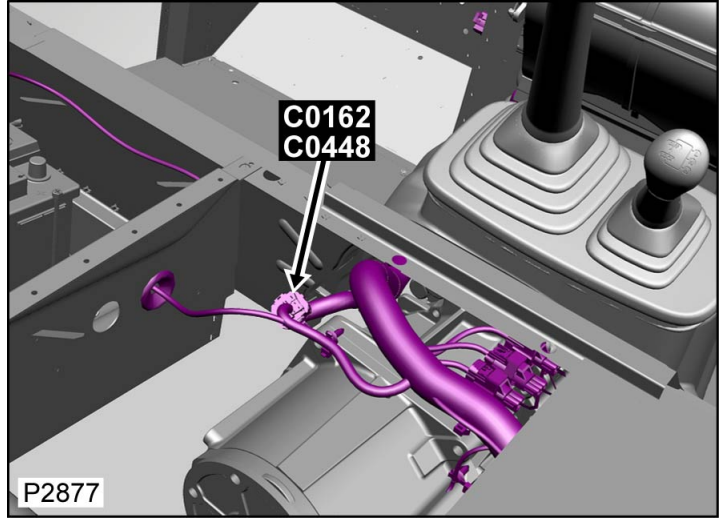
BLACK

Part No.: **YPC908110**

Colour: **BLACK**

Cavities: **12WY**

Harness: **MAIN LH + RH HARNESS**



**Wire Chart**

CAV	TERMINAL	CSA	COL	CCT	DESTN
1	YPL500530	0.5D	YP	254	C2518
2	YPL500530	0.5D	B	254	C2518
3	YPL500480	1.5D	B	14	S/JOINT SJ11
4	YPL500480	2.5D	NR	499	C3764
5	YPL500530	0.5D	PS	254	C2518
6	YPL500530	0.5D	U	254	C2518
7	YPL500530	0.5D	RG	254	S/JOINT SJ17
8	YPL500530	0.5D	SP	254	C2518
9	YPL500480	1.5D	BG	14	C3766
10	YPL500470	0.75D	RG	254	S/JOINT SJ17

**Service Repair Kits**

CSA	1.50- 2.50 CSA	
<b>Cavities: 3,4,9</b>		
418-411-19	SRK ITEM 2.5CSA	I
418-113	SRK ITEM	I
418-104	SRK ITEM R/B	I
418-108	SRK ITEM PIDG BLUE	I
418-117	SRK ITEM	I
418-116A	SRK ITEM	I
VUB900600		

CSA	0.35- 0.50 CSA	
<b>Cavities: 1,2,5-8</b>		
418-411-09	SRK ITEM 1.0CSA	I
418-112	SRK ITEM	I
418-104	SRK ITEM R/B	I
418-107	SRK ITEM PIDG RED	I

418-117	SRK ITEM	I
418-116A	SRK ITEM	I
VUB900500		

<b>CSA</b>	<b>0.35- 0.50 CSA</b>	
<b>Cavities: 1,2,5-8</b>		
418-104	SRK ITEM R/B	I
418-107	SRK ITEM PIDG RED	I
418-112	SRK ITEM	I
418-116A	SRK ITEM	I
418-117	SRK ITEM	I
YMI902500	SRK ITEM	I
VUB902970		

<b>CSA</b>	<b>0.75- 1.00 CSA</b>	
<b>Cavities: 10</b>		
418-411-73	SRK ITEM 1.0CSA	I
418-112	SRK ITEM	I
418-104	SRK ITEM R/B	I
418-107	SRK ITEM PIDG RED	I
418-117	SRK ITEM	I
418-116A	SRK ITEM	I
VUB901140		

<b>CSA</b>	<b>0.75- 1.00 CSA</b>	
<b>Cavities: 10</b>		
418-104	SRK ITEM R/B	I

418-107	SRK ITEM PIDG RED	I
418-112	SRK ITEM	I
418-116A	SRK ITEM	I
418-117	SRK ITEM	I
YMI902490	SRK ITEM	I
VUB902960		

**Connector: C0448**

**Description: Main harness to engine harness**

**Location: LH side of transfer box**

**Qualifier:**



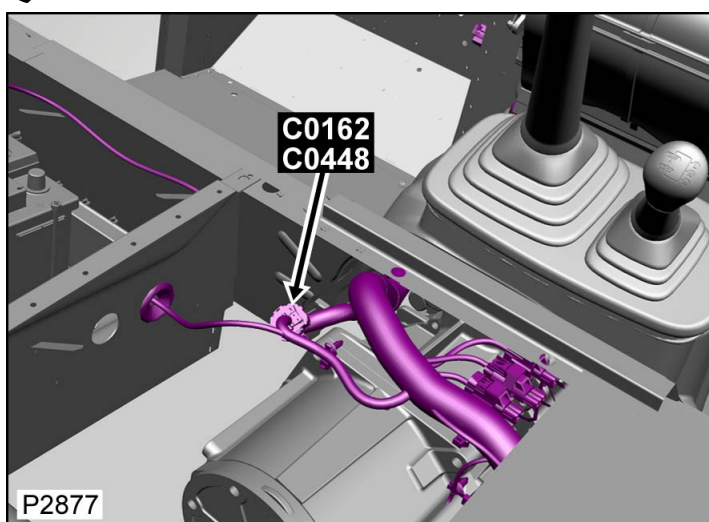
**BLACK**

**Part No.: YPC908110**

**Colour: BLACK**

**Cavities: 12WY**

**Harness: MAIN LH + RH HARNESS**



**Wire Chart**

CAV	TERMINAL	CSA	COL	CCT	DESTN
1	YPL500530	0.5D	YP	254	C2518
2	YPL500530	0.5D	B	254	C2518
3	YPL500480	1.5D	B	14	S/JOINT SJ11
4	YPL500480	2.5D	NR	499	C3764
5	YPL500530	0.5D	PS	254	C2518
6	YPL500530	0.5D	U	254	C2518
7	YPL500530	0.5D	RG	254	S/JOINT SJ17
8	YPL500530	0.5D	SP	254	C2518

**Service Repair Kits**

CSA	1.50- 2.50 CSA	
<b>Cavities: 3,4,9</b>		
418-411-19	SRK ITEM 2.5CSA	I
418-113	SRK ITEM	I
418-104	SRK ITEM R/B	I
418-108	SRK ITEM PIDG BLUE	I
418-117	SRK ITEM	I
418-116A	SRK ITEM	I
VUB900600		

9	YPL500480	1.5D	BG	14	C3766
10	YPL500470	0.75D	RG	254	S/JOINT SJ17

CSA	0.35- 0.50 CSA	
<b>Cavities: 1,2,5-8</b>		
418-411-09	SRK ITEM 1.0CSA	I
418-112	SRK ITEM	I
418-104	SRK ITEM R/B	I
418-107	SRK ITEM PIDG RED	I
418-117	SRK ITEM	I
418-116A	SRK ITEM	I
VUB900500		

CSA	0.35- 0.50 CSA	
<b>Cavities: 1,2,5-8</b>		
418-104	SRK ITEM R/B	I
418-107	SRK ITEM PIDG RED	I
418-112	SRK ITEM	I
418-116A	SRK ITEM	I
418-117	SRK ITEM	I
YMI902500	SRK ITEM	I
VUB902970		

CSA	0.75- 1.00 CSA	
<b>Cavities: 10</b>		
418-411-73	SRK ITEM 1.0CSA	I
418-112	SRK ITEM	I
418-104	SRK ITEM R/B	I
418-107	SRK ITEM PIDG RED	I

418-117	SRK ITEM	I
418-116A	SRK ITEM	I
VUB901140		

<b>CSA</b>	<b>0.75- 1.00 CSA</b>	
<b>Cavities: 10</b>		
418-104	SRK ITEM R/B	I
418-107	SRK ITEM PIDG RED	I
418-112	SRK ITEM	I
418-116A	SRK ITEM	I
418-117	SRK ITEM	I
YMI902490	SRK ITEM	I
VUB902960		

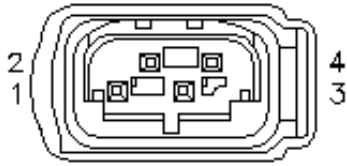
[Click here to print](#)

Connector: **C0459**

Description: **Main harness to front door harness**

Location: **LH 'A' post**

Qualifier:



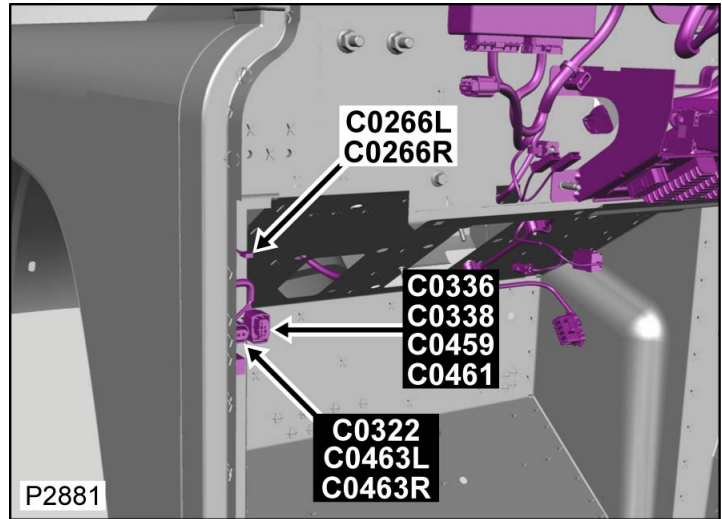
**BLACK**

Part No.: **YPC800590**

Colour: **BLACK**

Cavities: **4WY**

Harness: **MAIN LH + RH HARNESS**



**Wire Chart**

CAV	TERMINAL	CSA	COL	CCT	DESTN
1	YPL101510	0.75D	O	767L	S/JOINT SJ77
2	YPL101510	0.75D	K	767L	S/JOINT SJ78
3	YPL101500	0.5D	B	767L	C0289
4	YPL101500	0.5D	YK	767L	C0061L

**Service Repair Kits**

CSA	0.20- 0.50 CSA	
<b>Cavities: 1,2-4</b>		
418-549-11	SRK ITEM MQS FAMILY 0.75CSA	I
418-112	SRK ITEM	I
418-104	SRK ITEM R/B	I
418-107	SRK ITEM PIDG RED	I
418-117	SRK ITEM	I
418-116A	SRK ITEM	I
VUB500150		

CSA	0.20- 0.50 CSA	
<b>Cavities: 3,4</b>		
418-104	SRK ITEM R/B	I
418-107	SRK ITEM PIDG RED	I
418-112	SRK ITEM	I

418-116A	SRK ITEM	I
418-117	SRK ITEM	I
YMI902410	SRK ITEM	I
VUB902880		

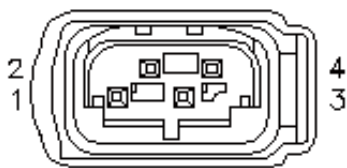
<b>CSA</b>	<b>0.20- 0.50 CSA</b>	
<b>Cavities: 3,4</b>		
418-104	SRK ITEM R/B	I
418-107	SRK ITEM PIDG RED	I
418-112	SRK ITEM	I
418-116A	SRK ITEM	I
418-117	SRK ITEM	I
YMI902420	SRK ITEM	I
VUB902890		

**Connector: C0459**

**Description: Main harness to front door harness**

**Location: LH 'A' post**

**Qualifier:**



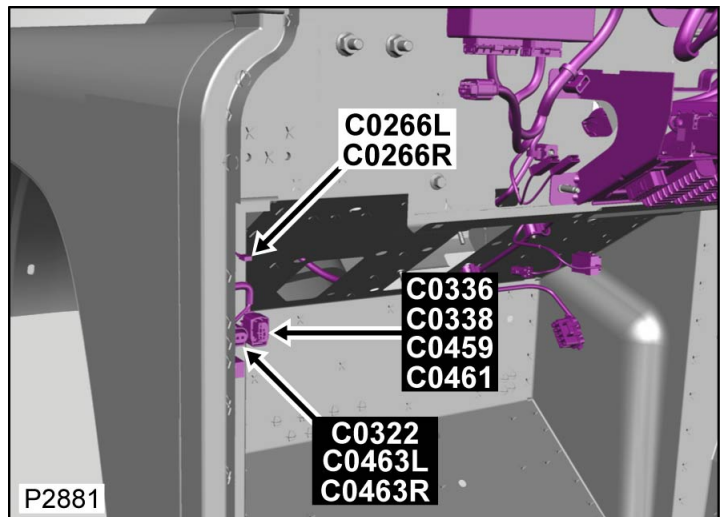
**BLACK**

**Part No.: YPC800590**

**Colour: BLACK**

**Cavities: 4WY**

**Harness: MAIN LH + RH HARNESS**



**Wire Chart**

CAV	TERMINAL	CSA	COL	CCT	DESTN
I	YPL101510	0.75D	O	767L	S/JOINT SJ77

**Service Repair Kits**

<b>CSA</b>	<b>0.20- 0.50 CSA</b>	
<b>Cavities: 1,2-4</b>		

2	YPL101510	0.75D	K	767L	S/JOINT SJ78
3	YPL101500	0.5D	B	767L	C0289
4	YPL101500	0.5D	YK	767L	C0061L

418-549-11	SRK ITEM MQS FAMILY 0.75CSA	I
418-112	SRK ITEM	I
418-104	SRK ITEM R/B	I
418-107	SRK ITEM PIDG RED	I
418-117	SRK ITEM	I
418-116A	SRK ITEM	I
VUB500150		

CSA	0.20- 0.50 CSA	
<b>Cavities: 3,4</b>		
418-104	SRK ITEM R/B	I
418-107	SRK ITEM PIDG RED	I
418-112	SRK ITEM	I
418-116A	SRK ITEM	I
418-117	SRK ITEM	I
YMI902410	SRK ITEM	I
VUB902880		

CSA	0.20- 0.50 CSA	
<b>Cavities: 3,4</b>		
418-104	SRK ITEM R/B	I
418-107	SRK ITEM PIDG RED	I
418-112	SRK ITEM	I
418-116A	SRK ITEM	I
418-117	SRK ITEM	I
YMI902420	SRK ITEM	I



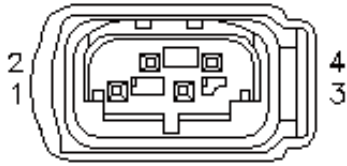
[Click here to print](#)

Connector: **C0460**

Description: **Main harness to door harness**

Location: **RH 'A' post**

Qualifier:



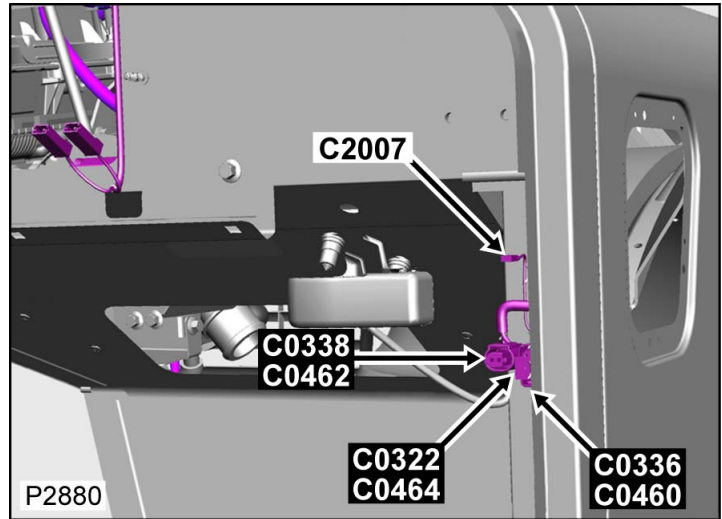
**BLACK**

Part No.: **YPC800590**

Colour: **BLACK**

Cavities: **4WY**

Harness: **MAIN LH + RH HARNESS**



**Wire Chart**

CAV	TERMINAL	CSA	COL	CCT	DESTN
1	YPL101510	0.75D	O	767R	S/JOINT SJ77
2	YPL101510	0.75D	K	767R	S/JOINT SJ78
3	YPL101500	0.5D	B	767R	C0289
4	YPL101500	0.5D	YK	767R	C0061R

**Service Repair Kits**

CSA	0.20- 0.50 CSA	
<b>Cavities: 1,2-4</b>		
418-549-11	SRK ITEM MQS FAMILY 0.75CSA	I
418-112	SRK ITEM	I
418-104	SRK ITEM R/B	I
418-107	SRK ITEM PIDG RED	I
418-117	SRK ITEM	I
418-116A	SRK ITEM	I
VUB500150		

CSA	0.20- 0.50 CSA	
<b>Cavities: 3,4</b>		
418-104	SRK ITEM R/B	I
418-107	SRK ITEM PIDG RED	I
418-112	SRK ITEM	I

418-116A	SRK ITEM	I
418-117	SRK ITEM	I
YMI902410	SRK ITEM	I
VUB902880		

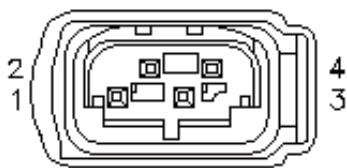
<b>CSA</b>	<b>0.20- 0.50 CSA</b>	
<b>Cavities: 3,4</b>		
418-104	SRK ITEM R/B	I
418-107	SRK ITEM PIDG RED	I
418-112	SRK ITEM	I
418-116A	SRK ITEM	I
418-117	SRK ITEM	I
YMI902420	SRK ITEM	I
VUB902890		

**Connector: C0460**

**Description: Main harness to door harness**

**Location: RH 'A' post**

**Qualifier:**



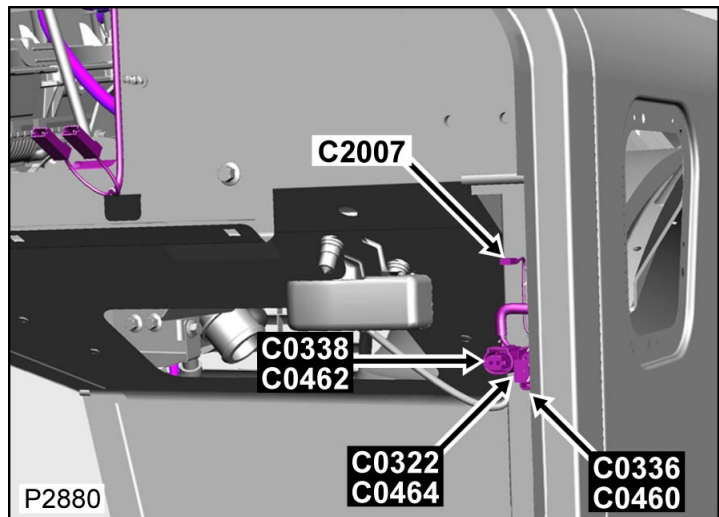
**BLACK**

**Part No.: YPC800590**

**Colour: BLACK**

**Cavities: 4WY**

**Harness: MAIN LH + RH HARNESS**



**Wire Chart**

CAV	TERMINAL	CSA	COL	CCT	DESTN
I	YPL101510	0.75D	O	767R	S/JOINT SJ77

**Service Repair Kits**

<b>CSA</b>	<b>0.20- 0.50 CSA</b>	
<b>Cavities: 1,2-4</b>		

2	YPL101510	0.75D	K	767R	S/JOINT SJ78
3	YPL101500	0.5D	B	767R	C0289
4	YPL101500	0.5D	YK	767R	C0061R

418-549-11	SRK ITEM MQS FAMILY 0.75CSA	I
418-112	SRK ITEM	I
418-104	SRK ITEM R/B	I
418-107	SRK ITEM PIDG RED	I
418-117	SRK ITEM	I
418-116A	SRK ITEM	I
VUB500150		

CSA	0.20- 0.50 CSA	
<b>Cavities: 3,4</b>		
418-104	SRK ITEM R/B	I
418-107	SRK ITEM PIDG RED	I
418-112	SRK ITEM	I
418-116A	SRK ITEM	I
418-117	SRK ITEM	I
YMI902410	SRK ITEM	I
VUB902880		

CSA	0.20- 0.50 CSA	
<b>Cavities: 3,4</b>		
418-104	SRK ITEM R/B	I
418-107	SRK ITEM PIDG RED	I
418-112	SRK ITEM	I
418-116A	SRK ITEM	I
418-117	SRK ITEM	I
YMI902420	SRK ITEM	I



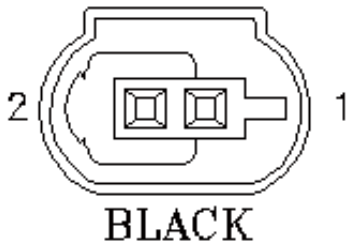
[Click here to print](#)

Connector: **C046 I**

Description: **Main harness to front door harness**

Location: **LH 'A' post**

Qualifier:

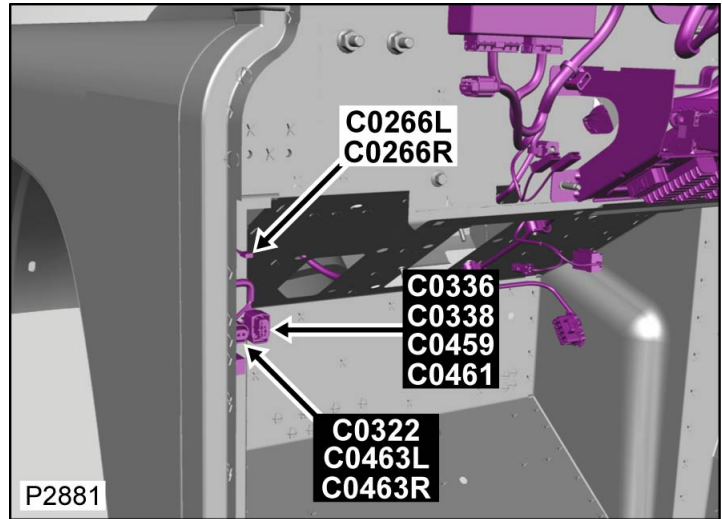


Part No.: **YPC500360**

Colour: **BLACK**

Cavities: **2WY**

Harness: **MAIN LH + RH HARNESS**



**Wire Chart**

CAV	TERMINAL	CSA	COL	CCT	DESTN
1	YPL101510	0.75D	O	767R	S/JOINT SJ77
2	YPL101510	0.75D	K	767R	S/JOINT SJ78

**Service Repair Kits**

CSA	0.75- 0.75 CSA	
<b>Cavities: 1,2</b>		
418-549-11	SRK ITEM MQS FAMILY 0.75CSA	1
418-112	SRK ITEM	1
418-104	SRK ITEM R/B	1
418-107	SRK ITEM PIDG RED	1
418-117	SRK ITEM	1
418-116A	SRK ITEM	1
VUB500150		

Connector: **C046 I**

Description: **Main harness to front door harness**

Location: **LH 'A' post**

Qualifier:

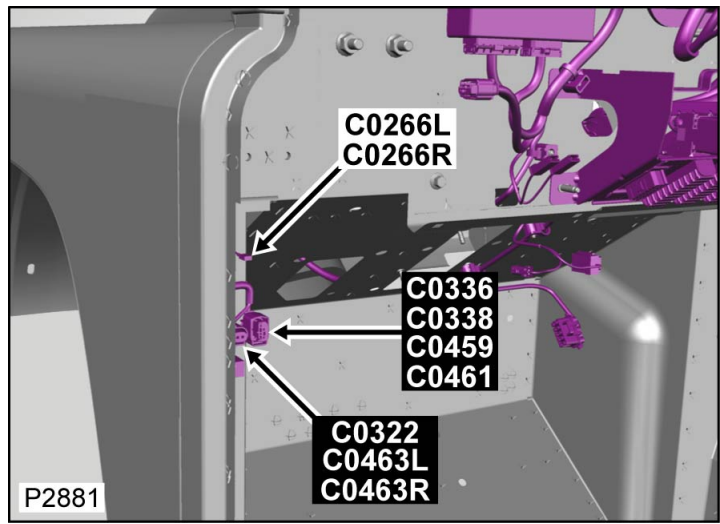


Part No.: **YPC500360**

**Colour: BLACK**

**Cavities: 2WY**

**Harness: MAIN LH + RH HARNESS**



**Wire Chart**

CAV	TERMINAL	CSA	COL	CCT	DESTN
1	YPL101510	0.75D	O	767R	S/JOINT SJ77
2	YPL101510	0.75D	K	767R	S/JOINT SJ78

**Service Repair Kits**

CSA	0.75- 0.75 CSA	
<b>Cavities: 1,2</b>		
418-549-11	SRK ITEM MQS FAMILY 0.75CSA	1
418-112	SRK ITEM	1
418-104	SRK ITEM R/B	1
418-107	SRK ITEM PIDG RED	1
418-117	SRK ITEM	1
418-116A	SRK ITEM	1
VUB500150		

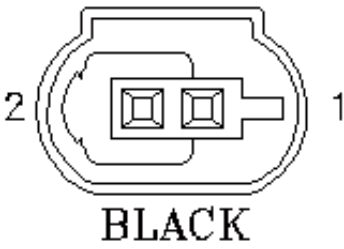
[Click here to print](#)

Connector: **C0462**

Description: **Door harness to main harness**

Location: **RH 'A' post**

Qualifier:

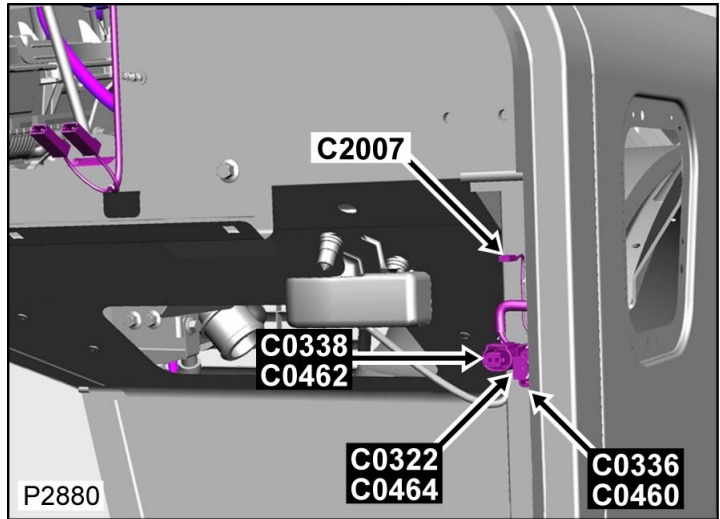


Part No.: **YPC500360**

Colour: **BLACK**

Cavities: **2WY**

Harness: **MAIN LH + RH HARNESS**



**Wire Chart**

CAV	TERMINAL	CSA	COL	CCT	DESTN
1	YPL101510	0.75D	O	767L	S/JOINT SJ77
2	YPL101510	0.75D	K	767L	S/JOINT SJ78

**Service Repair Kits**

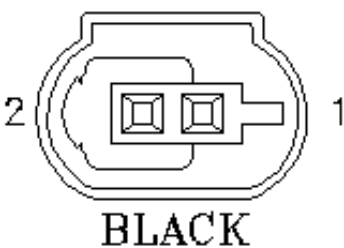
CSA	0.75- 0.75 CSA	
<b>Cavities: 1,2</b>		
418-549-11	SRK ITEM MQS FAMILY 0.75CSA	1
418-112	SRK ITEM	1
418-104	SRK ITEM R/B	1
418-107	SRK ITEM PIDG RED	1
418-117	SRK ITEM	1
418-116A	SRK ITEM	1
VUB500150		

Connector: **C0462**

Description: **Door harness to main harness**

Location: **RH 'A' post**

Qualifier:

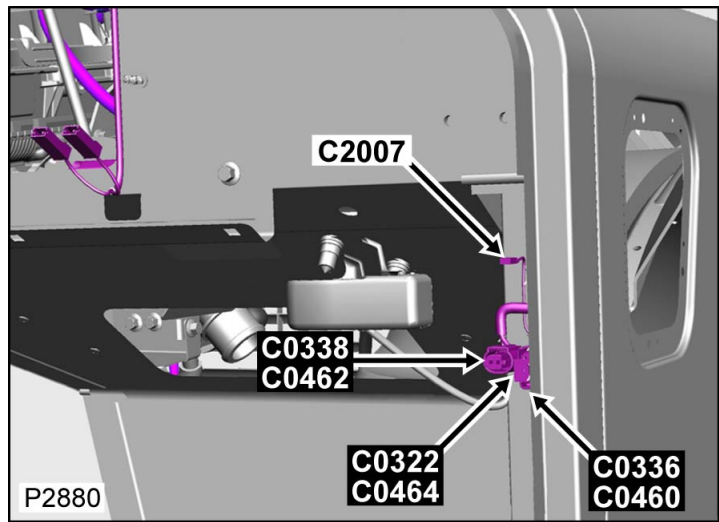


Part No.: **YPC500360**

**Colour: BLACK**

**Cavities: 2WY**

**Harness: MAIN LH + RH HARNESS**



**Wire Chart**

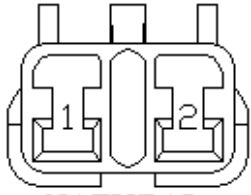
CAV	TERMINAL	CSA	COL	CCT	DESTN
1	YPL101510	0.75D	O	767L	S/JOINT SJ77
2	YPL101510	0.75D	K	767L	S/JOINT SJ78

**Service Repair Kits**

CSA	0.75- 0.75 CSA	
<b>Cavities: 1,2</b>		
418-549-11	SRK ITEM MQS FAMILY 0.75CSA	1
418-112	SRK ITEM	1
418-104	SRK ITEM R/B	1
418-107	SRK ITEM PIDG RED	1
418-117	SRK ITEM	1
418-116A	SRK ITEM	1
VUB500150		

[Click here to print](#)

Connector: **C0463L**



NATURAL

Part No.: **AFU3635**

Colour: **NATURAL**

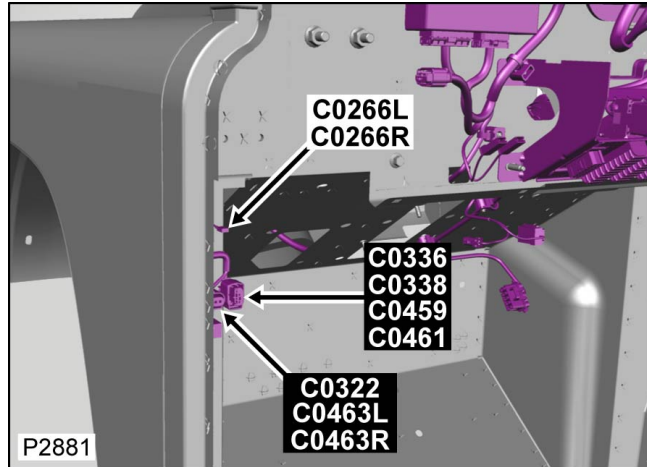
Cavities: **2WY**

Harness: **MAIN LH + RH HARNESS**

Description: **Main harness to passenger door harness**

Location: **LH 'A' post**

Qualifier:



**Wire Chart**

CAV	TERMINAL	CSA	COL	CCT	DESTN
1	YPLI0027	1.5D	R	247L	C0321
2	YPLI0027	1.5D	U	247L	C0321

**Service Repair Kits**

Refer to Harness Repair information

Se référer aux informations de réparation de faisceau

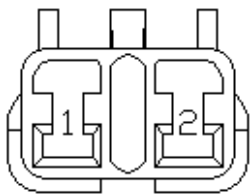
Siehe Informationen über Kabelbaumreparaturen

Vedere le informazioni che trattano le operazioni di riparazione del cablaggio

Remítase a la información sobre reparación de mazos de cables

Raadpleeg de informatie over kabelboomreparaties

Connector: **C0463L**



NATURAL

Part No.: **AFU3635**

Colour: **NATURAL**

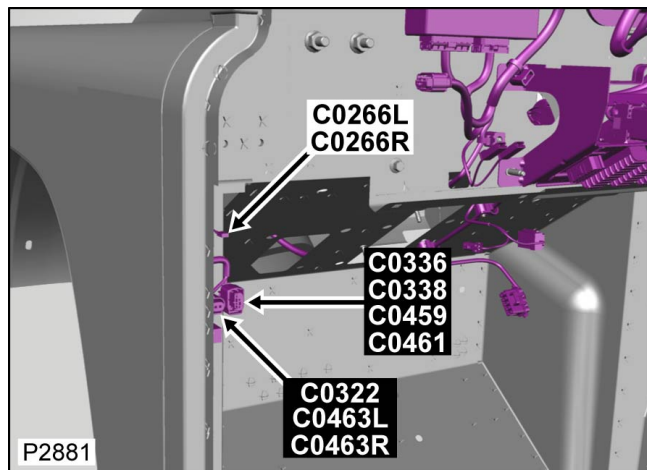
Cavities: **2WY**

Harness: **MAIN LH + RH HARNESS**

Description: **Main harness to passenger door harness**

Location: **LH 'A' post**

Qualifier:



**Wire Chart**

CAV	TERMINAL	CSA	COL	CCT	DESTN
1	YPLI0027	1.5D	R	247L	C0321
2	YPLI0027	1.5D	U	247L	C0321

**Service Repair Kits**

Refer to Harness Repair information

Se référer aux informations de réparation de faisceau

Siehe Informationen über Kabelbaumreparaturen

Vedere le informazioni che trattano le operazioni di riparazione del cablaggio

Remítase a la información sobre reparación de mazos de cables

Raadpleeg de informatie over kabelboomreparaties

Refer to Harness Repair information

Se référer aux informations de réparation de faisceau

Siehe Informationen über Kabelbaumreparaturen

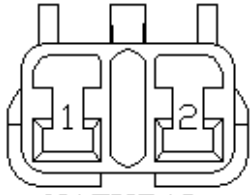
Vedere le informazioni che trattano le operazioni  
di riparazione del cablaggio

Remítase a la información sobre reparación de  
mazos de cables

Raadpleeg de informatie over kabelboomreparaties

[Click here to print](#)

Connector: **C0463R**



NATURAL

Part No.: **AFU3635**

Colour: **NATURAL**

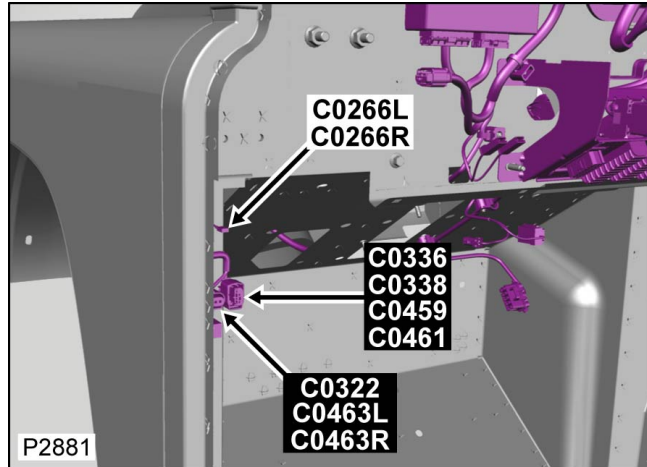
Cavities: **2WY**

Harness: **MAIN LH + RH HARNESS**

Description: **Main harness to passenger door harness**

Location: **LH 'A' post**

Qualifier:



#### Wire Chart

CAV	TERMINAL	CSA	COL	CCT	DESTN
1	YPLI0027	1.5D	R	247R	C0321
2	YPLI0027	1.5D	U	247R	C0321

#### Service Repair Kits

Refer to Harness Repair information

Se référer aux informations de réparation de faisceau

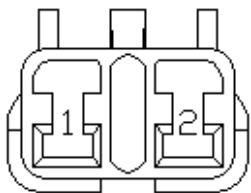
Siehe Informationen über Kabelbaumreparaturen

Vedere le informazioni che trattano le operazioni di riparazione del cablaggio

Remítase a la información sobre reparación de mazos de cables

Raadpleeg de informatie over kabelboomreparaties

Connector: **C0463R**



NATURAL

Part No.: **AFU3635**

Colour: **NATURAL**

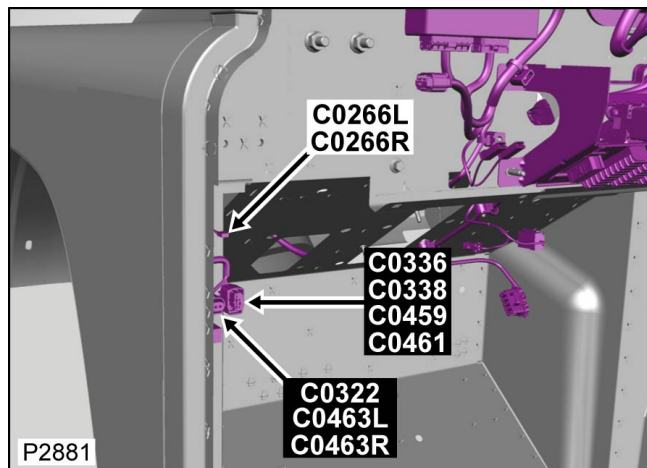
Cavities: **2WY**

Harness: **MAIN LH + RH HARNESS**

Description: **Main harness to passenger door harness**

Location: **LH 'A' post**

Qualifier:



#### Wire Chart

CAV	TERMINAL	CSA	COL	CCT	DESTN
1	YPLI0027	1.5D	R	247R	C0321
2	YPLI0027	1.5D	U	247R	C0321

#### Service Repair Kits

Refer to Harness Repair information

Se référer aux informations de réparation de faisceau

Siehe Informationen über Kabelbaumreparaturen

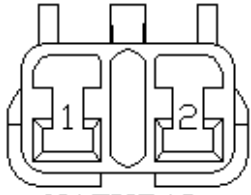
Vedere le informazioni che trattano le operazioni  
di riparazione del cablaggio

Remítase a la información sobre reparación de  
mazos de cables

Raadpleeg de informatie over kabelboomreparaties

[Click here to print](#)

Connector: **C0464**



NATURAL

Part No.: **AFU3635**

Colour: **NATURAL**

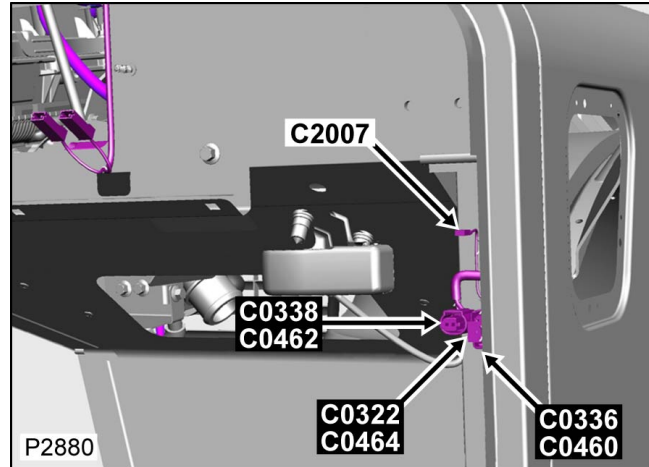
Cavities: **2WY**

Harness: **MAIN LH + RH HARNESS**

Description: **Main harness to door harness**

Location: **RH 'A' post**

Qualifier:



**Wire Chart**

CAV	TERMINAL	CSA	COL	CCT	DESTN
1	YPLI0027	1.5D	OR	247R	C0242
1	YPLI0027	1.5D	OR	247L	C0242
2	YPLI0027	1.5D	OU	247R	C0242
2	YPLI0027	1.5D	OU	247L	C0242

**Service Repair Kits**

Refer to Harness Repair information

Se référer aux informations de réparation de faisceau

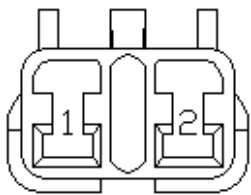
Siehe Informationen über Kabelbaumreparaturen

Vedere le informazioni che trattano le operazioni di riparazione del cablaggio

Remítase a la información sobre reparación de mazos de cables

Raadpleeg de informatie over kabelboomreparaties

Connector: **C0464**



NATURAL

Part No.: **AFU3635**

Colour: **NATURAL**

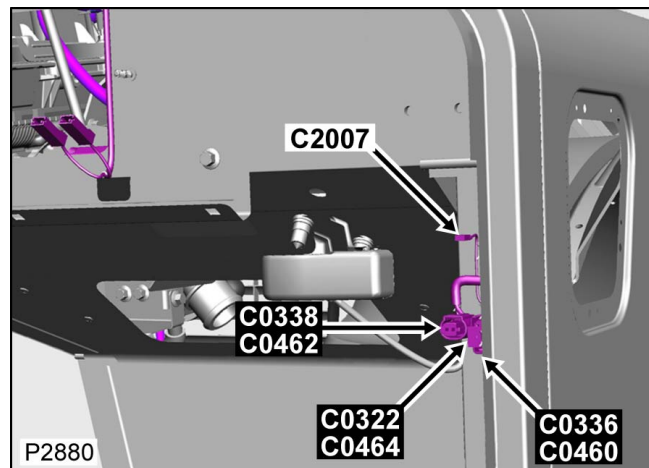
Cavities: **2WY**

Harness: **MAIN LH + RH HARNESS**

Description: **Main harness to door harness**

Location: **RH 'A' post**

Qualifier:



**Wire Chart**

CAV	TERMINAL	CSA	COL	CCT	DESTN
1	YPLI0027	1.5D	OR	247R	C0242
1	YPLI0027	1.5D	OR	247L	C0242

**Service Repair Kits**

Refer to Harness Repair information

Se référer aux informations de réparation de faisceau

Siehe Informationen über Kabelbaumreparaturen

2	YPLI0027	I.5D	OU	247R	C0242
2	YPLI0027	I.5D	OU	247L	C0242

Wieke informatie over kabelboomreparaties

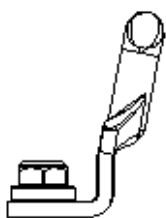
Vedere le informazioni che trattano le operazioni  
di riparazione del cablaggio

Remítase a la información sobre reparación de  
mazos de cables

Raadpleeg de informatie over kabelboomreparaties

[Click here to print](#)

Connector: **C0476**



Part No.: **CCIT-I4463-CA**

Colour:

Cavities:

Harness: **GLOWPLUG LINK HARNESS**

#### Wire Chart

CAV	TERMINAL	CSA	COL	CCT	DESTN
I		2.5D	SP	254	C3355

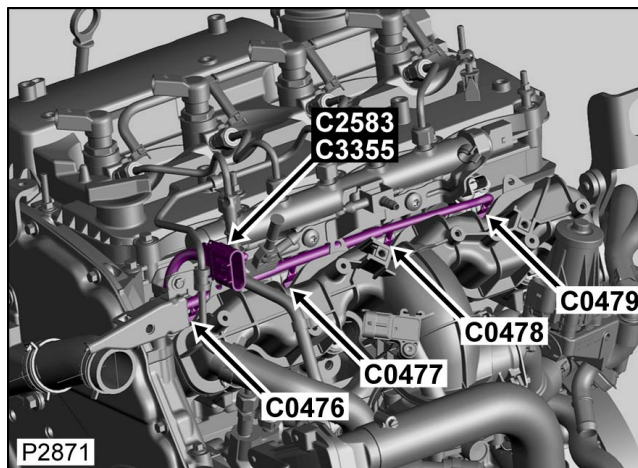
#### Service Repair Kits

Refer to Harness Repair information  
Se référer aux informations de réparation de faisceau  
Siehe Informationen über Kabelbaumreparaturen  
Vedere le informazioni che trattano le operazioni  
di riparazione del cablaggio  
Remítase a la información sobre reparación de  
mazos de cables  
Raadpleeg de informatie over kabelboomreparaties

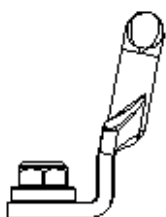
Description: **Glow plug**

Location: **LH side of engine**

Qualifier:



Connector: **C0476**



Part No.: **CCIT-I4463-CA**

Colour:

Cavities:

Harness: **GLOWPLUG LINK HARNESS**

#### Wire Chart

CAV	TERMINAL	CSA	COL	CCT	DESTN
I		2.5D	SP	254	C3355

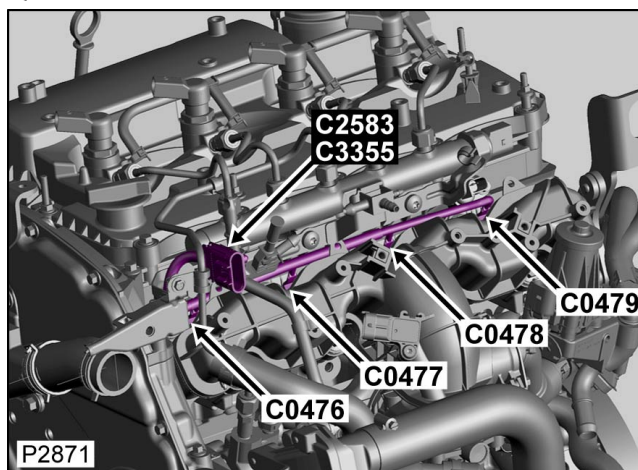
#### Service Repair Kits

Refer to Harness Repair information  
Se référer aux informations de réparation de faisceau  
Siehe Informationen über Kabelbaumreparaturen

Description: **Glow plug**

Location: **LH side of engine**

Qualifier:



Wieke Informationen über Kabelboomreparaturen

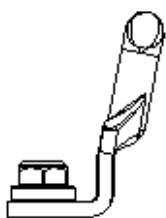
Vedere le informazioni che trattano le operazioni  
di riparazione del cablaggio

Remítase a la información sobre reparación de  
mazos de cables

Raadpleeg de informatie over kabelboomreparaties

[Click here to print](#)

Connector: **C0477**



Part No.: **CCIT-14463-CA**

Colour:

Cavities:

Harness: **GLOWPLUG LINK HARNESS**

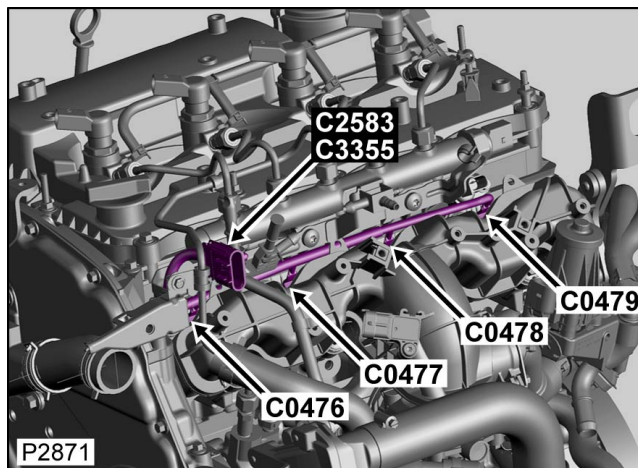
#### Wire Chart

CAV	TERMINAL	CSA	COL	CCT	DESTN
I		2.5D	UN	254	C3355

Description: **Glow plug**

Location: **LH side of engine**

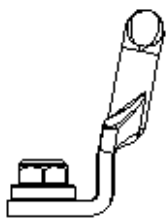
Qualifier:



#### Service Repair Kits

Refer to Harness Repair information  
Se référer aux informations de réparation de faisceau  
Siehe Informationen über Kabelbaumreparaturen  
Vedere le informazioni che trattano le operazioni  
di riparazione del cablaggio  
Remítase a la información sobre reparación de  
mazos de cables  
Raadpleeg de informatie over kabelboomreparaties

Connector: **C0477**



Part No.: **CCIT-14463-CA**

Colour:

Cavities:

Harness: **GLOWPLUG LINK HARNESS**

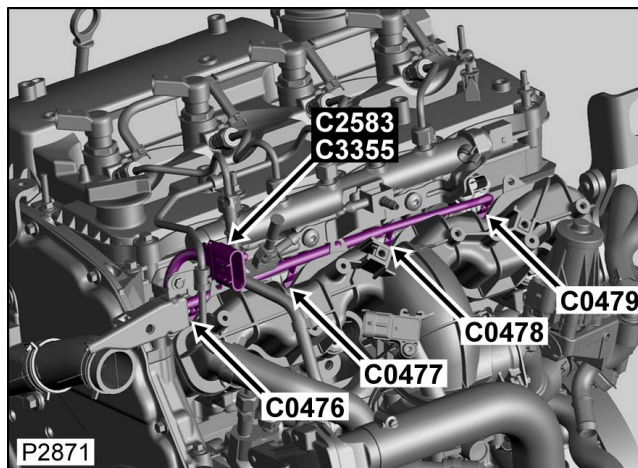
#### Wire Chart

CAV	TERMINAL	CSA	COL	CCT	DESTN
I		2.5D	UN	254	C3355

Description: **Glow plug**

Location: **LH side of engine**

Qualifier:



#### Service Repair Kits

Refer to Harness Repair information  
Se référer aux informations de réparation de faisceau  
Siehe Informationen über Kabelbaumreparaturen

Wieke Informationen über Kabelboomreparaturen

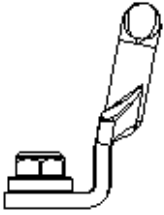
Vedere le informazioni che trattano le operazioni  
di riparazione del cablaggio

Remítase a la información sobre reparación de  
mazos de cables

Raadpleeg de informatie over kabelboomreparaties

[Click here to print](#)

Connector: **C0478**



Part No.: **CCIT-I4463-CA**

Colour:

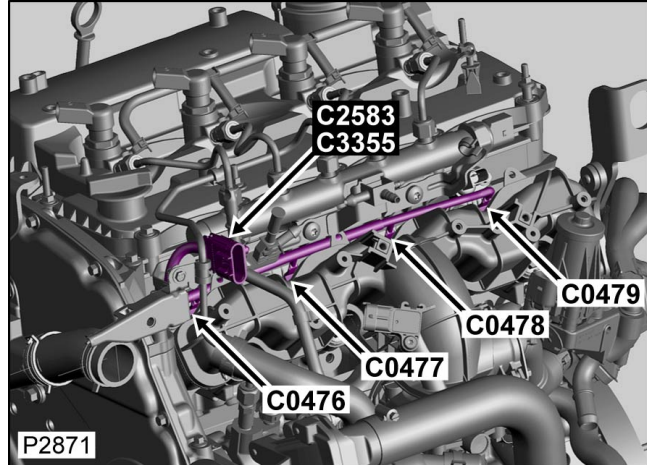
Cavities:

Harness: **GLOWPLUG LINK HARNESS**

Description: **Glow plug**

Location: **LH side of engine**

Qualifier:



#### Wire Chart

CAV	TERMINAL	CSA	COL	CCT	DESTN
I		2.5D	PW	254	C3355

#### Service Repair Kits

Refer to Harness Repair information

Se référer aux informations de réparation de faisceau

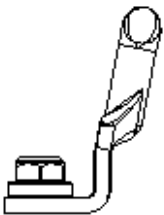
Siehe Informationen über Kabelbaumreparaturen

Vedere le informazioni che trattano le operazioni di riparazione del cablaggio

Remítase a la información sobre reparación de mazos de cables

Raadpleeg de informatie over kabelboomreparaties

Connector: **C0478**



Part No.: **CCIT-I4463-CA**

Colour:

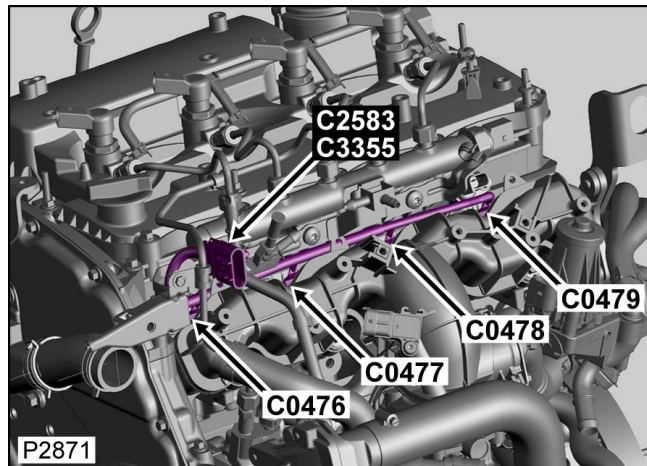
Cavities:

Harness: **GLOWPLUG LINK HARNESS**

Description: **Glow plug**

Location: **LH side of engine**

Qualifier:



#### Wire Chart

CAV	TERMINAL	CSA	COL	CCT	DESTN
I		2.5D	PW	254	C3355

#### Service Repair Kits

Refer to Harness Repair information

Se référer aux informations de réparation de faisceau

Siehe Informationen über Kabelbaumreparaturen

Wieke Informationen über Kabelboomreparaturen

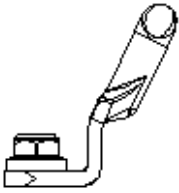
Vedere le informazioni che trattano le operazioni  
di riparazione del cablaggio

Remítase a la información sobre reparación de  
mazos de cables

Raadpleeg de informatie over kabelboomreparaties

[Click here to print](#)

Connector: **C0479**



Part No.: **CCIT-I4463-DA**

Colour:

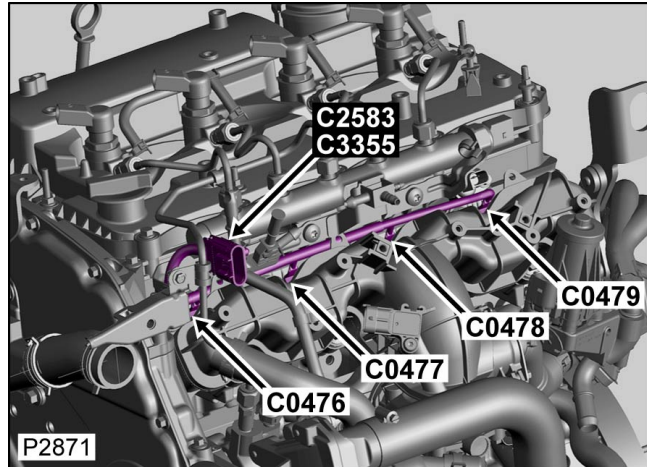
Cavities:

Harness: **GLOWPLUG LINK HARNESS**

Description: **Glow plug**

Location: **LH side of engine**

Qualifier:



**Wire Chart**

CAV	TERMINAL	CSA	COL	CCT	DESTN
I		2.5D	YU	254	C3355

**Service Repair Kits**

Refer to Harness Repair information  
Se référer aux informations de réparation de faisceau  
Siehe Informationen über Kabelbaumreparaturen  
Vedere le informazioni che trattano le operazioni  
di riparazione del cablaggio  
Remítase a la información sobre reparación de  
mazos de cables  
Raadpleeg de informatie over kabelboomreparaties

Connector: **C0479**



Part No.: **CCIT-I4463-DA**

Colour:

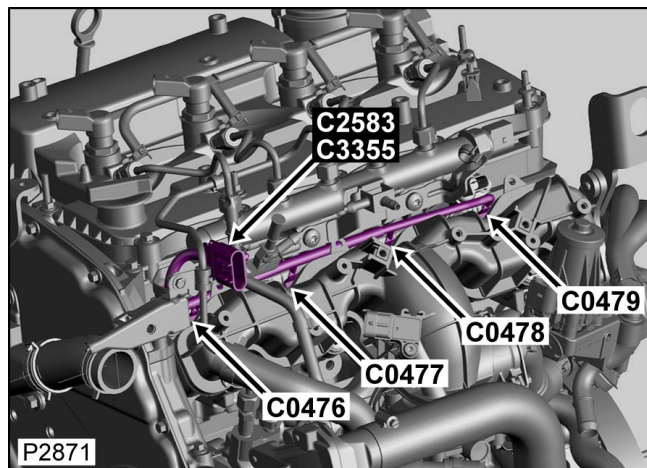
Cavities:

Harness: **GLOWPLUG LINK HARNESS**

Description: **Glow plug**

Location: **LH side of engine**

Qualifier:



**Wire Chart**

CAV	TERMINAL	CSA	COL	CCT	DESTN
I		2.5D	YU	254	C3355

**Service Repair Kits**

Refer to Harness Repair information  
Se référer aux informations de réparation de faisceau  
Siehe Informationen über Kabelbaumreparaturen

Wieke Informationen über Kabelboomreparaturen

Vedere le informazioni che trattano le operazioni  
di riparazione del cablaggio

Remítase a la información sobre reparación de  
mazos de cables

Raadpleeg de informatie over kabelboomreparaties

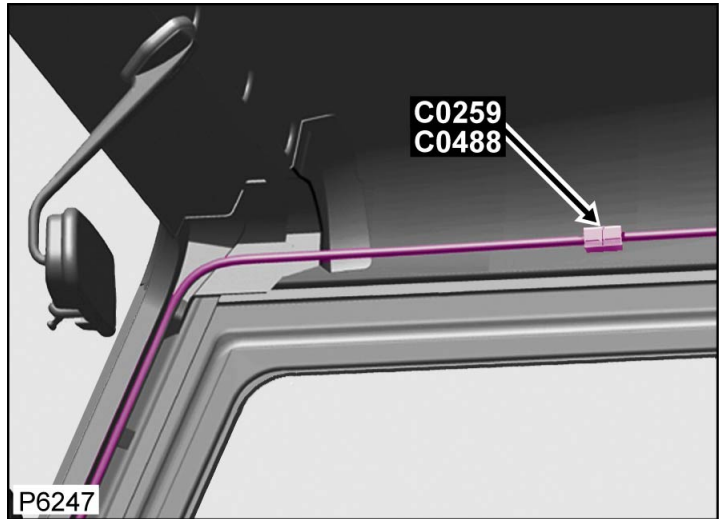
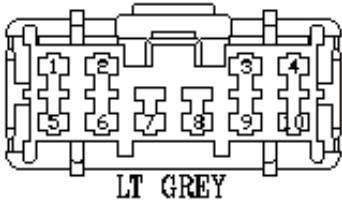
[Click here to print](#)

Connector: **C0488**

Description: **Main harness to roof harness**

Location: **Headlining - Front RH side**

Qualifier:



Part No.: **YPCI0534**

Colour: **LIGHT GREY**

Cavities: **10WY**

Harness: **MAIN LH + RH HARNESS**

**Wire Chart**

CAV	TERMINAL	CSA	COL	CCT	DESTN
1	AFU3560	1.0D	B	499	S/JOINT SJ13
2	AFU3572	0.5D	PW	22R	C0061R
2	AFU3572	0.5D	PW	22L	C0061L
3	AFU3572	0.5D	PN	499	S/JOINT SJ60
4	AFU3572	0.5D	PU	22	S/JOINT SJ54
5	AFU3560	1.0D	K	767	S/JOINT SJ78
6	AFU3560	1.0D	O	767	S/JOINT SJ77
8	AFU3572	0.5D	BN	22R	C0061R
8	AFU3572	0.5D	BN	22L	C0061L
9	AFU3560	1.0D	B	22	C1398
10	AFU3572	0.5D	WB	22R	C0061R
10	AFU3572	0.5D	WB	22L	C0061L

**Service Repair Kits**

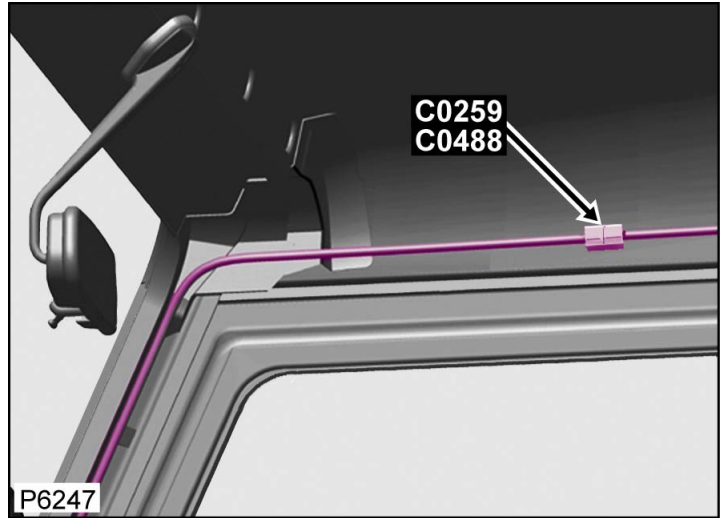
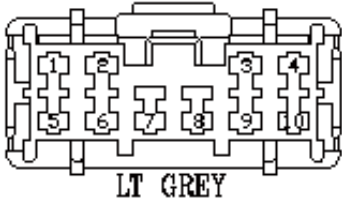
CSA	0.20- 0.50 CSA	
<b>Cavities: 1-6,8-10</b>		
418-549-45	SRK ITEM DS090 FAMILY 1.5CSA	I
418-112	SRK ITEM	I
418-104	SRK ITEM R/B	I
418-107	SRK ITEM PIDG RED	I
418-117	SRK ITEM	I
418-116A	SRK ITEM	I
VUB001640		

Connector: **C0488**

Description: **Main harness to roof harness**

Location: **Headlining - Front RH side**

**Qualifier:**



**Part No.:** YPCI0534  
**Colour:** LIGHT GREY  
**Cavities:** 10WY

**Harness:** MAIN LH + RH HARNESS

**Wire Chart**

CAV	TERMINAL	CSA	COL	CCT	DESTN
1	AFU3560	1.0D	B	499	S/JOINT SJ13
2	AFU3572	0.5D	PW	22R	C0061R
2	AFU3572	0.5D	PW	22L	C0061L
3	AFU3572	0.5D	PN	499	S/JOINT SJ60
4	AFU3572	0.5D	PU	22	S/JOINT SJ54
5	AFU3560	1.0D	K	767	S/JOINT SJ78
6	AFU3560	1.0D	O	767	S/JOINT SJ77
8	AFU3572	0.5D	BN	22R	C0061R
8	AFU3572	0.5D	BN	22L	C0061L
9	AFU3560	1.0D	B	22	C1398
10	AFU3572	0.5D	WB	22R	C0061R
10	AFU3572	0.5D	WB	22L	C0061L

**Service Repair Kits**

CSA	0.20- 0.50 CSA	
<b>Cavities: 1-6,8-10</b>		
418-549-45	SRK ITEM DS090 FAMILY 1.5CSA	1
418-112	SRK ITEM	1
418-104	SRK ITEM R/B	1
418-107	SRK ITEM PIDG RED	1
418-117	SRK ITEM	1
418-116A	SRK ITEM	1
VUB001640		

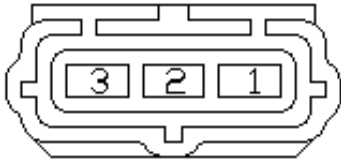
[Click here to print](#)

Connector: **C0489**

Description: **Tail lamp unit-RH**

Location: **RH rear of vehicle**

Qualifier:




**BLACK**

Part No.: **YPCI0068**

Colour: **BLACK**

Cavities: **3WY**

Harness: **CHASSIS HARNESS**



**Wire Chart**

CAV	TERMINAL	CSA	COL	CCT	DESTN
1	AFU3802	1.5D	B	772	S/JOINT SJ26
1	AFU3802	1.5D	B	985	S/JOINT SJ4
2	AFU3802	1.5D	GP	772	S/JOINT SJ21
2	AFU3802	1.5D	GP	985	S/JOINT SJ5
3	AFU3802	1.5D	RO	772	S/JOINT SJ24
3	AFU3802	1.5D	RO	985	S/JOINT SJ8

**Service Repair Kits**

CSA	0.70- 2.00 CSA	
<b>Cavities: 1,2,3</b>		
418-549-49	SRK ITEM ECONOSEAL FAMILY 2.0CSA	1
418-113	SRK ITEM	1
418-104	SRK ITEM R/B	1
418-108	SRK ITEM PIDG BLUE	1
418-117	SRK ITEM	1
418-116A	SRK ITEM	1

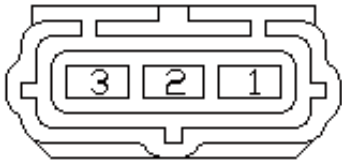
VUB001680

Connector: **C0489**

Description: **Tail lamp unit-RH**

Location: **RH rear of vehicle**

Qualifier:




**BLACK**

**Part No.: YPCI0068**

**Colour: BLACK**

**Cavities: 3WY**

**Harness: CHASSIS HARNESS**



**Wire Chart**

CAV	TERMINAL	CSA	COL	CCT	DESTN
1	AFU3802	1.5D	B	772	S/JOINT SJ26
1	AFU3802	1.5D	B	985	S/JOINT SJ4
2	AFU3802	1.5D	GP	772	S/JOINT SJ21
2	AFU3802	1.5D	GP	985	S/JOINT SJ5
3	AFU3802	1.5D	RO	772	S/JOINT SJ24
3	AFU3802	1.5D	RO	985	S/JOINT SJ8

**Service Repair Kits**

CSA	0.70- 2.00 CSA	
<b>Cavities: 1,2,3</b>		
418-549-49	SRK ITEM ECONOSEAL FAMILY 2.0CSA	1
418-113	SRK ITEM	1
418-104	SRK ITEM R/B	1
418-108	SRK ITEM PIDG BLUE	1
418-117	SRK ITEM	1
418-116A	SRK ITEM	1
VUB001680		

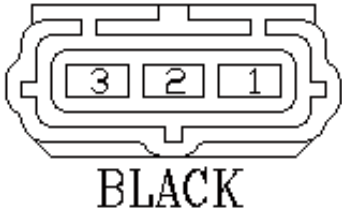
[Click here to print](#)

Connector: **C0490**

Description: **Tail lamp unit-LH**

Location: **LH rear of vehicle**

Qualifier:




Part No.: **YPCI0068**

Colour: **BLACK**

Cavities: **3WY**

Harness: **CHASSIS HARNESS**



**Wire Chart**

CAV	TERMINAL	CSA	COL	CCT	DESTN
1	AFU3802	1.5D	B	772	S/JOINT SJ1
1	AFU3802	1.5D	B	985	S/JOINT SJ1
2	AFU3802	1.5D	GP	772	S/JOINT SJ21
2	AFU3802	1.5D	GP	985	S/JOINT SJ5
3	AFU3802	0.75D	RB	772	S/JOINT SJ23
3	AFU3802	0.75D	RB	985	C1759

**Service Repair Kits**

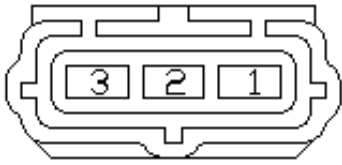
CSA	0.70- 2.00 CSA	
<b>Cavities: 1,2,3</b>		
418-549-49	SRK ITEM ECONOSEAL FAMILY 2.0CSA	1
418-113	SRK ITEM	1
418-104	SRK ITEM R/B	1
418-108	SRK ITEM PIDG BLUE	1
418-117	SRK ITEM	1
418-116A	SRK ITEM	1
VUB001680		

Connector: **C0490**

Description: **Tail lamp unit-LH**

Location: **LH rear of vehicle**

Qualifier:




BLACK

Part No.: **YPCI0068**

Colour: **BLACK**

Cavities: **3WY**

Harness: **CHASSIS HARNESS**



**Wire Chart**

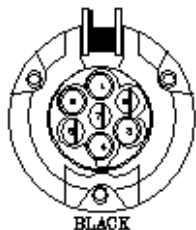
CAV	TERMINAL	CSA	COL	CCT	DESTN
1	AFU3802	1.5D	B	772	S/JOINT SJ1
1	AFU3802	1.5D	B	985	S/JOINT SJ1
2	AFU3802	1.5D	GP	772	S/JOINT SJ21
2	AFU3802	1.5D	GP	985	S/JOINT SJ5
3	AFU3802	0.75D	RB	772	S/JOINT SJ23
3	AFU3802	0.75D	RB	985	C1759

**Service Repair Kits**

CSA	0.70- 2.00 CSA	
<b>Cavities: 1,2,3</b>		
418-549-49	SRK ITEM ECONOSEAL FAMILY 2.0CSA	1
418-113	SRK ITEM	1
418-104	SRK ITEM R/B	1
418-108	SRK ITEM PIDG BLUE	1
418-117	SRK ITEM	1
418-116A	SRK ITEM	1
VUB001680		

[Click here to print](#)

Connector: **C0499**



Part No.: **YPC117930**

Colour: **BLACK**


Cavities: **7WY**

Harness: **TOWING HARNESS**

Description: **Trailer pick-up**

Location: **Behind towing bracket**

Qualifier:



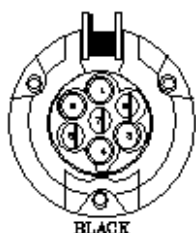
#### Wire Chart

CAV	TERMINAL	CSA	COL	CCT	DESTN
1	ASSEMBLY	1.5D	GR	499	C0718
2	ASSEMBLY	1.5D	RY	499	C0439
3	ASSEMBLY	2.0D	B	499	C0718
4	ASSEMBLY	1.5D	GW	499	C0718
5	ASSEMBLY	1.5D	RO	499	C0718
6	ASSEMBLY	1.5D	GP	499	C0718
7	ASSEMBLY	2.0D	RB	499	C0718

#### Service Repair Kits

Refer to Harness Repair information  
Se référer aux informations de réparation de faisceau  
Siehe Informationen über Kabelbaumreparaturen  
Vedere le informazioni che trattano le operazioni  
di riparazione del cablaggio  
Remítase a la información sobre reparación de  
mazos de cables  
Raadpleeg de informatie over kabelboomreparaties

Connector: **C0499**



Part No.: **YPC117930**

Colour: **BLACK**


Cavities: **7WY**

Harness: **TOWING HARNESS**

Description: **Trailer pick-up**

Location: **Behind towing bracket**

Qualifier:



#### Wire Chart

CAV	TERMINAL	CSA	COL	CCT	DESTN
1	ASSEMBLY	1.5D	GR	499	C0718

#### Service Repair Kits

Refer to Harness Repair information  
Se référer aux informations de réparation de faisceau

2	ASSEMBLY	1.5D	RY	499	C0439
3	ASSEMBLY	2.0D	B	499	C0718
4	ASSEMBLY	1.5D	GW	499	C0718
5	ASSEMBLY	1.5D	RO	499	C0718
6	ASSEMBLY	1.5D	GP	499	C0718
7	ASSEMBLY	2.0D	RB	499	C0718

Siehe Informationen über Kabelbaumreparaturen

Vedere le informazioni che trattano le operazioni  
di riparazione del cablaggio

Remítase a la información sobre reparación de  
mazos de cables

Raadpleeg de informatie over kabelboomreparaties

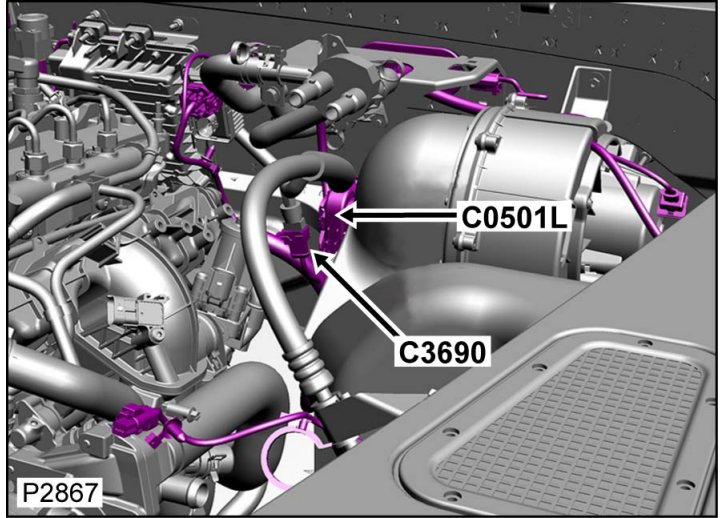
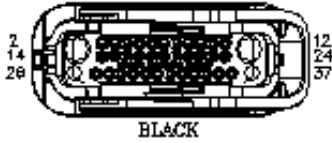
[Click here to print](#)

Connector: **C0501L**

Description: **Modulator-ABS**

Location: **Rear LH side of engine compartment**

Qualifier:



Part No.: **YPC804060**

Colour: **BLACK**

Cavities: **38WY**

Harness: **MAIN LH + RH HARNESS**

**Wire Chart**

CAV	TERMINAL	CSA	COL	CCT	DESTN
1	YPL903260	4.0D	NR	9	C3762
6	YPL903300	0.5D	Y	9	C0517
7	YPL903300	0.5D	BW	9	CI040L
13	YPL903260	4.0D	B	9	C0809
14	YPL903300	0.5D	GB	9	S/JOINT SJ72
16	YPL903300	0.5D	RS	9	CI040L
18	YPL903300	0.5D	UY	9	C0517
19	YPL903300	0.5D	W	9	C0503
20	YPL903300	0.5D	WY	9	C0502
22	YPL903300	0.5D	R	9	C0516L
24	YPL903300	0.5D	GB	9	CI656L
25	YPL903330	2.5D	NW	9	C3762
26	YPL903300	0.5D	UB	9	S/JOINT SJ73
29	YPL903300	0.5D	BU	9	S/JOINT SJ37

**Service Repair Kits**

CSA	1.50- 2.50 CSA	
<b>Cavities: 25,38</b>		
418-104	SRK ITEM R/B	I
418-108	SRK ITEM PIDG BLUE	I
418-113	SRK ITEM	I
418-116A	SRK ITEM	I
418-117	SRK ITEM	I
YMI902790	SRK ITEM	I
VUB903360		

CSA	0.50- 1.00 CSA	
<b>Cavities: 6,7,14,16,18-20,22,24,26,29-35,37</b>		
418-104	SRK ITEM R/B	I
418-107	SRK ITEM PIDG RED	I
418-112	SRK ITEM	I
418-116A	SRK ITEM	I

30	YPL903300	0.5D	GP	9	S/JOINT SJ51
31	YPL903300	0.5D	WG	9	C0503
32	YPL903300	0.75D	GO	9	S/JOINT SJ34
33	YPL903300	0.5D	W	9	C0502
34	YPL903300	0.5D	UR	9	C0516L
35	YPL903300	0.5D	YS	9	CI040L
37	YPL903300	0.5D	UB	9	CI656L
38	YPL903330	2.5D	B	9	C0434

418-117	SRK ITEM	I
YMI902780	SRK ITEM	I
VUB903250		

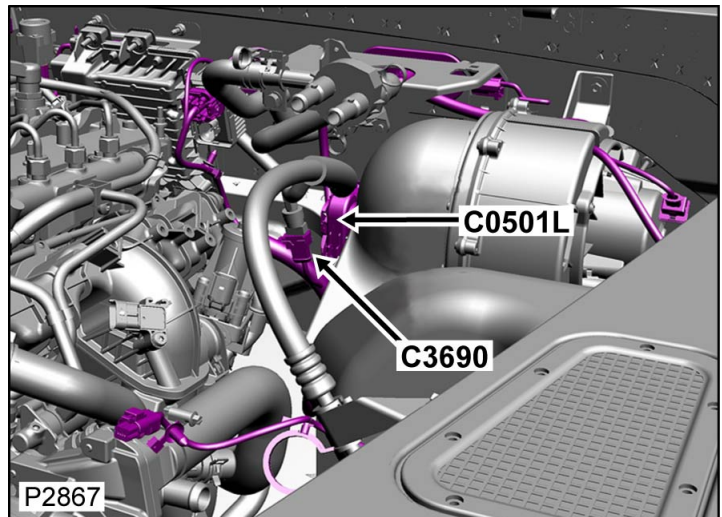
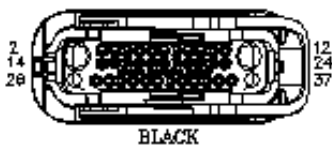
<b>CSA</b>	<b>4.00- 4.00 CSA</b>	
<b>Cavities: I,13</b>		
418-105	SRK ITEM Y	I
418-109	SRK ITEM PIDG YELLOW	I
418-114	SRK ITEM	I
418-116A	SRK ITEM	I
418-117	SRK ITEM	I
YMI902770	SRK ITEM	I
VUB903240		

**Connector: C0501L**

**Description: Modulator-ABS**

**Location: Rear LH side of engine compartment**

**Qualifier:**



**Part No.: YPC804060**

**Colour: BLACK**

**Cavities: 38WY**

**Harness: MAIN LH + RH HARNESS**

**Wire Chart**

CAV	TERMINAL	CSA	COL	CCT	DESTN
I	YPL903260	4.0D	NR	9	C3762
6	YPL903300	0.5D	Y	9	C0517

**Service Repair Kits**

<b>CSA</b>	<b>1.50- 2.50 CSA</b>	
<b>Cavities: 25,38</b>		

7	YPL903300	0.5D	BW	9	CI040L
13	YPL903260	4.0D	B	9	C0809
14	YPL903300	0.5D	GB	9	S/JOINT SJ72
16	YPL903300	0.5D	RS	9	CI040L
18	YPL903300	0.5D	UY	9	C0517
19	YPL903300	0.5D	W	9	C0503
20	YPL903300	0.5D	WY	9	C0502
22	YPL903300	0.5D	R	9	C0516L
24	YPL903300	0.5D	GB	9	CI656L
25	YPL903330	2.5D	NW	9	C3762
26	YPL903300	0.5D	UB	9	S/JOINT SJ73
29	YPL903300	0.5D	BU	9	S/JOINT SJ37
30	YPL903300	0.5D	GP	9	S/JOINT SJ51
31	YPL903300	0.5D	WG	9	C0503
32	YPL903300	0.75D	GO	9	S/JOINT SJ34
33	YPL903300	0.5D	W	9	C0502
34	YPL903300	0.5D	UR	9	C0516L
35	YPL903300	0.5D	YS	9	CI040L
37	YPL903300	0.5D	UB	9	CI656L
38	YPL903330	2.5D	B	9	C0434

418-104	SRK ITEM R/B	I
418-108	SRK ITEM PIDG BLUE	I
418-113	SRK ITEM	I
418-116A	SRK ITEM	I
418-117	SRK ITEM	I
YMI902790	SRK ITEM	I
VUB903360		

<b>CSA</b>	<b>0.50- 1.00 CSA</b>	
<b>Cavities: 6,7,14,16,18-20,22,24,26,29-35,37</b>		
418-104	SRK ITEM R/B	I
418-107	SRK ITEM PIDG RED	I
418-112	SRK ITEM	I
418-116A	SRK ITEM	I
418-117	SRK ITEM	I
YMI902780	SRK ITEM	I
VUB903250		

<b>CSA</b>	<b>4.00- 4.00 CSA</b>	
<b>Cavities: 1,13</b>		
418-105	SRK ITEM Y	I
418-109	SRK ITEM PIDG YELLOW	I
418-114	SRK ITEM	I
418-116A	SRK ITEM	I
418-117	SRK ITEM	I
YMI902770	SRK ITEM	I



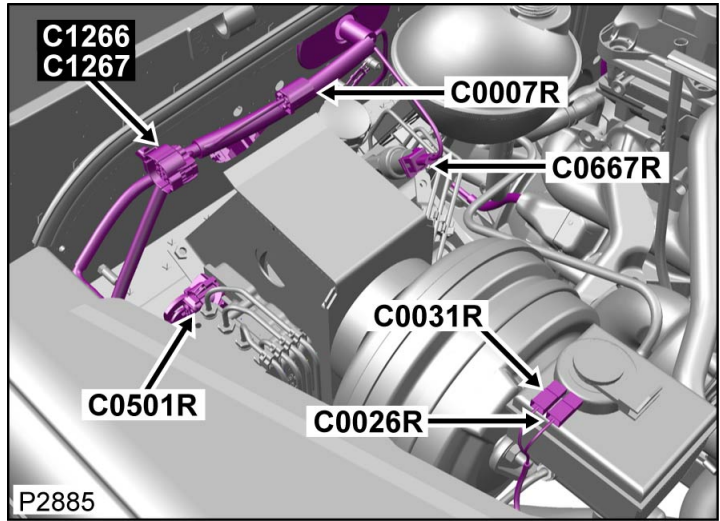
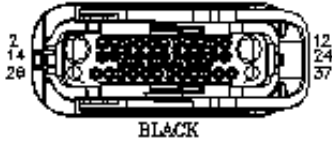
[Click here to print](#)

Connector: **C0501R**

Description: **Modulator-ABS**

Location: **Rear RH side of engine compartment**

Qualifier: **RHD condition illustrated**



Part No.: **YPC804060**

Colour: **BLACK**

Cavities: **38WY**

Harness: **MAIN LH + RH HARNESS**

**Wire Chart**

CAV	TERMINAL	CSA	COL	CCT	DESTN
1	YPL903260	4.0D	BR	10	C3762
6	YPL903300	0.5D	Y	10	C0517
7	YPL903300	0.5D	BWV	10	CI040R
13	YPL903260	4.0D	B	10	C0809
14	YPL903300	0.5D	GB	10	S/JOINT SJ75
16	YPL903300	0.5D	RS	10	CI040R
18	YPL903300	0.5D	UY	10	C0517
19	YPL903300	0.5D	W	10	C0503
20	YPL903300	0.5D	WY	10	C0502
22	YPL903300	0.5D	R	10	C0516R
24	YPL903300	0.5D	GB	10	CI656R
25	YPL903330	2.5D	NW	10	C3762
26	YPL903300	0.5D	UB	10	S/JOINT SJ74
29	YPL903300	0.5D	BU	10	S/JOINT SJ53

**Service Repair Kits**

CSA	0.50- 1.00 CSA	
<b>Cavities: 6,7,14,16,18-20,22,24,26,29-35,37</b>		
418-104	SRK ITEM R/B	I
418-107	SRK ITEM PIDG RED	I
418-112	SRK ITEM	I
418-116A	SRK ITEM	I
418-117	SRK ITEM	I
YMI902780	SRK ITEM	I
VUB903250		

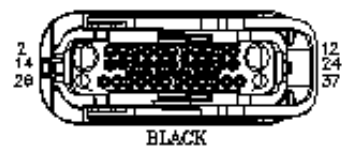
CSA	4.00- 4.00 CSA	
<b>Cavities: 1,13</b>		
418-105	SRK ITEM Y	I
418-109	SRK ITEM PIDG YELLOW	I
418-114	SRK ITEM	I

30	YPL903300	0.5D	GP	10	S/JOINT SJ51
31	YPL903300	0.5D	WG	10	C0503
32	YPL903300	0.75D	GO	10	S/JOINT SJ63
33	YPL903300	0.5D	W	10	C0502
34	YPL903300	0.5D	UR	10	C0516R
35	YPL903300	0.5D	YS	10	CI040R
37	YPL903300	0.5D	UB	10	CI656R
38	YPL903330	2.5D	B	10	C0434

418-116A	SRK ITEM	I
418-117	SRK ITEM	I
YMI902770	SRK ITEM	I
VUB903240		

<b>CSA</b>	<b>1.50- 2.50 CSA</b>	
<b>Cavities: 25,38</b>		
418-104	SRK ITEM R/B	I
418-108	SRK ITEM PIDG BLUE	I
418-113	SRK ITEM	I
418-116A	SRK ITEM	I
418-117	SRK ITEM	I
YMI902790	SRK ITEM	I
VUB903360		

**Connector: C0501R**



**Part No.: YPC804060**

**Colour: BLACK**

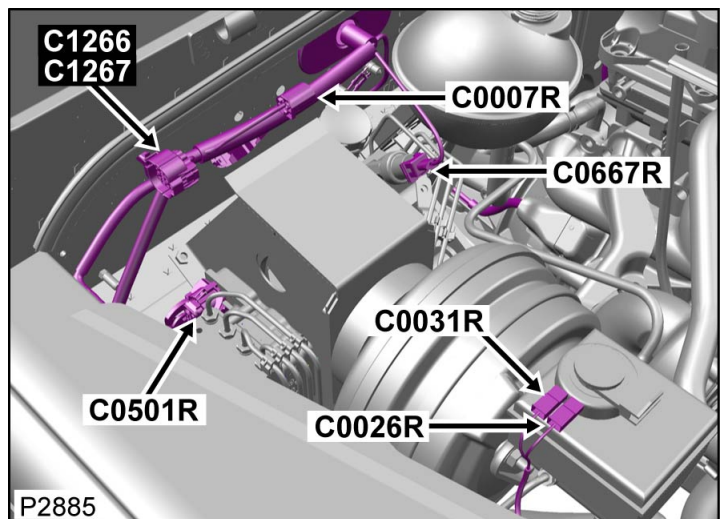
**Cavities: 38WY**

**Harness: MAIN LH + RH HARNESS**

**Description: Modulator-ABS**

**Location: Rear RH side of engine compartment**

**Qualifier: RHD condition illustrated**



**Wire Chart**

CAV	TERMINAL	CSA	COL	CCT	DESTN
I	YPL903260	4.0D	BR	10	C3762
6	YPL903300	0.5D	Y	10	C0517

**Service Repair Kits**

<b>CSA</b>	<b>0.50- 1.00 CSA</b>	
<b>Cavities: 6,7,14,16,18-20,22,24,26,29-35,37</b>		

7	YPL903300	0.5D	BW	10	CI040R
13	YPL903260	4.0D	B	10	C0809
14	YPL903300	0.5D	GB	10	S/JOINT SJ75
16	YPL903300	0.5D	RS	10	CI040R
18	YPL903300	0.5D	UY	10	C0517
19	YPL903300	0.5D	W	10	C0503
20	YPL903300	0.5D	WY	10	C0502
22	YPL903300	0.5D	R	10	C0516R
24	YPL903300	0.5D	GB	10	CI656R
25	YPL903330	2.5D	NW	10	C3762
26	YPL903300	0.5D	UB	10	S/JOINT SJ74
29	YPL903300	0.5D	BU	10	S/JOINT SJ53
30	YPL903300	0.5D	GP	10	S/JOINT SJ51
31	YPL903300	0.5D	WG	10	C0503
32	YPL903300	0.75D	GO	10	S/JOINT SJ63
33	YPL903300	0.5D	W	10	C0502
34	YPL903300	0.5D	UR	10	C0516R
35	YPL903300	0.5D	YS	10	CI040R
37	YPL903300	0.5D	UB	10	CI656R
38	YPL903330	2.5D	B	10	C0434

418-104	SRK ITEM R/B	I
418-107	SRK ITEM PIDG RED	I
418-112	SRK ITEM	I
418-116A	SRK ITEM	I
418-117	SRK ITEM	I
YMI902780	SRK ITEM	I
VUB903250		

<b>CSA</b>	<b>4.00- 4.00 CSA</b>	
<b>Cavities: 1,13</b>		
418-105	SRK ITEM Y	I
418-109	SRK ITEM PIDG YELLOW	I
418-114	SRK ITEM	I
418-116A	SRK ITEM	I
418-117	SRK ITEM	I
YMI902770	SRK ITEM	I
VUB903240		

<b>CSA</b>	<b>1.50- 2.50 CSA</b>	
<b>Cavities: 25,38</b>		
418-104	SRK ITEM R/B	I
418-108	SRK ITEM PIDG BLUE	I
418-113	SRK ITEM	I
418-116A	SRK ITEM	I
418-117	SRK ITEM	I
YMI902790	SRK ITEM	I



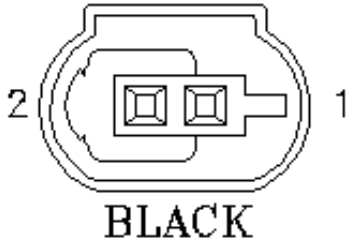
[Click here to print](#)

Connector: **C0502**

Description: **Wheel speed Sensor-Rear-LH**

Location: **RH side of transfer box**

Qualifier:

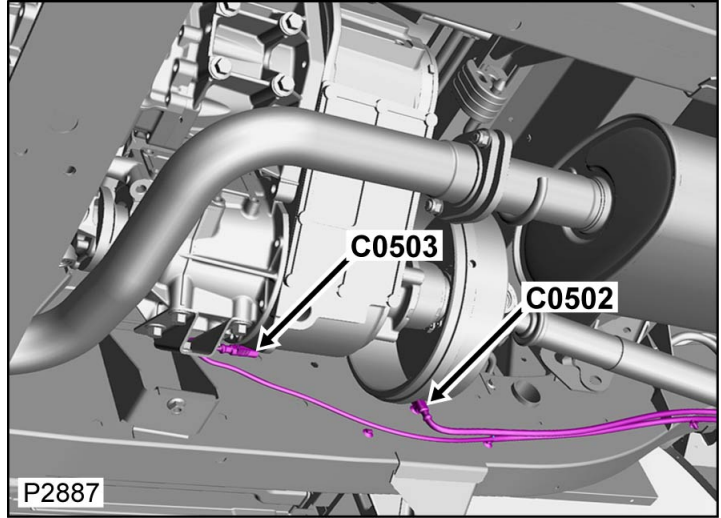


Part No.: **YPC500360**

Colour: **BLACK**

Cavities: **2WY**

Harness: **MAIN LH + RH HARNESS**



**Wire Chart**

CAV	TERMINAL	CSA	COL	CCT	DESTN
1	YPL101500	0.5D	WY	9	C0501L
1	YPL101500	0.5D	WY	10	C0501R
2	YPL101500	0.5D	W	9	C0501L
2	YPL101500	0.5D	W	10	C0501R

**Service Repair Kits**

CSA	0.20- 0.50 CSA	
<b>Cavities: 1,2</b>		
418-549-11	SRK ITEM MQS FAMILY 0.75CSA	1
418-112	SRK ITEM	1
418-104	SRK ITEM R/B	1
418-107	SRK ITEM PIDG RED	1
418-117	SRK ITEM	1
418-116A	SRK ITEM	1
VUB500150		

CSA	0.20- 0.50 CSA	
<b>Cavities: 1,2</b>		
418-104	SRK ITEM R/B	1
418-107	SRK ITEM PIDG RED	1
418-112	SRK ITEM	1

418-116A	SRK ITEM	I
418-117	SRK ITEM	I
YMI902410	SRK ITEM	I
VUB902880		

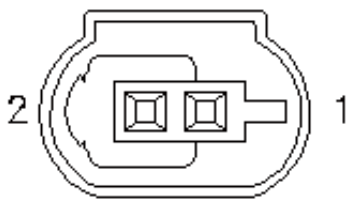
<b>CSA</b>	<b>0.20- 0.50 CSA</b>	
<b>Cavities: I,2</b>		
418-104	SRK ITEM R/B	I
418-107	SRK ITEM PIDG RED	I
418-112	SRK ITEM	I
418-116A	SRK ITEM	I
418-117	SRK ITEM	I
YMI902420	SRK ITEM	I
VUB902890		

**Connector: C0502**

**Description: Wheel speed Sensor-Rear-LH**

**Location: RH side of transfer box**

**Qualifier:**



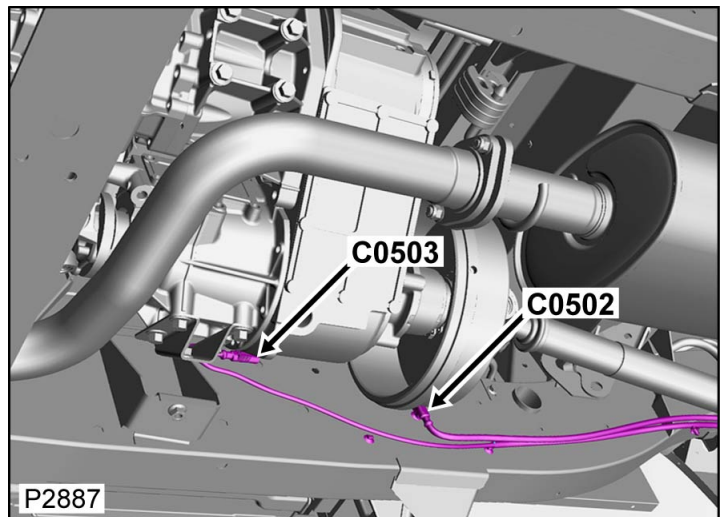
**BLACK**

**Part No.: YPC500360**

**Colour: BLACK**

**Cavities: 2WY**

**Harness: MAIN LH + RH HARNESS**



**Wire Chart**

CAV	TERMINAL	CSA	COL	CCT	DESTN
I	YPL101500	0.5D	WY	9	C0501L
I	YPL101500	0.5D	WY	10	C0501R

**Service Repair Kits**

<b>CSA</b>	<b>0.20- 0.50 CSA</b>	
<b>Cavities: I,2</b>		

2	YPL101500	0.5D	W	9	C0501L
2	YPL101500	0.5D	W	10	C0501R

418-549-11	SRK ITEM MQS FAMILY 0.75CSA	I
418-112	SRK ITEM	I
418-104	SRK ITEM R/B	I
418-107	SRK ITEM PIDG RED	I
418-117	SRK ITEM	I
418-116A	SRK ITEM	I
VUB500150		

CSA	0.20- 0.50 CSA	
<b>Cavities: 1,2</b>		
418-104	SRK ITEM R/B	I
418-107	SRK ITEM PIDG RED	I
418-112	SRK ITEM	I
418-116A	SRK ITEM	I
418-117	SRK ITEM	I
YMI902410	SRK ITEM	I
VUB902880		

CSA	0.20- 0.50 CSA	
<b>Cavities: 1,2</b>		
418-104	SRK ITEM R/B	I
418-107	SRK ITEM PIDG RED	I
418-112	SRK ITEM	I
418-116A	SRK ITEM	I
418-117	SRK ITEM	I
YMI902420	SRK ITEM	I



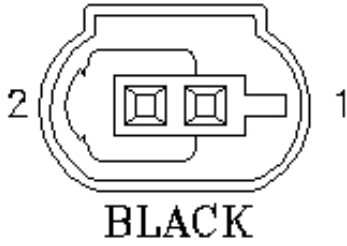
[Click here to print](#)

Connector: **C0503**

Description: **Wheel speed Sensor-Rear-RH**

Location: **RH side of transfer box**

Qualifier:

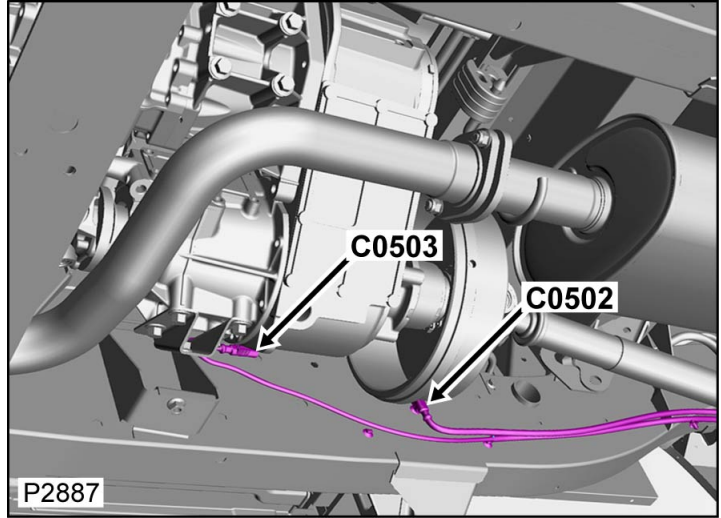


Part No.: **YPC500360**

Colour: **BLACK**

Cavities: **2WY**

Harness: **MAIN LH + RH HARNESS**



**Wire Chart**

CAV	TERMINAL	CSA	COL	CCT	DESTN
1	YPL101500	0.5D	WG	9	C0501L
1	YPL101500	0.5D	WG	10	C0501R
2	YPL101500	0.5D	W	9	C0501L
2	YPL101500	0.5D	W	10	C0501R

**Service Repair Kits**

CSA	0.20- 0.50 CSA	
<b>Cavities: 1,2</b>		
418-549-11	SRK ITEM MQS FAMILY 0.75CSA	1
418-112	SRK ITEM	1
418-104	SRK ITEM R/B	1
418-107	SRK ITEM PIDG RED	1
418-117	SRK ITEM	1
418-116A	SRK ITEM	1
VUB500150		

CSA	0.20- 0.50 CSA	
<b>Cavities: 1,2</b>		
418-104	SRK ITEM R/B	1
418-107	SRK ITEM PIDG RED	1
418-112	SRK ITEM	1

418-116A	SRK ITEM	I
418-117	SRK ITEM	I
YMI902410	SRK ITEM	I
VUB902880		

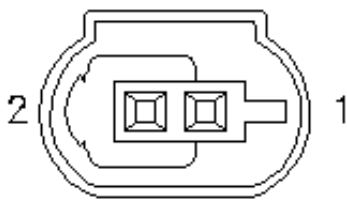
<b>CSA</b>	<b>0.20- 0.50 CSA</b>	
<b>Cavities: I,2</b>		
418-104	SRK ITEM R/B	I
418-107	SRK ITEM PIDG RED	I
418-112	SRK ITEM	I
418-116A	SRK ITEM	I
418-117	SRK ITEM	I
YMI902420	SRK ITEM	I
VUB902890		

**Connector: C0503**

**Description: Wheel speed Sensor-Rear-RH**

**Location: RH side of transfer box**

**Qualifier:**



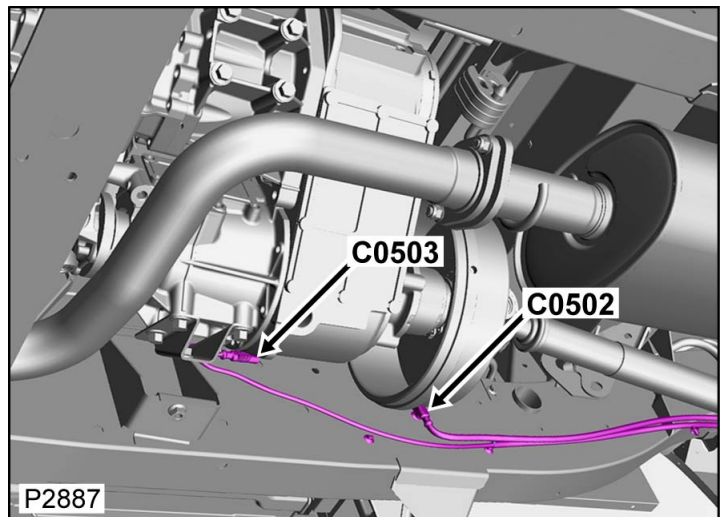
**BLACK**

**Part No.: YPC500360**

**Colour: BLACK**

**Cavities: 2WY**

**Harness: MAIN LH + RH HARNESS**



**Wire Chart**

CAV	TERMINAL	CSA	COL	CCT	DESTN
I	YPL101500	0.5D	WG	9	C0501L
I	YPL101500	0.5D	WG	10	C0501R

**Service Repair Kits**

<b>CSA</b>	<b>0.20- 0.50 CSA</b>	
<b>Cavities: I,2</b>		

2	YPL101500	0.5D	W	9	C0501L
2	YPL101500	0.5D	W	10	C0501R

418-549-11	SRK ITEM MQS FAMILY 0.75CSA	I
418-112	SRK ITEM	I
418-104	SRK ITEM R/B	I
418-107	SRK ITEM PIDG RED	I
418-117	SRK ITEM	I
418-116A	SRK ITEM	I
VUB500150		

CSA	0.20- 0.50 CSA	
<b>Cavities: 1,2</b>		
418-104	SRK ITEM R/B	I
418-107	SRK ITEM PIDG RED	I
418-112	SRK ITEM	I
418-116A	SRK ITEM	I
418-117	SRK ITEM	I
YMI902410	SRK ITEM	I
VUB902880		

CSA	0.20- 0.50 CSA	
<b>Cavities: 1,2</b>		
418-104	SRK ITEM R/B	I
418-107	SRK ITEM PIDG RED	I
418-112	SRK ITEM	I
418-116A	SRK ITEM	I
418-117	SRK ITEM	I
YMI902420	SRK ITEM	I



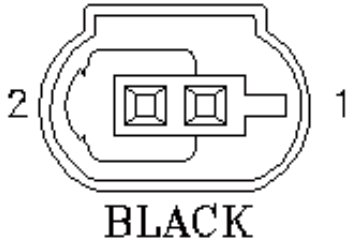
[Click here to print](#)

Connector: **C0516L**

Description: **Wheel speed Sensor-Front-LH**

Location: **LH side of engine compartment**

Qualifier:

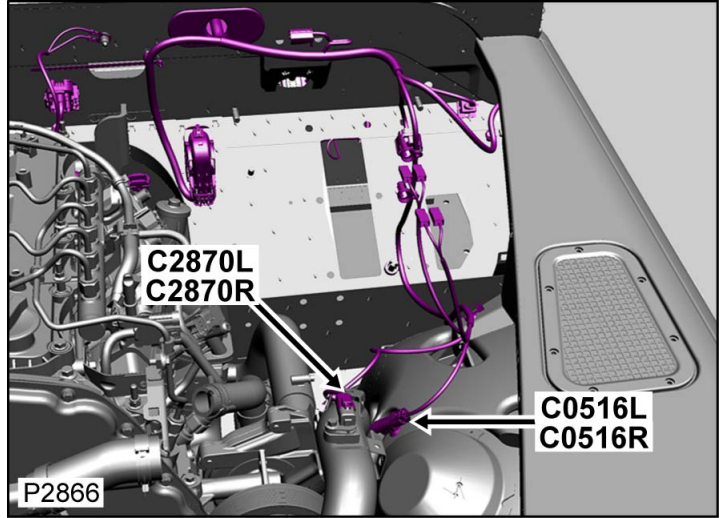


Part No.: **YPC500360**

Colour: **BLACK**

Cavities: **2WY**

Harness: **MAIN LH + RH HARNESS**



**Wire Chart**

CAV	TERMINAL	CSA	COL	CCT	DESTN
1	YPL101500	0.5D	R	9	C0501L
2	YPL101500	0.5D	UR	9	C0501L

**Service Repair Kits**

CSA	0.20- 0.50 CSA	
<b>Cavities: 1,2</b>		
418-549-11	SRK ITEM MQS FAMILY 0.75CSA	1
418-112	SRK ITEM	1
418-104	SRK ITEM R/B	1
418-107	SRK ITEM PIDG RED	1
418-117	SRK ITEM	1
418-116A	SRK ITEM	1
VUB500150		

CSA	0.20- 0.50 CSA	
<b>Cavities: 1,2</b>		
418-104	SRK ITEM R/B	1
418-107	SRK ITEM PIDG RED	1
418-112	SRK ITEM	1

418-116A	SRK ITEM	I
418-117	SRK ITEM	I
YMI902410	SRK ITEM	I
VUB902880		

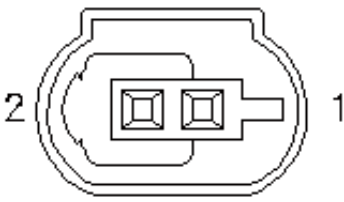
<b>CSA</b>	<b>0.20- 0.50 CSA</b>	
<b>Cavities: I,2</b>		
418-104	SRK ITEM R/B	I
418-107	SRK ITEM PIDG RED	I
418-112	SRK ITEM	I
418-116A	SRK ITEM	I
418-117	SRK ITEM	I
YMI902420	SRK ITEM	I
VUB902890		

**Connector: C0516L**

**Description: Wheel speed Sensor-Front-LH**

**Location: LH side of engine compartment**

**Qualifier:**



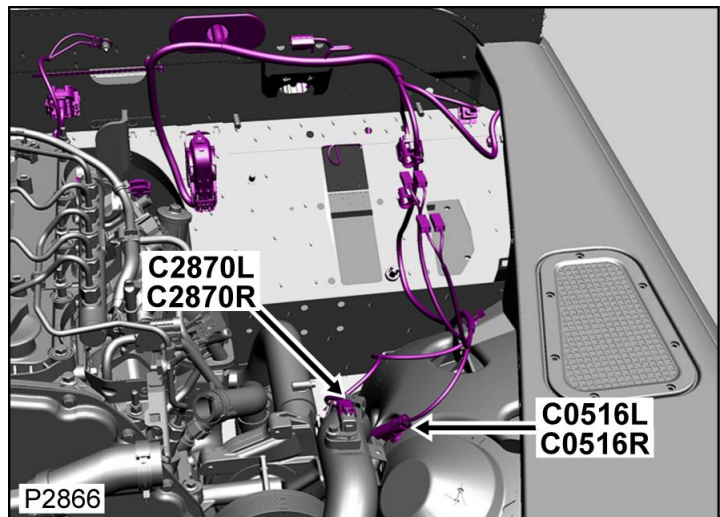
**BLACK**

**Part No.: YPC500360**

**Colour: BLACK**

**Cavities: 2WY**

**Harness: MAIN LH + RH HARNESS**



**Wire Chart**

CAV	TERMINAL	CSA	COL	CCT	DESTN
1	YPL101500	0.5D	R	9	C0501L
2	YPL101500	0.5D	UR	9	C0501L

**Service Repair Kits**

<b>CSA</b>	<b>0.20- 0.50 CSA</b>	
<b>Cavities: I,2</b>		

418-549-11	SRK ITEM MQS FAMILY 0.75CSA	I
418-112	SRK ITEM	I
418-104	SRK ITEM R/B	I
418-107	SRK ITEM PIDG RED	I
418-117	SRK ITEM	I
418-116A	SRK ITEM	I
VUB500150		

CSA	0.20- 0.50 CSA	
<b>Cavities: 1,2</b>		
418-104	SRK ITEM R/B	I
418-107	SRK ITEM PIDG RED	I
418-112	SRK ITEM	I
418-116A	SRK ITEM	I
418-117	SRK ITEM	I
YMI902410	SRK ITEM	I
VUB902880		

CSA	0.20- 0.50 CSA	
<b>Cavities: 1,2</b>		
418-104	SRK ITEM R/B	I
418-107	SRK ITEM PIDG RED	I
418-112	SRK ITEM	I
418-116A	SRK ITEM	I
418-117	SRK ITEM	I
YMI902420	SRK ITEM	I



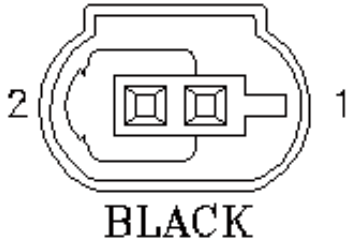
[Click here to print](#)

Connector: **C0516R**

Description: **Wheel speed Sensor-Front-LH**

Location: **LH side of engine compartment**

Qualifier:

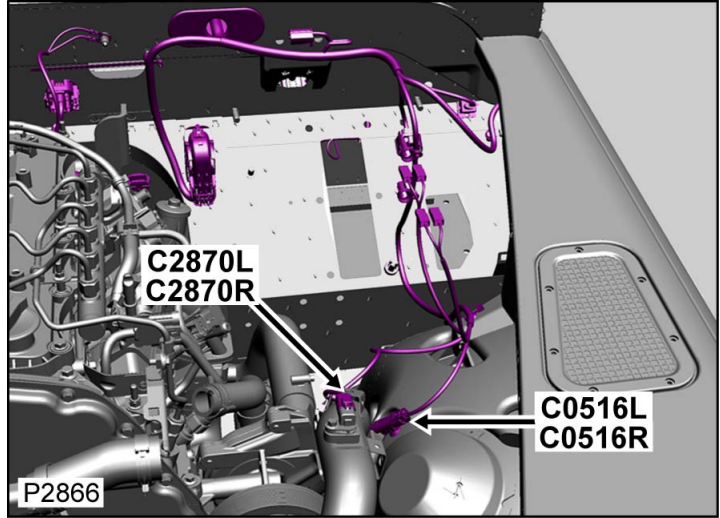


Part No.: **YPC500360**

Colour: **BLACK**

Cavities: **2WY**

Harness: **MAIN LH + RH HARNESS**



**Wire Chart**

CAV	TERMINAL	CSA	COL	CCT	DESTN
1	YPL101500	0.5D	R	10	C0501R
2	YPL101500	0.5D	UR	10	C0501R

**Service Repair Kits**

CSA	0.20- 0.50 CSA	
<b>Cavities: 1,2</b>		
418-549-11	SRK ITEM MQS FAMILY 0.75CSA	1
418-112	SRK ITEM	1
418-104	SRK ITEM R/B	1
418-107	SRK ITEM PIDG RED	1
418-117	SRK ITEM	1
418-116A	SRK ITEM	1
VUB500150		

CSA	0.20- 0.50 CSA	
<b>Cavities: 1,2</b>		
418-104	SRK ITEM R/B	1
418-107	SRK ITEM PIDG RED	1
418-112	SRK ITEM	1

418-116A	SRK ITEM	I
418-117	SRK ITEM	I
YMI902410	SRK ITEM	I
VUB902880		

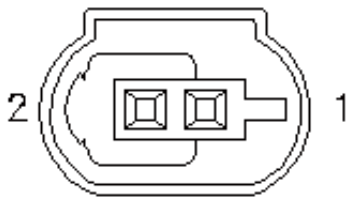
<b>CSA</b>	<b>0.20- 0.50 CSA</b>	
<b>Cavities: 1,2</b>		
418-104	SRK ITEM R/B	I
418-107	SRK ITEM PIDG RED	I
418-112	SRK ITEM	I
418-116A	SRK ITEM	I
418-117	SRK ITEM	I
YMI902420	SRK ITEM	I
VUB902890		

**Connector: C0516R**

**Description: Wheel speed Sensor-Front-LH**

**Location: LH side of engine compartment**

**Qualifier:**



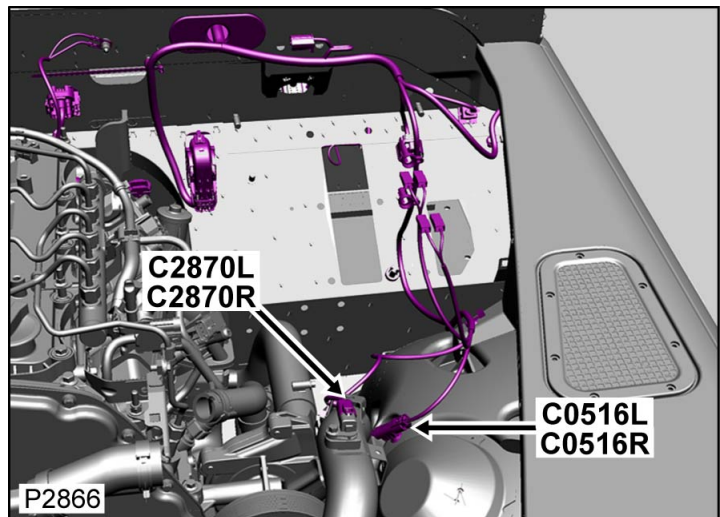
**BLACK**

**Part No.: YPC500360**

**Colour: BLACK**

**Cavities: 2WY**

**Harness: MAIN LH + RH HARNESS**



**Wire Chart**

CAV	TERMINAL	CSA	COL	CCT	DESTN
1	YPL101500	0.5D	R	10	C0501R
2	YPL101500	0.5D	UR	10	C0501R

**Service Repair Kits**

<b>CSA</b>	<b>0.20- 0.50 CSA</b>	
<b>Cavities: 1,2</b>		

418-549-11	SRK ITEM MQS FAMILY 0.75CSA	I
418-112	SRK ITEM	I
418-104	SRK ITEM R/B	I
418-107	SRK ITEM PIDG RED	I
418-117	SRK ITEM	I
418-116A	SRK ITEM	I
VUB500150		

CSA	0.20- 0.50 CSA	
<b>Cavities: 1,2</b>		
418-104	SRK ITEM R/B	I
418-107	SRK ITEM PIDG RED	I
418-112	SRK ITEM	I
418-116A	SRK ITEM	I
418-117	SRK ITEM	I
YMI902410	SRK ITEM	I
VUB902880		

CSA	0.20- 0.50 CSA	
<b>Cavities: 1,2</b>		
418-104	SRK ITEM R/B	I
418-107	SRK ITEM PIDG RED	I
418-112	SRK ITEM	I
418-116A	SRK ITEM	I
418-117	SRK ITEM	I
YMI902420	SRK ITEM	I



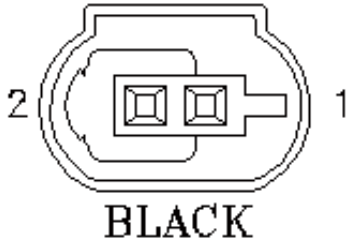
[Click here to print](#)

Connector: **C0517**

Description: **Wheel speed Sensor-Front-RH**

Location: **RH side of engine compartment**

Qualifier:

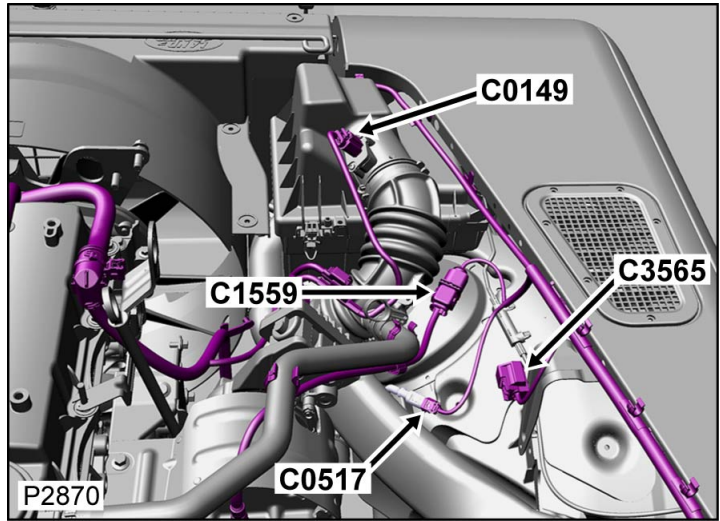


Part No.: **YPC500360**

Colour: **BLACK**

Cavities: **2WY**

Harness: **MAIN LH + RH HARNESS**



**Wire Chart**

CAV	TERMINAL	CSA	COL	CCT	DESTN
1	YPL101500	0.5D	Y	10	C0501R
1	YPL101500	0.5D	Y	9	C0501L
2	YPL101500	0.5D	UY	10	C0501R
2	YPL101500	0.5D	UY	9	C0501L

**Service Repair Kits**

CSA	0.20- 0.50 CSA	
<b>Cavities: 1,2</b>		
418-549-11	SRK ITEM MQS FAMILY 0.75CSA	1
418-112	SRK ITEM	1
418-104	SRK ITEM R/B	1
418-107	SRK ITEM PIDG RED	1
418-117	SRK ITEM	1
418-116A	SRK ITEM	1
VUB500150		

CSA	0.20- 0.50 CSA	
<b>Cavities: 1,2</b>		
418-104	SRK ITEM R/B	1
418-107	SRK ITEM PIDG RED	1
418-112	SRK ITEM	1

418-116A	SRK ITEM	I
418-117	SRK ITEM	I
YMI902410	SRK ITEM	I
VUB902880		

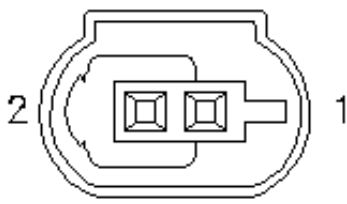
<b>CSA</b>	<b>0.20- 0.50 CSA</b>	
<b>Cavities: I,2</b>		
418-104	SRK ITEM R/B	I
418-107	SRK ITEM PIDG RED	I
418-112	SRK ITEM	I
418-116A	SRK ITEM	I
418-117	SRK ITEM	I
YMI902420	SRK ITEM	I
VUB902890		

**Connector: C0517**

**Description: Wheel speed Sensor-Front-RH**

**Location: RH side of engine compartment**

**Qualifier:**



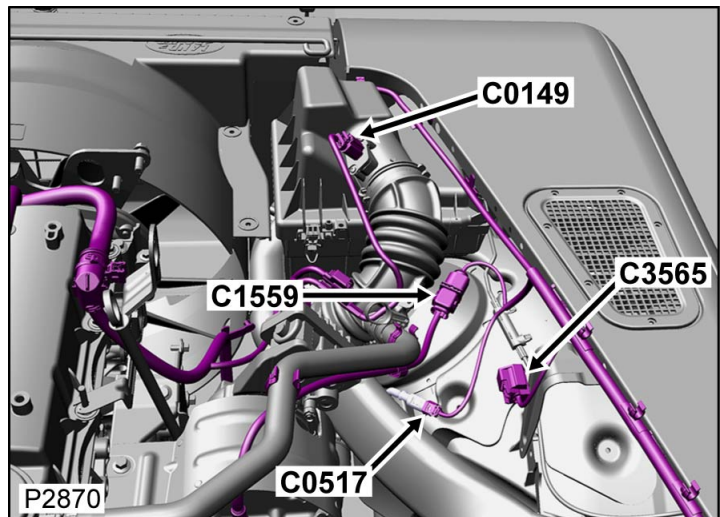
**BLACK**

**Part No.: YPC500360**

**Colour: BLACK**

**Cavities: 2WY**

**Harness: MAIN LH + RH HARNESS**



**Wire Chart**

CAV	TERMINAL	CSA	COL	CCT	DESTN
I	YPL101500	0.5D	Y	10	C0501R
I	YPL101500	0.5D	Y	9	C0501L

**Service Repair Kits**

<b>CSA</b>	<b>0.20- 0.50 CSA</b>	
<b>Cavities: I,2</b>		

2	YPL101500	0.5D	UY	10	C0501R
2	YPL101500	0.5D	UY	9	C0501L

418-549-11	SRK ITEM MQS FAMILY 0.75CSA	I
418-112	SRK ITEM	I
418-104	SRK ITEM R/B	I
418-107	SRK ITEM PIDG RED	I
418-117	SRK ITEM	I
418-116A	SRK ITEM	I
VUB500150		

CSA	0.20- 0.50 CSA	
<b>Cavities: 1,2</b>		
418-104	SRK ITEM R/B	I
418-107	SRK ITEM PIDG RED	I
418-112	SRK ITEM	I
418-116A	SRK ITEM	I
418-117	SRK ITEM	I
YMI902410	SRK ITEM	I
VUB902880		

CSA	0.20- 0.50 CSA	
<b>Cavities: 1,2</b>		
418-104	SRK ITEM R/B	I
418-107	SRK ITEM PIDG RED	I
418-112	SRK ITEM	I
418-116A	SRK ITEM	I
418-117	SRK ITEM	I
YMI902420	SRK ITEM	I



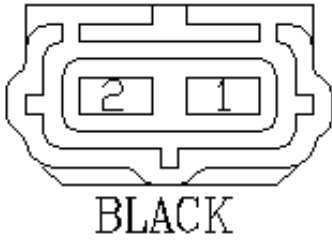
[Click here to print](#)

Connector: **C0520**

Description: **Unit-Sounder-Alarm**

Location: **Behind LH headlamp**

Qualifier:




Part No.: **YPCI0070**

Colour: **BLACK**

Cavities: **2WY**

Harness: **WING LH HARNESS**



#### Wire Chart

CAV	TERMINAL	CSA	COL	CCT	DESTN
1	AFU3802	1.0D	B	295	CTAP
2	AFU3802	1.0D	OB	295	C1265

#### Service Repair Kits

CSA	0.70- 2.00 CSA	
<b>Cavities: 1,2</b>		
418-549-49	SRK ITEM ECONOSEAL FAMILY 2.0CSA	1
418-113	SRK ITEM	1
418-104	SRK ITEM R/B	1
418-108	SRK ITEM PIDG BLUE	1
418-117	SRK ITEM	1
418-116A	SRK ITEM	1

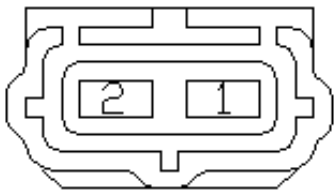
VUB001680

Connector: **C0520**

Description: **Unit-Sounder-Alarm**

Location: **Behind LH headlamp**

Qualifier:




BLACK

Part No.: **YPCI0070**

Colour: **BLACK**

Cavities: **2WY**

Harness: **WING LH HARNESS**



**Wire Chart**

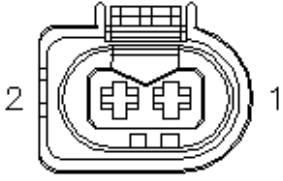
CAV	TERMINAL	CSA	COL	CCT	DESTN
1	AFU3802	1.0D	B	295	CTAP
2	AFU3802	1.0D	OB	295	C1265

**Service Repair Kits**

CSA	0.70- 2.00 CSA	
<b>Cavities: 1,2</b>		
418-549-49	SRK ITEM ECONOSEAL FAMILY 2.0CSA	1
418-113	SRK ITEM	1
418-104	SRK ITEM R/B	1
418-108	SRK ITEM PIDG BLUE	1
418-117	SRK ITEM	1
418-116A	SRK ITEM	1
VUB001680		

[Click here to print](#)

Connector: **C0522**



BLACK

Part No.: **YPC913000**

Colour: **BLACK**


Cavities: **2WY**

Harness: **ENGINE DIESEL HARNESS**

Description: **Fuel injector-No.1**

Location: **Top of engine**

Qualifier:



**Wire Chart**

CAV	TERMINAL	CSA	COL	CCT	DESTN
1		1.5	YU	254	C0411
2		1.5	GU	254	C0411

**Service Repair Kits**

Refer to Harness Repair information

Se référer aux informations de réparation de faisceau

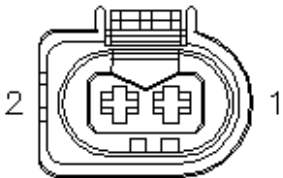
Siehe Informationen über Kabelbaumreparaturen

Vedere le informazioni che trattano le operazioni di riparazione del cablaggio

Remítase a la información sobre reparación de mazos de cables

Raadpleeg de informatie over kabelboomreparaties

Connector: **C0522**



BLACK

Part No.: **YPC913000**

Colour: **BLACK**

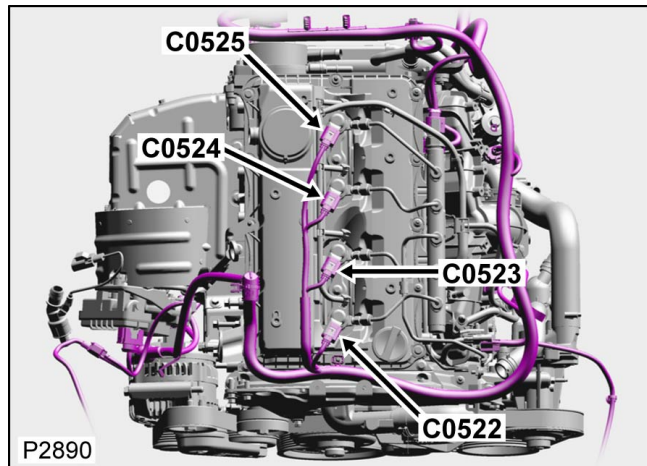
Cavities: **2WY**

Harness: **ENGINE DIESEL HARNESS**

Description: **Fuel injector-No.1**

Location: **Top of engine**

Qualifier:



**Wire Chart**

CAV	TERMINAL	CSA	COL	CCT	DESTN
1		1.5	YU	254	C0411
2		1.5	GU	254	C0411

**Service Repair Kits**

Refer to Harness Repair information

Se référer aux informations de réparation de faisceau

Siehe Informationen über Kabelbaumreparaturen

Wieke Informationen über Kabelboomreparaturen

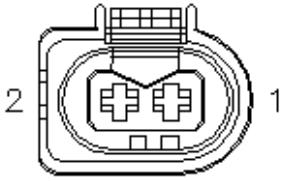
Vedere le informazioni che trattano le operazioni  
di riparazione del cablaggio

Remítase a la información sobre reparación de  
mazos de cables

Raadpleeg de informatie over kabelboomreparaties

[Click here to print](#)

Connector: **C0523**



BLACK

Part No.: **YPC913000**

Colour: **BLACK**


Cavities: **2WY**

Harness: **ENGINE DIESEL HARNESS**

Description: **Fuel injector-No.2**

Location: **Top of engine**

Qualifier:



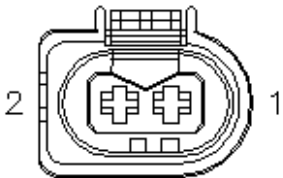
**Wire Chart**

CAV	TERMINAL	CSA	COL	CCT	DESTN
1		1.5	UO	254	S/JOINT SJ3
2		1.5	SY	I4	C0411

**Service Repair Kits**

Refer to Harness Repair information  
Se référer aux informations de réparation de faisceau  
Siehe Informationen über Kabelbaumreparaturen  
Vedere le informazioni che trattano le operazioni  
di riparazione del cablaggio  
Remítase a la información sobre reparación de  
mazos de cables  
Raadpleeg de informatie over kabelboomreparaties

Connector: **C0523**



BLACK

Part No.: **YPC913000**

Colour: **BLACK**

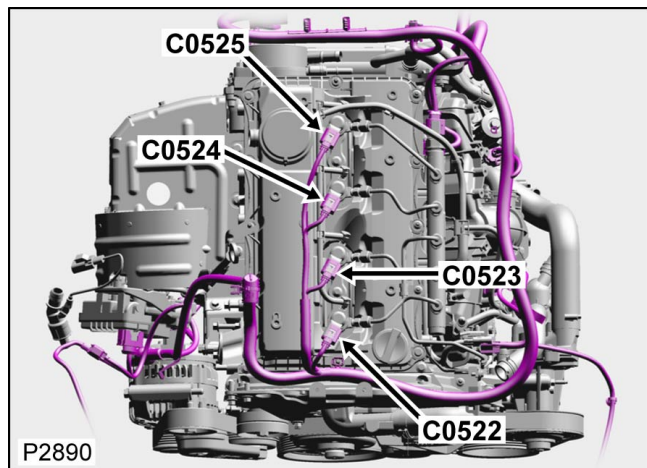
Cavities: **2WY**

Harness: **ENGINE DIESEL HARNESS**

Description: **Fuel injector-No.2**

Location: **Top of engine**

Qualifier:



**Wire Chart**

CAV	TERMINAL	CSA	COL	CCT	DESTN
1		1.5	UO	254	S/JOINT SJ3
2		1.5	SY	I4	C0411

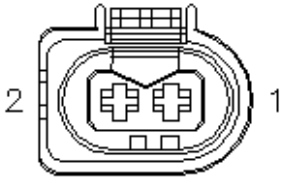
**Service Repair Kits**

Refer to Harness Repair information  
Se référer aux informations de réparation de faisceau  
Siehe Informationen über Kabelbaumreparaturen



[Click here to print](#)

Connector: **C0524**



BLACK

Part No.: **YPC913000**

Colour: **BLACK**


Cavities: **2WY**

Harness: **ENGINE DIESEL HARNESS**

Description: **Fuel injector-No.3**

Location: **Top of engine**

Qualifier:



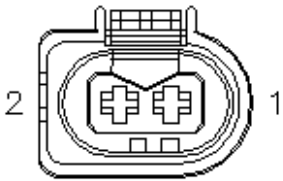
**Wire Chart**

CAV	TERMINAL	CSA	COL	CCT	DESTN
1		1.5	UO	I4	S/JJOINT SJ3
2		1.5	PS	I4	C0411

**Service Repair Kits**

Refer to Harness Repair information  
Se référer aux informations de réparation de faisceau  
Siehe Informationen über Kabelbaumreparaturen  
Vedere le informazioni che trattano le operazioni  
di riparazione del cablaggio  
Remítase a la información sobre reparación de  
mazos de cables  
Raadpleeg de informatie over kabelboomreparaties

Connector: **C0524**



BLACK

Part No.: **YPC913000**

Colour: **BLACK**

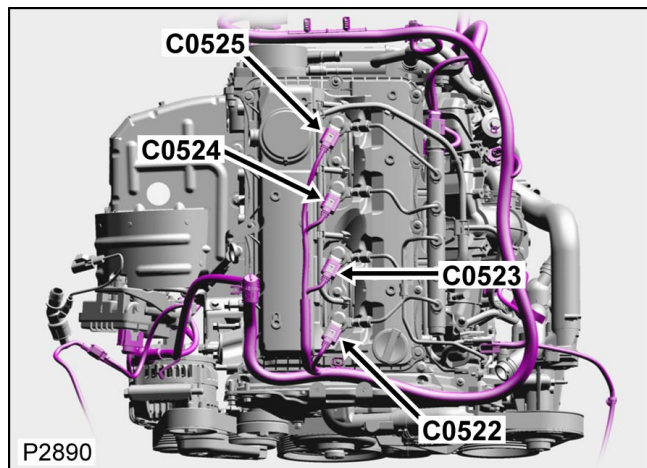
Cavities: **2WY**

Harness: **ENGINE DIESEL HARNESS**

Description: **Fuel injector-No.3**

Location: **Top of engine**

Qualifier:



**Wire Chart**

CAV	TERMINAL	CSA	COL	CCT	DESTN
1		1.5	UO	I4	S/JJOINT SJ3
2		1.5	PS	I4	C0411

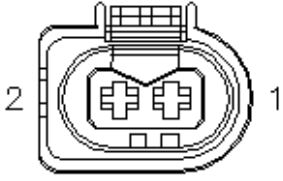
**Service Repair Kits**

Refer to Harness Repair information  
Se référer aux informations de réparation de faisceau  
Siehe Informationen über Kabelbaumreparaturen



[Click here to print](#)

Connector: **C0525**



BLACK

Part No.: **YPC913000**

Colour: **BLACK**


Cavities: **2WY**

Harness: **ENGINE DIESEL HARNESS**

Description: **Fuel injector-No.4**

Location: **Top of engine**

Qualifier:



**Wire Chart**

CAV	TERMINAL	CSA	COL	CCT	DESTN
1		1.5	U	14	C0411
2		1.5	YO	254	C0411

**Service Repair Kits**

Refer to Harness Repair information

Se référer aux informations de réparation de faisceau

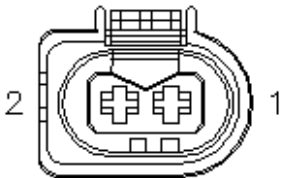
Siehe Informationen über Kabelbaumreparaturen

Vedere le informazioni che trattano le operazioni di riparazione del cablaggio

Remítase a la información sobre reparación de mazos de cables

Raadpleeg de informatie over kabelboomreparaties

Connector: **C0525**



BLACK

Part No.: **YPC913000**

Colour: **BLACK**

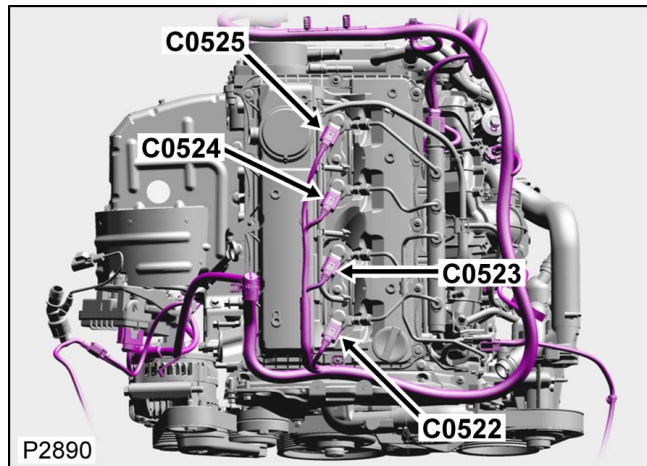
Cavities: **2WY**

Harness: **ENGINE DIESEL HARNESS**

Description: **Fuel injector-No.4**

Location: **Top of engine**

Qualifier:



**Wire Chart**

CAV	TERMINAL	CSA	COL	CCT	DESTN
1		1.5	U	14	C0411
2		1.5	YO	254	C0411

**Service Repair Kits**

Refer to Harness Repair information

Se référer aux informations de réparation de faisceau

Siehe Informationen über Kabelbaumreparaturen

Wieke Informationen über Kabelboomreparaturen

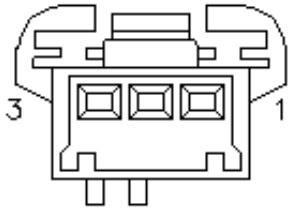
Vedere le informazioni che trattano le operazioni  
di riparazione del cablaggio

Remítase a la información sobre reparación de  
mazos de cables

Raadpleeg de informatie over kabelboomreparaties

[Click here to print](#)

Connector: **C0530**



BLACK

Part No.: **YPC800840**

Colour: **BLACK**

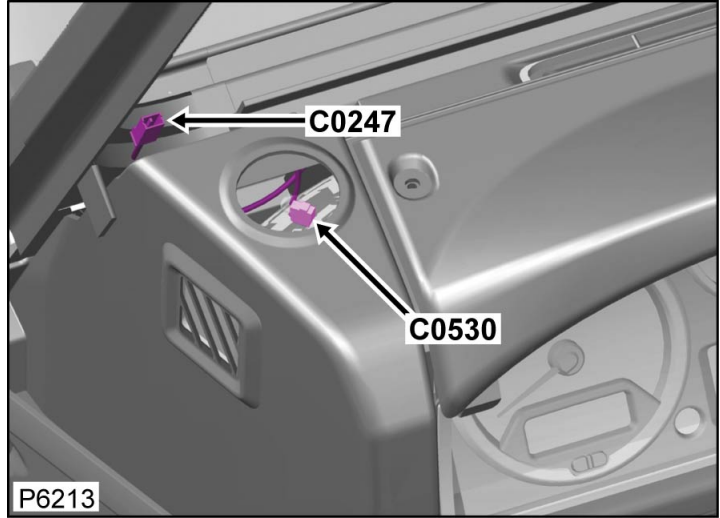
Cavities: **3WY**

Harness: **MAIN LH + RH HARNESS**

Description: **Front Tweeter-LH**

Location: **Instrument panel-left-upper**

Qualifier:



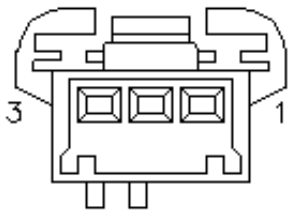
#### Wire Chart

CAV	TERMINAL	CSA	COL	CCT	DESTN
1	YPL500360	0.5D	BW	769	C0340
3	YPL500360	0.5D	BN	769	C1492

#### Service Repair Kits

CSA	0.50- 0.75 CSA	
<b>Cavities: 1,3</b>		
418-411-45	SRK ITEM 2.50CSA	I
418-112	SRK ITEM	I
418-107	SRK ITEM PIDG RED	I
418-117	SRK ITEM	I
418-116A	SRK ITEM	I
VUB901480		

Connector: **C0530**



BLACK

Part No.: **YPC800840**

Colour: **BLACK**

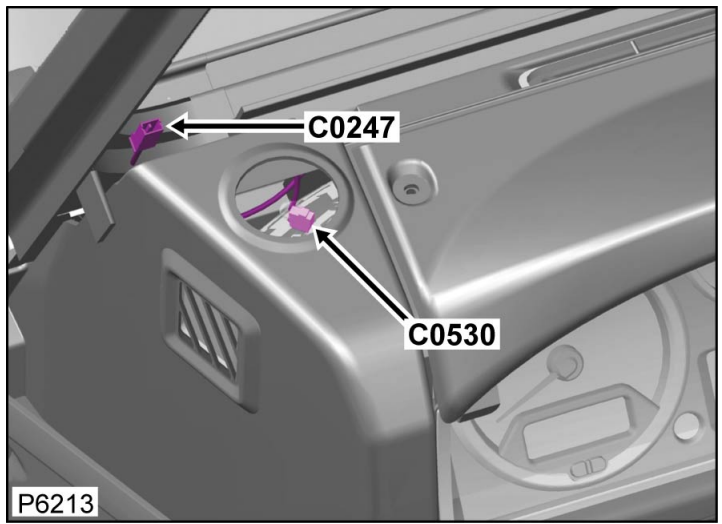
Cavities: **3WY**

Description: **Front Tweeter-LH**

Location: **Instrument panel-left-upper**

Qualifier:

Harness: **MAIN LH + RH HARNESS**



**Wire Chart**

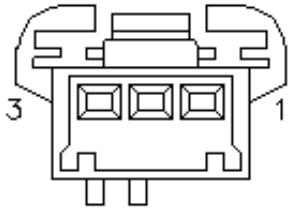
CAV	TERMINAL	CSA	COL	CCT	DESTN
1	YPL500360	0.5D	BW	769	C0340
3	YPL500360	0.5D	BN	769	C1492

**Service Repair Kits**

CSA	0.50- 0.75 CSA	
<b>Cavities: 1,3</b>		
418-411-45	SRK ITEM 2.50CSA	1
418-112	SRK ITEM	1
418-107	SRK ITEM PIDG RED	1
418-117	SRK ITEM	1
418-116A	SRK ITEM	1
VUB901480		

[Click here to print](#)

Connector: **C053 I**



BLACK

Part No.: **YPC800840**

Colour: **BLACK**

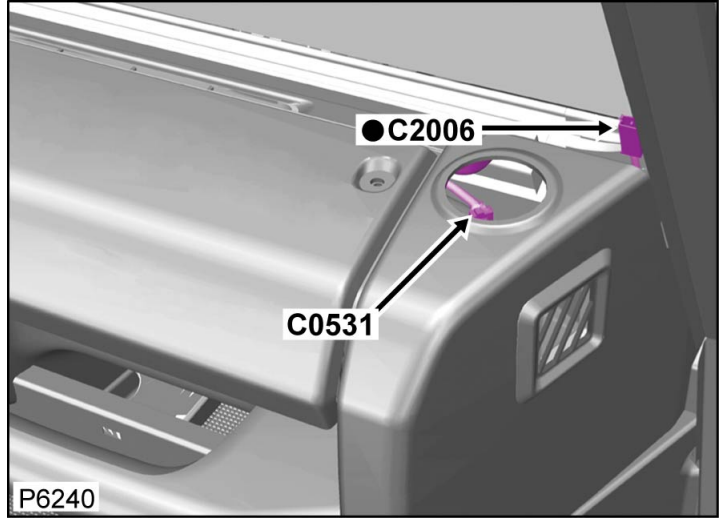
Cavities: **3WY**

Harness: **MAIN LH + RH HARNESS**

Description: **Front Tweeter-RH**

Location: **Instrument panel-right-upper**

Qualifier:



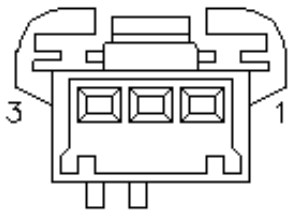
### Wire Chart

CAV	TERMINAL	CSA	COL	CCT	DESTN
1	YPL500360	0.5D	BK	769	C1577
3	YPL500360	0.5D	BR	769	C0369

### Service Repair Kits

CSA	0.50- 0.75 CSA	
<b>Cavities: 1,3</b>		
418-411-45	SRK ITEM 2.50CSA	I
418-112	SRK ITEM	I
418-107	SRK ITEM PIDG RED	I
418-117	SRK ITEM	I
418-116A	SRK ITEM	I
VUB901480		

Connector: **C053 I**



BLACK

Part No.: **YPC800840**

Colour: **BLACK**

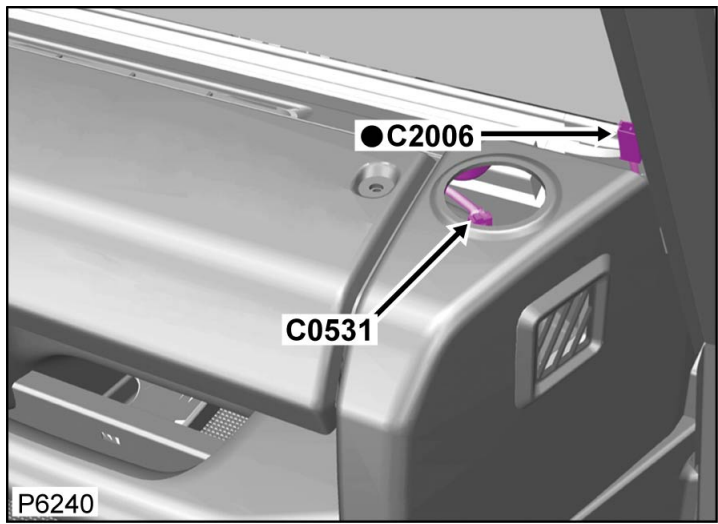
Cavities: **3WY**

Description: **Front Tweeter-RH**

Location: **Instrument panel-right-upper**

Qualifier:

Harness: **MAIN LH + RH HARNESS**



**Wire Chart**

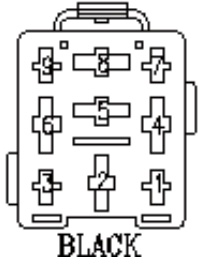
CAV	TERMINAL	CSA	COL	CCT	DESTN
1	YPL500360	0.5D	BK	769	C1577
3	YPL500360	0.5D	BR	769	C0369

**Service Repair Kits**

CSA	0.50- 0.75 CSA	
<b>Cavities: 1,3</b>		
418-411-45	SRK ITEM 2.50CSA	1
418-112	SRK ITEM	1
418-107	SRK ITEM PIDG RED	1
418-117	SRK ITEM	1
418-116A	SRK ITEM	1
VUB901480		

[Click here to print](#)

Connector: **C0536L**



Part No.: **YPI10001**

Colour: **BLACK**

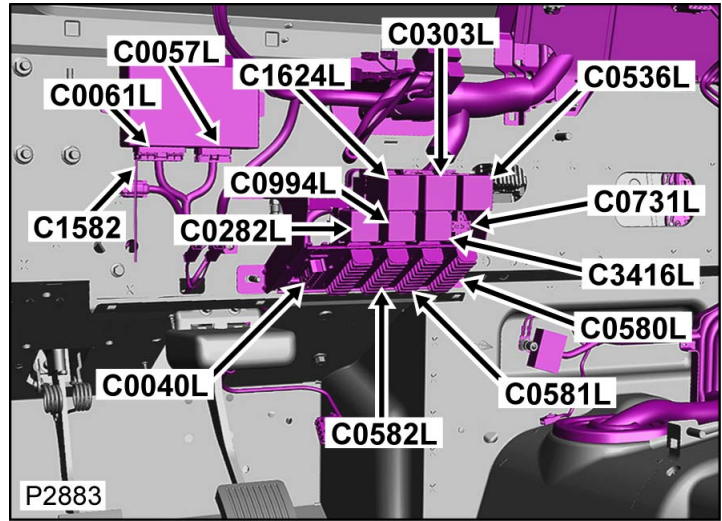
Cavities: **9WY**

Harness: **MAIN LH + RH HARNESS**

Description: **Relay-Hazard-warning**

Location: **Behind LH side of Instrument panel**

Qualifier: **LHD condition illustrated**



**Wire Chart**

CAV	TERMINAL	CSA	COL	CCT	DESTN
2	AFU3228	0.5D	LGP	I39L	C1040L
4	AFU3228	0.5D	B	I39L	C0289
6	AFU3173	1.5D	LG	I39L	C0096
8	AFU3173	1.5D	LGN	I39L	S/JOINT SJ79

**Service Repair Kits**

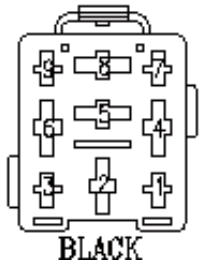
CSA	0.50- 1.00 CSA	
<b>Cavities: 2,4</b>		
418-548-42	SRK ITEM 250 LUCAR FAMILY 1.0CSA	I
418-112	SRK ITEM	I
418-104	SRK ITEM R/B	I
418-107	SRK ITEM PIDG RED	I
418-117	SRK ITEM	I
418-116A	SRK ITEM	I
VUB001530		

Connector: **C0536L**

Description: **Relay-Hazard-warning**

Location: **Behind LH side of Instrument panel**

Qualifier: **LHD condition illustrated**



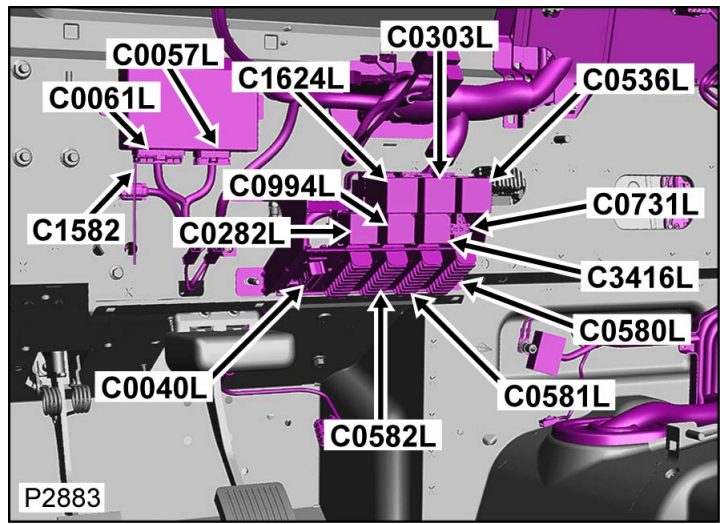
BLACK

Part No.: **YPI10001**

Colour: **BLACK**

Cavities: **9WY**

Harness: **MAIN LH + RH HARNESS**



**Wire Chart**

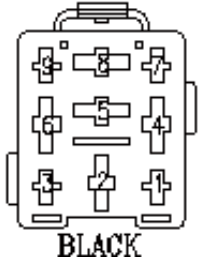
CAV	TERMINAL	CSA	COL	CCT	DESTN
2	AFU3228	0.5D	LGP	I39L	C1040L
4	AFU3228	0.5D	B	I39L	C0289
6	AFU3173	1.5D	LG	I39L	C0096
8	AFU3173	1.5D	LGN	I39L	S/JOINT SJ79

**Service Repair Kits**

CSA	0.50- 1.00 CSA	
<b>Cavities: 2,4</b>		
418-548-42	SRK ITEM 250 LUCAR FAMILY 1.0CSA	1
418-112	SRK ITEM	1
418-104	SRK ITEM R/B	1
418-107	SRK ITEM PIDG RED	1
418-117	SRK ITEM	1
418-116A	SRK ITEM	1
VUB001530		

[Click here to print](#)

Connector: **C0536R**



Part No.: **YPI10001**

Colour: **BLACK**

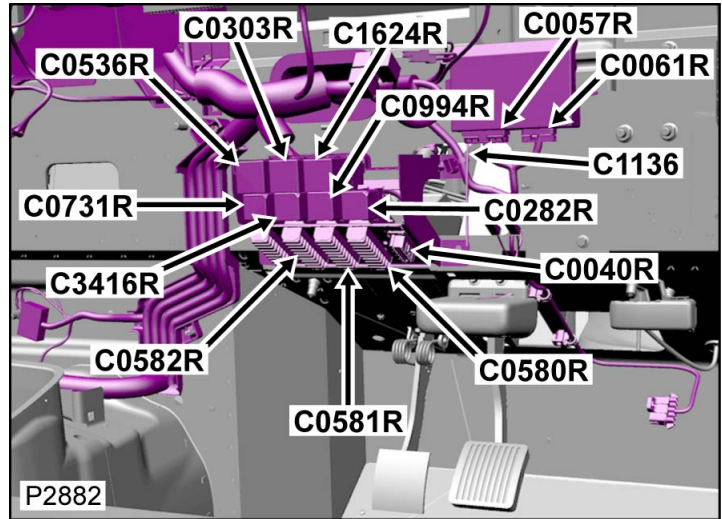
Cavities: **9WY**

Harness: **MAIN LH + RH HARNESS**

Description: **Relay-Hazard-warning**

Location: **Behind RH side of Instrument panel**

Qualifier: **RHD condition illustrated**



**Wire Chart**

CAV	TERMINAL	CSA	COL	CCT	DESTN
2	AFU3228	0.5D	LGP	200R	C1040R
4	AFU3228	0.5D	B	200R	C0289
6	AFU3173	1.5D	LG	200R	C0096
8	AFU3173	1.5D	LGN	200R	S/JOINT SJ44

**Service Repair Kits**

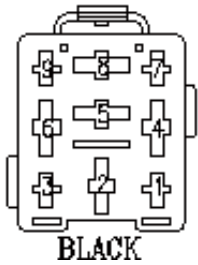
CSA	0.50- 1.00 CSA	
<b>Cavities: 2,4</b>		
418-548-42	SRK ITEM 250 LUCAR FAMILY 1.0CSA	1
418-112	SRK ITEM	1
418-104	SRK ITEM R/B	1
418-107	SRK ITEM PIDG RED	1
418-117	SRK ITEM	1
418-116A	SRK ITEM	1
VUB001530		

Connector: **C0536R**

Description: **Relay-Hazard-warning**

Location: **Behind RH side of Instrument panel**

Qualifier: **RHD condition illustrated**



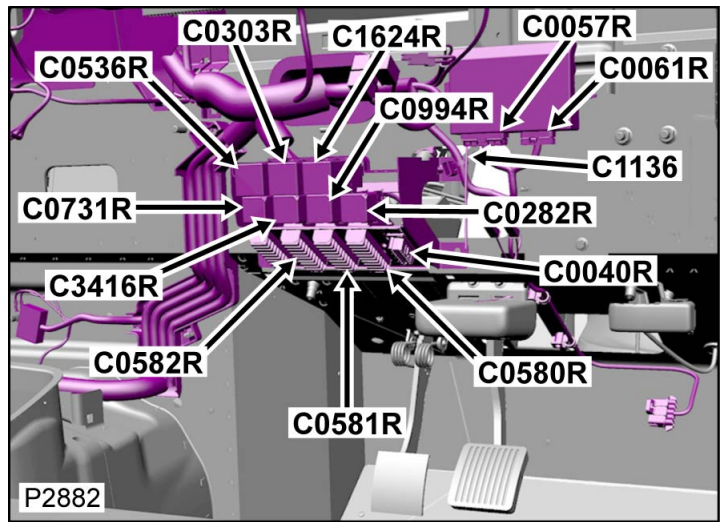
BLACK

Part No.: **YPI10001**

Colour: **BLACK**

Cavities: **9WY**

Harness: **MAIN LH + RH HARNESS**



**Wire Chart**

CAV	TERMINAL	CSA	COL	CCT	DESTN
2	AFU3228	0.5D	LGP	200R	C1040R
4	AFU3228	0.5D	B	200R	C0289
6	AFU3173	1.5D	LG	200R	C0096
8	AFU3173	1.5D	LGN	200R	S/JOINT SJ44

**Service Repair Kits**

CSA	0.50- 1.00 CSA	
<b>Cavities: 2,4</b>		
418-548-42	SRK ITEM 250 LUCAR FAMILY 1.0CSA	1
418-112	SRK ITEM	1
418-104	SRK ITEM R/B	1
418-107	SRK ITEM PIDG RED	1
418-117	SRK ITEM	1
418-116A	SRK ITEM	1
VUB001530		

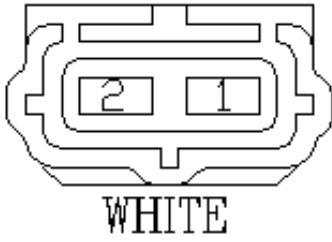
[Click here to print](#)

Connector: **C0537**

Description: **Lamp-Side-Front-RH**

Location: **Front of vehicle - RH side**

Qualifier:




Part No.: **YPCI0187**

Colour: **WHITE**

Cavities: **2WY**

Harness: **WING RH HARNESS**



**Wire Chart**

CAV	TERMINAL	CSA	COL	CCT	DESTN
1	YPL10062	0.5D	B	107	CTAP
1	YPL10062	0.5D	B	896	CTAP
1	YPL10062	0.5D	B	897	CTAP
1	AFU3802	1.0D	B	898	CTAP
2	YPL10062	0.5D	RO	899	C1267
2	YPL10062	0.5D	RB	897	C1267

**Service Repair Kits**

CSA	0.20- 0.50 CSA	
<b>Cavities: 1,2</b>		
418-549-50	SRK ITEM ECONOSEAL FAMILY 0.5CSA	1
418-112	SRK ITEM	1
418-104	SRK ITEM R/B	1
418-107	SRK ITEM PIDG RED	1
418-117	SRK ITEM	1
418-116A	SRK ITEM	1
VUB001690		

CSA	0.70- 2.00 CSA	
<b>Cavities: 1</b>		
418-549-49	SRK ITEM ECONOSEAL FAMILY 2.0CSA	1

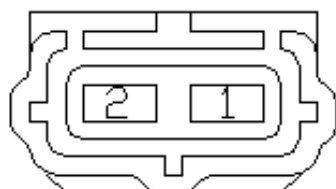
418-113	SRK ITEM	1
418-104	SRK ITEM R/B	1
418-108	SRK ITEM PIDG BLUE	1
418-117	SRK ITEM	1
418-116A	SRK ITEM	1
VUB001680		

**Connector: C0537**

**Description: Lamp-Side-Front-RH**

**Location: Front of vehicle - RH side**

**Qualifier:**




**WHITE**

**Part No.: YPCI0187**

**Colour: WHITE**

**Cavities: 2WY**

**Harness: WING RH HARNESS**



P6719

**Wire Chart**

CAV	TERMINAL	CSA	COL	CCT	DESTN
1	YPL10062	0.5D	B	107	CTAP
1	YPL10062	0.5D	B	896	CTAP
1	YPL10062	0.5D	B	897	CTAP
1	AFU3802	1.0D	B	898	CTAP
2	YPL10062	0.5D	RO	899	C1267
2	YPL10062	0.5D	RB	897	C1267

**Service Repair Kits**

CSA	0.20- 0.50 CSA	
<b>Cavities: 1,2</b>		
418-549-50	SRK ITEM ECONOSEAL FAMILY 0.5CSA	1
418-112	SRK ITEM	1
418-104	SRK ITEM R/B	1
418-107	SRK ITEM PIDG RED	1

418-117	SRK ITEM	I
418-116A	SRK ITEM	I
VUB001690		

<b>CSA</b>	<b>0.70- 2.00 CSA</b>	
<b>Cavities: I</b>		
418-549-49	SRK ITEM ECONOSEAL FAMILY 2.0CSA	I
418-113	SRK ITEM	I
418-104	SRK ITEM R/B	I
418-108	SRK ITEM PIDG BLUE	I
418-117	SRK ITEM	I
418-116A	SRK ITEM	I
VUB001680		

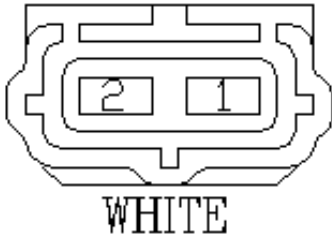
[Click here to print](#)

Connector: **C0538**

Description: **Lamp-Side-Front-LH**

Location: **Front of vehicle - LH side**

Qualifier:




Part No.: **YPCI0187**

Colour: **WHITE**

Cavities: **2WY**

Harness: **WING LH HARNESS**



**Wire Chart**

CAV	TERMINAL	CSA	COL	CCT	DESTN
1	YPL10062	0.5D	B	499	CTAP
2	YPL10062	0.5D	RB	499	C1265

**Service Repair Kits**

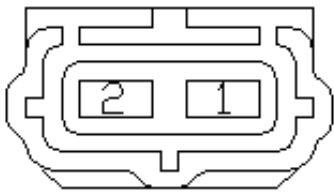
CSA	0.20- 0.50 CSA	
<b>Cavities: 1,2</b>		
418-549-50	SRK ITEM ECONOSEAL FAMILY 0.5CSA	1
418-112	SRK ITEM	1
418-104	SRK ITEM R/B	1
418-107	SRK ITEM PIDG RED	1
418-117	SRK ITEM	1
418-116A	SRK ITEM	1
VUB001690		

Connector: **C0538**

Description: **Lamp-Side-Front-LH**

Location: **Front of vehicle - LH side**

Qualifier:




WHITE

Part No.: **YPCI0187**

Colour: **WHITE**

Cavities: **2WY**

Harness: **WING LH HARNESS**



**Wire Chart**

CAV	TERMINAL	CSA	COL	CCT	DESTN
1	YPL10062	0.5D	B	499	CTAP
2	YPL10062	0.5D	RB	499	C1265

**Service Repair Kits**

CSA	0.20- 0.50 CSA	
<b>Cavities: 1,2</b>		
418-549-50	SRK ITEM ECONOSEAL FAMILY 0.5CSA	1
418-112	SRK ITEM	1
418-104	SRK ITEM R/B	1
418-107	SRK ITEM PIDG RED	1
418-117	SRK ITEM	1
418-116A	SRK ITEM	1
VUB001690		

[Click here to print](#)

Connector: **C0543**

Description: **ECU-Lamp-Fog-guard-Rear**

Location: **Beneath RH Front seat**

Qualifier:

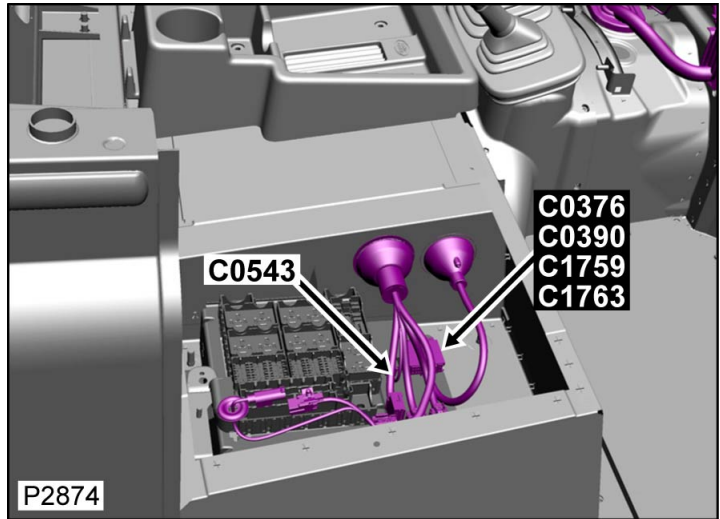


Part No.: **YPCI0002**

Colour: **NATURAL**

Cavities: **4WY**

Harness: **MAIN LH + RH HARNESS**



**Wire Chart**

CAV	TERMINAL	CSA	COL	CCT	DESTN
1	YPL10003	0.5D	B	499	S/JOINT SJ11
2	YPL10003	1.0D	UP	200R	C0581R
2	YPL10003	1.0D	UP	139L	C0581L
3	YPL10003	1.0D	RY	499	S/JOINT SJ48
4	YPL10003	0.5D	BS	200R	C1741
4	YPL10003	0.5D	BS	139L	C0064

**Service Repair Kits**

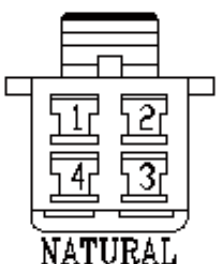
CSA	0.30- 1.50 CSA	
<b>Cavities: 1,2-4</b>		
418-549-54	SRK ITEM HMDC FAMILY 1.5CSA	I
418-112	SRK ITEM	I
418-104	SRK ITEM R/B	I
418-107	SRK ITEM PIDG RED	I
418-117	SRK ITEM	I
418-116A	SRK ITEM	I
VUB001820		

Connector: **C0543**

Description: **ECU-Lamp-Fog-guard-Rear**

Location: **Beneath RH Front seat**

Qualifier:

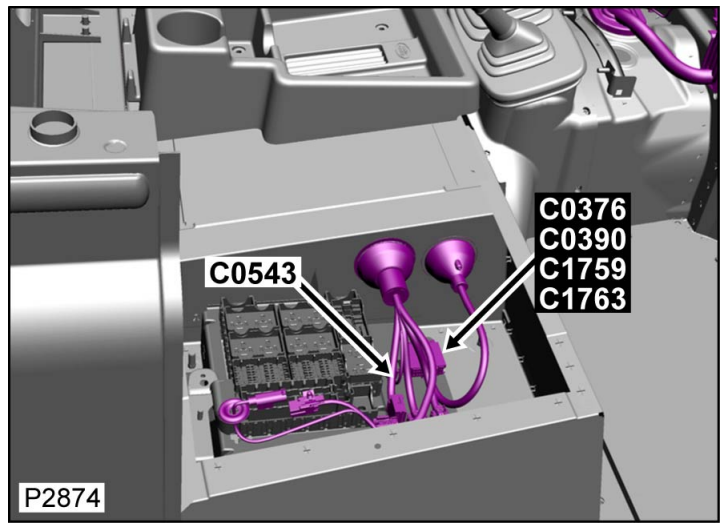


Part No.: **YPCI0002**

**Colour: NATURAL**

**Cavities: 4WY**

**Harness: MAIN LH + RH HARNESS**



**Wire Chart**

CAV	TERMINAL	CSA	COL	CCT	DESTN
1	YPL10003	0.5D	B	499	S/JOINT SJ11
2	YPL10003	1.0D	UP	200R	C0581R
2	YPL10003	1.0D	UP	139L	C0581L
3	YPL10003	1.0D	RY	499	S/JOINT SJ48
4	YPL10003	0.5D	BS	200R	C1741
4	YPL10003	0.5D	BS	139L	C0064

**Service Repair Kits**

CSA	0.30- 1.50 CSA	
<b>Cavities: 1,2-4</b>		
418-549-54	SRK ITEM HMDC FAMILY 1.5CSA	1
418-112	SRK ITEM	1
418-104	SRK ITEM R/B	1
418-107	SRK ITEM PIDG RED	1
418-117	SRK ITEM	1
418-116A	SRK ITEM	1
VUB001820		

[Click here to print](#)

Connector: **C0550**

Description: **Header-Earth**

Location: **Behind center of Instrument panel**

Qualifier:

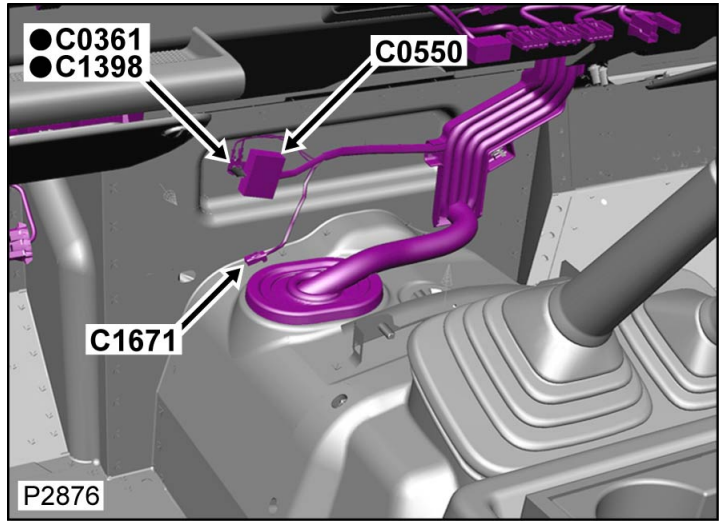


Part No.: **YPCI0611**

Colour: **LIGHT GREY**

Cavities: **10WY**

Harness: **MAIN LH + RH HARNESS**



**Wire Chart**

CAV	TERMINAL	CSA	COL	CCT	DESTN
1	YPL10079	1.5D	B	499	C0289
2	YPL10080	2.5D	B	766	S/JOINT SJ20
3	YPL10080	2.0D	B	499	C0289
4	YPL10079	1.5D	B	499	C0289
6	YPL10080	2.0D	B	139L	C1264L
6	YPL10080	2.0D	B	200R	C1264R
7	YPL10079	1.5D	B	499	C1266
8	YPL10080	2.0D	B	499	S/JOINT SJ13
9	YPL10080	2.0D	B	14	S/JOINT SJ14
10	YPL10080	2.0D	B	14	C0280A

**Service Repair Kits**

CSA	2.00- 3.00 CSA	
<b>Cavities: 2,3,6,8-10</b>		
418-549-41	SRK ITEM 187SERIES FAMILY 3.0CSA	1
418-114	SRK ITEM	1
418-105	SRK ITEM Y	1
418-109	SRK ITEM PIDG YELLOW	1
418-117	SRK ITEM	1
418-116A	SRK ITEM	1
VUB001180		

CSA	0.50- 1.50 CSA	
<b>Cavities: 1,4,7</b>		
418-549-40	SRK ITEM 187SERIES FAMILY 1.5CSA	1

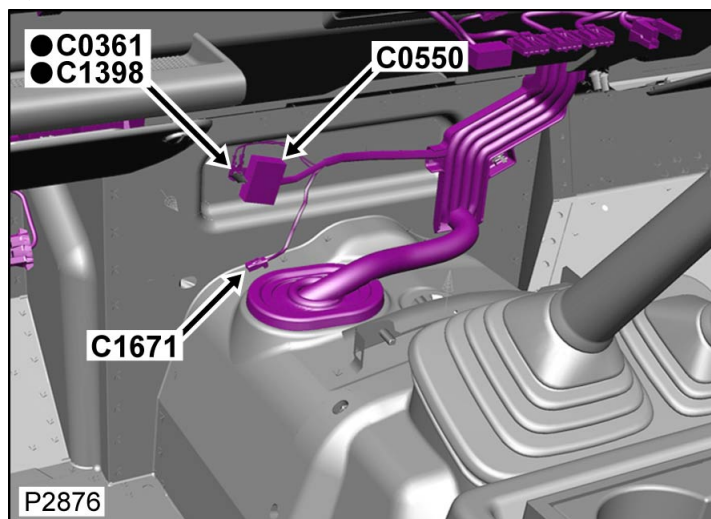
418-112	SRK ITEM	I
418-104	SRK ITEM R/B	I
418-107	SRK ITEM PIDG RED	I
418-117	SRK ITEM	I
418-116A	SRK ITEM	I
VUB001170		

**Connector: C0550**

**Description: Header-Earth**

**Location: Behind center of Instrument panel**

**Qualifier:**



**Part No.: YPCI0611**

**Colour: LIGHT GREY**

**Cavities: 10WY**

**Harness: MAIN LH + RH HARNESS**

**Wire Chart**

CAV	TERMINAL	CSA	COL	CCT	DESTN
1	YPL10079	1.5D	B	499	C0289
2	YPL10080	2.5D	B	766	S/JOINT SJ20
3	YPL10080	2.0D	B	499	C0289
4	YPL10079	1.5D	B	499	C0289
6	YPL10080	2.0D	B	139L	C1264L
6	YPL10080	2.0D	B	200R	C1264R
7	YPL10079	1.5D	B	499	C1266

**Service Repair Kits**

CSA	2.00- 3.00 CSA	
<b>Cavities: 2,3,6,8-10</b>		
418-549-41	SRK ITEM 187SERIES FAMILY 3.0CSA	I
418-114	SRK ITEM	I
418-105	SRK ITEM Y	I
418-109	SRK ITEM PIDG YELLOW	I

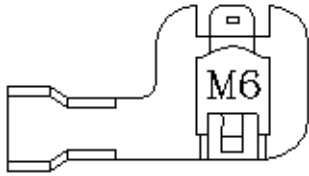
8	YPL10080	2.0D	B	499	S/JOINT SJ13
9	YPL10080	2.0D	B	14	S/JOINT SJ14
10	YPL10080	2.0D	B	14	C0280A

418-117	SRK ITEM	I
418-116A	SRK ITEM	I
VUB001180		

<b>CSA</b>	<b>0.50- 1.50 CSA</b>	
<b>Cavities: 1,4,7</b>		
418-549-40	SRK ITEM I87SERIES FAMILY 1.5CSA	I
418-112	SRK ITEM	I
418-104	SRK ITEM R/B	I
418-107	SRK ITEM PIDG RED	I
418-117	SRK ITEM	I
418-116A	SRK ITEM	I
VUB001170		

[Click here to print](#)

Connector: **C0556**



Part No.: **YPG900310**

Colour: **TIN PLATED**

Cavities: **IWY**

Harness: **MAIN LH + RH HARNESS**

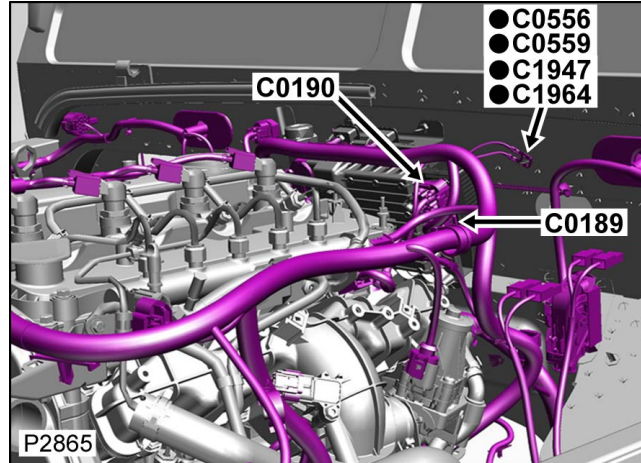
#### Wire Chart

CAV	TERMINAL	CSA	COL	CCT	DESTN
I	-	0.75D	B	499	C0872
I	-	0.75D	B	499	C0872

Description: **Ground point**

Location: **Rear LH side of engine compartment**

Qualifier:



#### Service Repair Kits

Refer to Harness Repair information

Se référer aux informations de réparation de faisceau

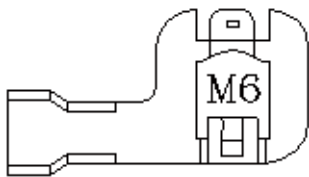
Siehe Informationen über Kabelbaumreparaturen

Vedere le informazioni che trattano le operazioni di riparazione del cablaggio

Remítase a la información sobre reparación de mazos de cables

Raadpleeg de informatie over kabelboomreparaties

Connector: **C0556**



Part No.: **YPG900310**

Colour: **TIN PLATED**

Cavities: **IWY**

Harness: **MAIN LH + RH HARNESS**

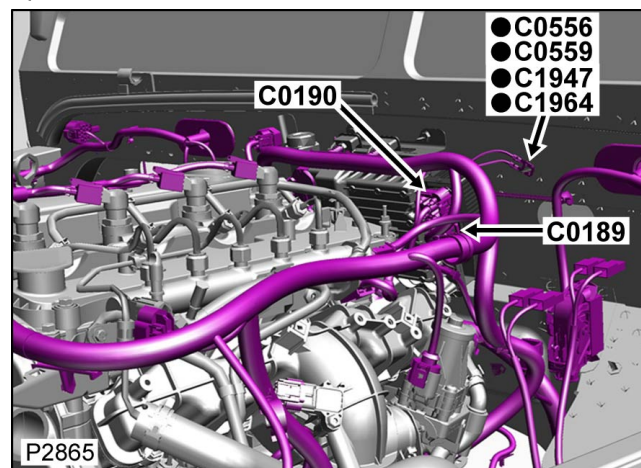
#### Wire Chart

CAV	TERMINAL	CSA	COL	CCT	DESTN
I	-	0.75D	B	499	C0872
I	-	0.75D	B	499	C0872

Description: **Ground point**

Location: **Rear LH side of engine compartment**

Qualifier:



#### Service Repair Kits

Refer to Harness Repair information

Se référer aux informations de réparation de faisceau

Siehe Informationen über Kabelbaumreparaturen

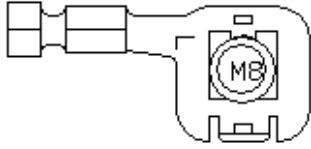
Vedere le informazioni che trattano le operazioni  
di riparazione del cablaggio

Remítase a la información sobre reparación de  
mazos de cables

Raadpleeg de informatie over kabelboomreparaties

[Click here to print](#)

Connector: **C0557**



Part No.: **YPG900110**

Colour: **TIN PLATED**

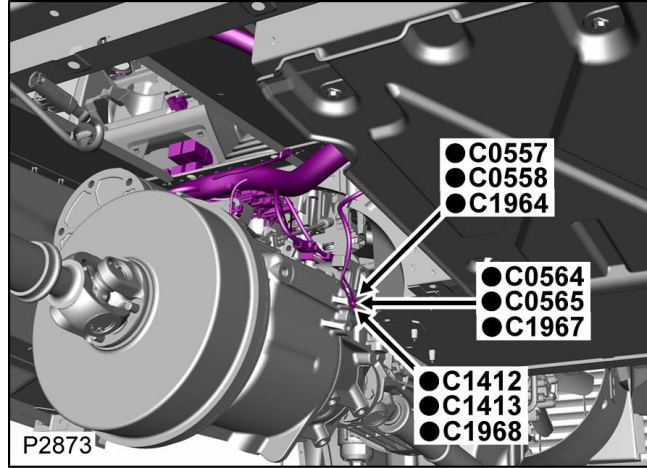
Cavities: **IWY**

Harness: **CHASSIS HARNESS**

Description: **Ground point**

Location: **RH side of transfer box**

Qualifier:



#### Wire Chart

CAV	TERMINAL	CSA	COL	CCT	DESTN
I	-	4.0D	B	770	S/JOINT SJ2

#### Service Repair Kits

Refer to Harness Repair information

Se référer aux informations de réparation de faisceau

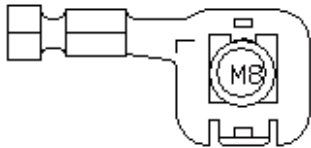
Siehe Informationen über Kabelbaumreparaturen

Vedere le informazioni che trattano le operazioni  
di riparazione del cablaggio

Remítase a la información sobre reparación de  
mazos de cables

Raadpleeg de informatie over kabelboomreparaties

Connector: **C0557**



Part No.: **YPG900110**

Colour: **TIN PLATED**

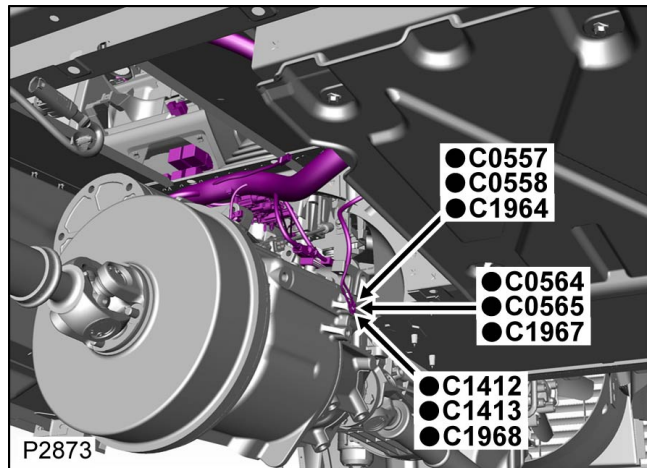
Cavities: **IWY**

Harness: **CHASSIS HARNESS**

Description: **Ground point**

Location: **RH side of transfer box**

Qualifier:



#### Wire Chart

CAV	TERMINAL	CSA	COL	CCT	DESTN
I	-	4.0D	B	770	S/JOINT SJ2

#### Service Repair Kits

Refer to Harness Repair information

Se référer aux informations de réparation de faisceau

Siehe Informationen über Kabelbaumreparaturen

Wieke Informationen über Kabelboomreparaturen

Vedere le informazioni che trattano le operazioni  
di riparazione del cablaggio

Remítase a la información sobre reparación de  
mazos de cables

Raadpleeg de informatie over kabelboomreparaties

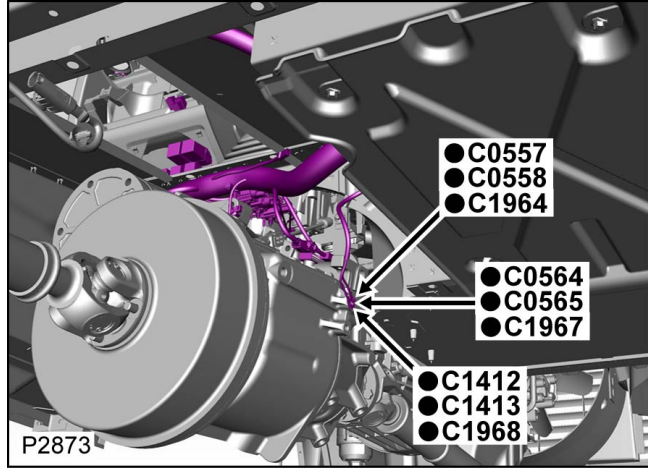
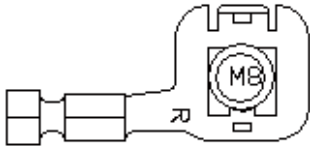
[Click here to print](#)

Connector: **C0558**

Description: **Ground point**

Location: **RH side of transfer box**

Qualifier:



Part No.: **YPG900120**

Colour: **TIN PLATED**

Cavities: **IWY**

Harness: **CHASSIS HARNESS**

**Wire Chart**

CAV	TERMINAL	CSA	COL	CCT	DESTN
I	-	4.0D	B	770	S/Joint SJ27

**Service Repair Kits**

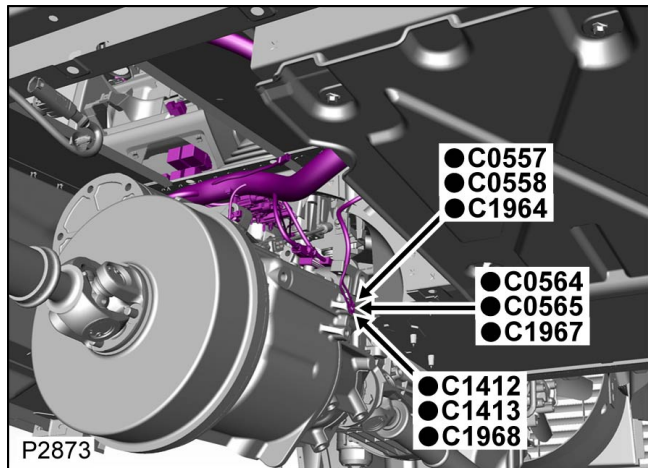
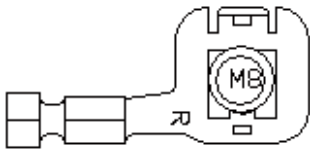
Refer to Harness Repair information  
Se référer aux informations de réparation de faisceau  
Siehe Informationen über Kabelbaumreparaturen  
Vedere le informazioni che trattano le operazioni  
di riparazione del cablaggio  
Remítase a la información sobre reparación de  
mazos de cables  
Raadpleeg de informatie over kabelboomreparaties

Connector: **C0558**

Description: **Ground point**

Location: **RH side of transfer box**

Qualifier:



Part No.: **YPG900120**

Colour: **TIN PLATED**

Cavities: **IWY**

Harness: **CHASSIS HARNESS**

**Wire Chart**

CAV	TERMINAL	CSA	COL	CCT	DESTN
I	-	4.0D	B	770	S/Joint SJ27

**Service Repair Kits**

Refer to Harness Repair information  
Se référer aux informations de réparation de faisceau  
Siehe Informationen über Kabelbaumreparaturen

Wieke Informationen über Kabelboomreparaturen

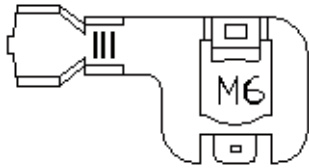
Vedere le informazioni che trattano le operazioni  
di riparazione del cablaggio

Remítase a la información sobre reparación de  
mazos de cables

Raadpleeg de informatie over kabelboomreparaties

[Click here to print](#)

Connector: **C0559**



Part No.: **YPG900270**

Colour: **TIN PLATED**

Cavities: **IWY**

Harness: **MAIN LH + RH HARNESS**

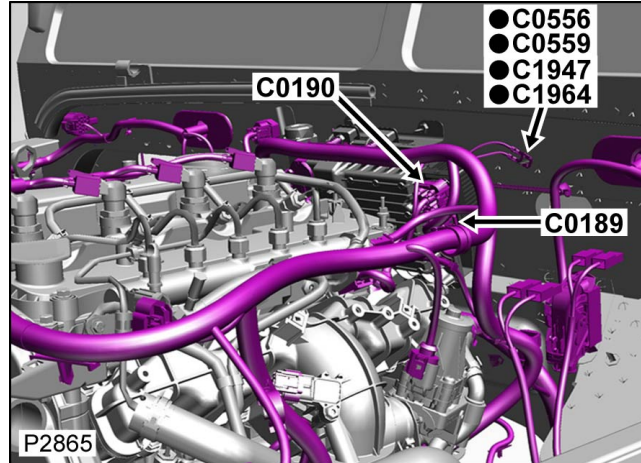
#### Wire Chart

CAV	TERMINAL	CSA	COL	CCT	DESTN
I	-	0.75D	B	499	C0872
I	-	0.75D	B	499	C0872

Description: **Ground point**

Location: **Rear LH side of engine compartment**

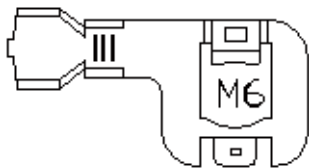
Qualifier:



#### Service Repair Kits

Refer to Harness Repair information  
Se référer aux informations de réparation de faisceau  
Siehe Informationen über Kabelbaumreparaturen  
Vedere le informazioni che trattano le operazioni  
di riparazione del cablaggio  
Remítase a la información sobre reparación de  
mazos de cables  
Raadpleeg de informatie over kabelboomreparaties

Connector: **C0559**



Part No.: **YPG900270**

Colour: **TIN PLATED**

Cavities: **IWY**

Harness: **MAIN LH + RH HARNESS**

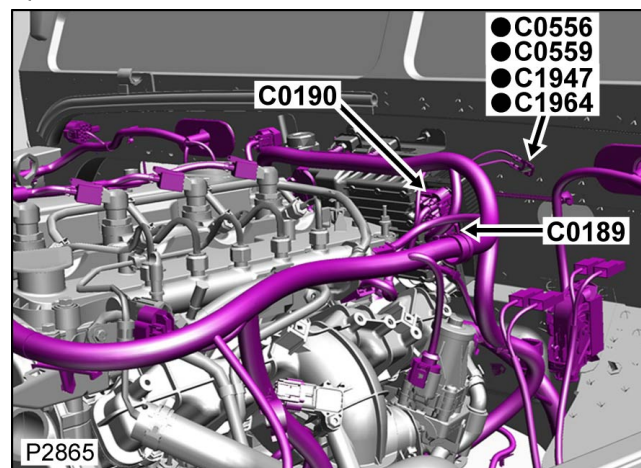
#### Wire Chart

CAV	TERMINAL	CSA	COL	CCT	DESTN
I	-	0.75D	B	499	C0872
I	-	0.75D	B	499	C0872

Description: **Ground point**

Location: **Rear LH side of engine compartment**

Qualifier:



#### Service Repair Kits

Refer to Harness Repair information  
Se référer aux informations de réparation de faisceau  
Siehe Informationen über Kabelbaumreparaturen

Vedere le informazioni che trattano le operazioni  
di riparazione del cablaggio

Remítase a la información sobre reparación de  
mazos de cables

Raadpleeg de informatie over kabelboomreparaties

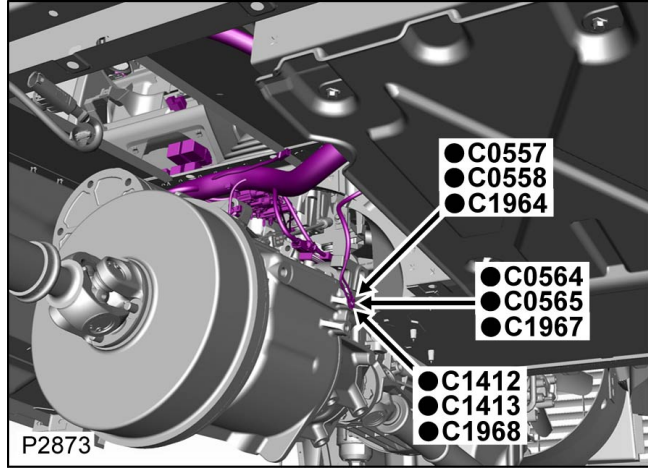
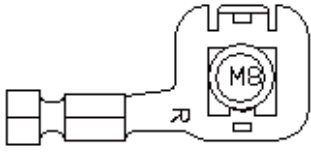
[Click here to print](#)

Connector: **C0564**

Description: **Ground point**

Location: **RH side of transfer box**

Qualifier:



Part No.: **YPG900120**

Colour: **TIN PLATED**

Cavities: **IWY**

Harness: **CHASSIS HARNESS**

**Wire Chart**

CAV	TERMINAL	CSA	COL	CCT	DESTN
I	-	4.0D	B	771	S/JOINT SJ28
I	-	4.0D	B	985	S/JOINT SJ1

**Service Repair Kits**

Refer to Harness Repair information

Se référer aux informations de réparation de faisceau

Siehe Informationen über Kabelbaumreparaturen

Vedere le informazioni che trattano le operazioni di riparazione del cablaggio

Remítase a la información sobre reparación de mazos de cables

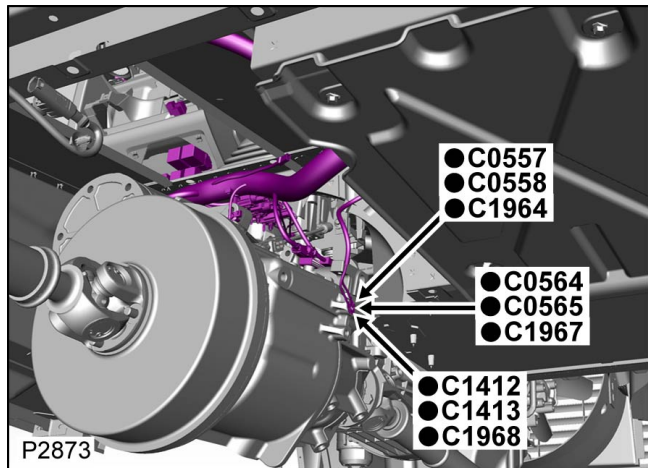
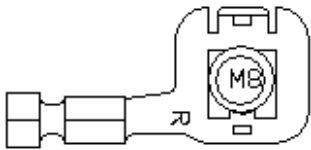
Raadpleeg de informatie over kabelboomreparaties

Connector: **C0564**

Description: **Ground point**

Location: **RH side of transfer box**

Qualifier:



Part No.: **YPG900120**

Colour: **TIN PLATED**

Cavities: **IWY**

Harness: **CHASSIS HARNESS**

**Wire Chart**

CAV	TERMINAL	CSA	COL	CCT	DESTN
I	-	4.0D	B	771	S/JOINT SJ28
					S/JOINT

**Service Repair Kits**

Refer to Harness Repair information

Se référer aux informations de réparation de faisceau

Siehe Informationen über Kabelbaumreparaturen

I	-	4.0D	B	985	SJI
---	---	------	---	-----	-----

Uitnodiging tot informatie over kabelboomreparaties

Vedere le informazioni che trattano le operazioni  
di riparazione del cablaggio

Remítase a la información sobre reparación de  
mazos de cables

Raadpleeg de informatie over kabelboomreparaties

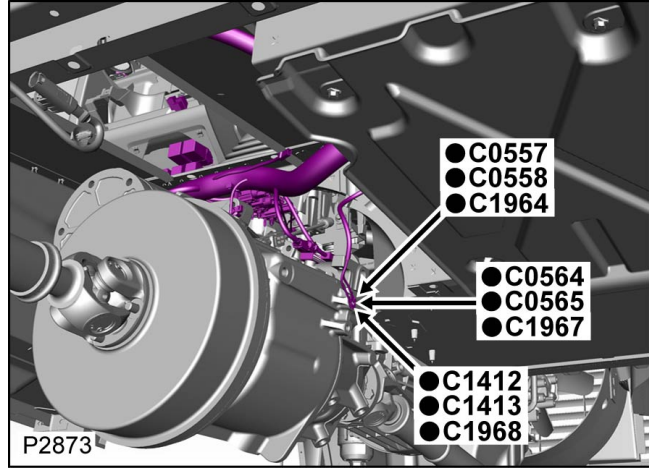
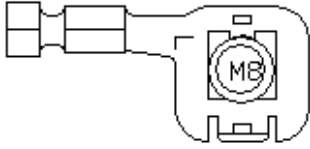
[Click here to print](#)

Connector: **C0565**

Description: **Ground point**

Location: **RH side of transfer box**

Qualifier:



Part No.: **YPG900110**

Colour: **TIN PLATED**

Cavities: **IWY**

Harness: **CHASSIS HARNESS**

**Wire Chart**

CAV	TERMINAL	CSA	COL	CCT	DESTN
I	-	4.0D	B	771	S/JOINT SJ3
I	-	4.0D	B	985	S/JOINT SJ4

**Service Repair Kits**

Refer to Harness Repair information

Se référer aux informations de réparation de faisceau

Siehe Informationen über Kabelbaumreparaturen

Vedere le informazioni che trattano le operazioni di riparazione del cablaggio

Remítase a la información sobre reparación de mazos de cables

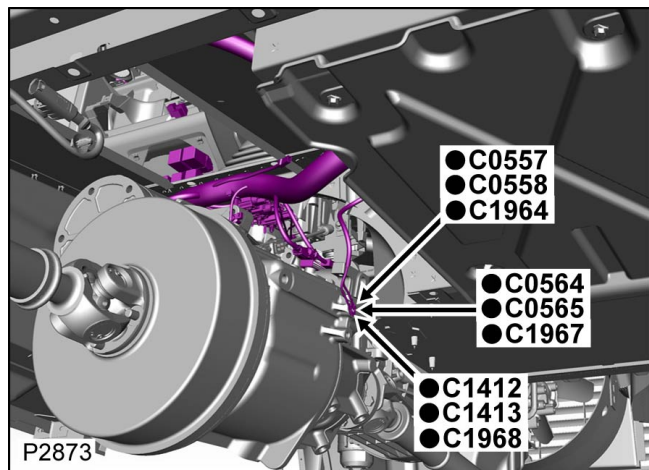
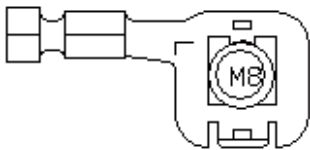
Raadpleeg de informatie over kabelboomreparaties

Connector: **C0565**

Description: **Ground point**

Location: **RH side of transfer box**

Qualifier:



Part No.: **YPG900110**

Colour: **TIN PLATED**

Cavities: **IWY**

Harness: **CHASSIS HARNESS**

**Wire Chart**

CAV	TERMINAL	CSA	COL	CCT	DESTN
I	-	4.0D	B	771	S/JOINT SJ3
					S/JOINT

**Service Repair Kits**

Refer to Harness Repair information

Se référer aux informations de réparation de faisceau

Siehe Informationen über Kabelbaumreparaturen

I	-	4.0D	B	985	SJ4
---	---	------	---	-----	-----

Uitnodiging tot informatie over kabelboomreparaties

Vedere le informazioni che trattano le operazioni  
di riparazione del cablaggio

Remítase a la información sobre reparación de  
mazos de cables

Raadpleeg de informatie over kabelboomreparaties

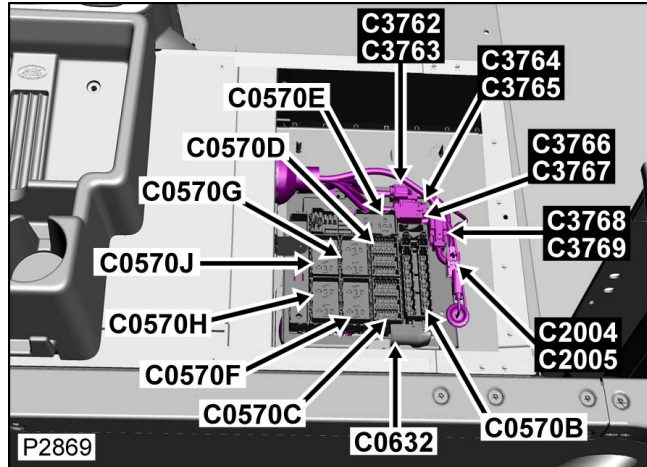
[Click here to print](#)

Connector: **C0570B**

Description: **Junction box-Battery**

Location: **Beneath RH Front seat**

Qualifier:



Part No.: **YQE800140**

Colour: **BLACK**

Cavities: **?WY**

Harness: **ENGINE COMPARTMENT FUSE BOX HARNESS**

#### Wire Chart

#### Service Repair Kits

CAV	TERMINAL	CSA	COL	CCT	DESTN
3	YPJ800530	2.5D	NK	499	C3767
4	YPJ800530	2.5D	R	499	S/JOINT SJ28
5	YPJ900530	6.0D	R	499	C0570C
6	YPJ800530	4.0D	NR	499	C3769
7	YPJ900530	6.0D	NW	499	C3763
24	YPJ800530	2.5D	NU	499	S/JOINT SJ3
25	YPL800530	4.0D	BR	I	C3763
26	YPJ800530	4.0D	N	499	C3769
27	YPJ900530	6.0D	R	499	C0570C
28	YPJ900530	6.0D	YR	499	C3763


Refer to Harness Repair information  
Se référer aux informations de réparation de faisceau  
Siehe Informationen über Kabelbaumreparaturen  
Vedere le informazioni che trattano le operazioni  
di riparazione del cablaggio  
Remítase a la información sobre reparación de  
mazos de cables  
Raadpleeg de informatie over kabelboomreparaties

Connector: **C0570B**

Description: **Junction box-Battery**

Location: **Beneath RH Front seat**

Qualifier:

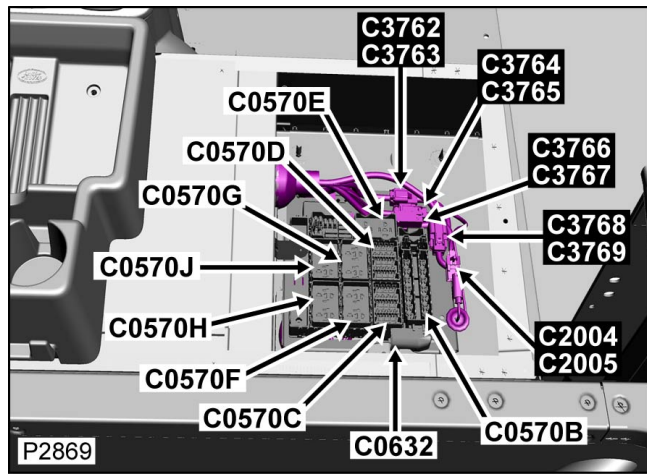


Part No.: **YQE800140**

Colour: **BLACK**

Cavities: **?WY**

**Harness: ENGINE COMPARTMENT FUSE BOX  
HARNESS**



**Wire Chart**

CAV	TERMINAL	CSA	COL	CCT	DESTN
3	YPJ800530	2.5D	NK	499	C3767
4	YPJ800530	2.5D	R	499	S/JOINT SJ28
5	YPJ900530	6.0D	R	499	C0570C
6	YPJ800530	4.0D	NR	499	C3769
7	YPJ900530	6.0D	NW	499	C3763
24	YPJ800530	2.5D	NU	499	S/JOINT SJ3
25	YPL800530	4.0D	BR	I	C3763
26	YPJ800530	4.0D	N	499	C3769
27	YPJ900530	6.0D	R	499	C0570C
28	YPJ900530	6.0D	YR	499	C3763

**Service Repair Kits**

Refer to Harness Repair information

Se référer aux informations de réparation de faisceau

Siehe Informationen über Kabelbaumreparaturen

Vedere le informazioni che trattano le operazioni  
di riparazione del cablaggio

Remítase a la información sobre reparación de  
mazos de cables

Raadpleeg de informatie over kabelboomreparaties

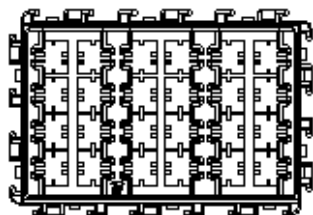
[Click here to print](#)

Connector: **C0570C**

Description: **Junction box-Battery**

Location: **Beneath RH Front seat**

Qualifier:



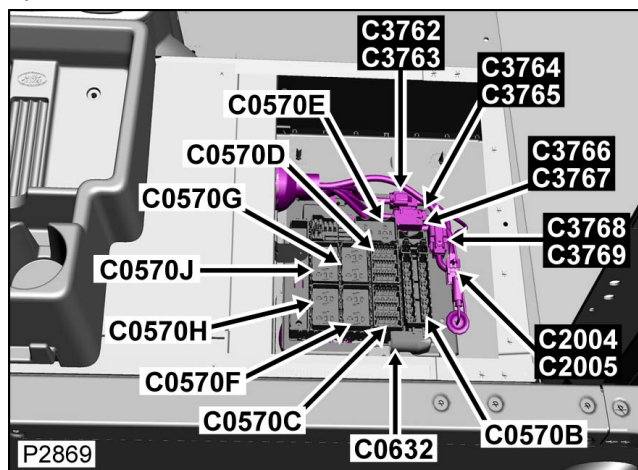
BLACK

Part No.: **YQE800150**

Colour: **BLACK**

Cavities: **?WY**

Harness: **ENGINE COMPARTMENT FUSE BOX HARNESS**



**Wire Chart**

CAV	TERMINAL	CSA	COL	CCT	DESTN
1	YPL802770	6.0D	R	499	C0570B
5	YPL802760	2.5D	NO	499	S/JJOINT SJ8
6	YPL802760	2.5D	NS	254	C0570G
7	YPL802750	1.5D	NO	499	C0570F
8	YPL802750	1.5D	NS	254	S/JJOINT SJ69
9	YPL802770	6.0D	R	499	C0570B
13	YPL802760	2.5D	NW	1	C3763
14	YPL802760	2.5D	NP	766	C3765
15	YPL802760	2.5D	NS	14	S/JJOINT SJ23
16	YPL802760	2.5D	P	499	C3767
17	YPL802770	4.0D	W	499	C3769
21	YPL802750	1.0D	NS	254	C0570F
22	YPL802740	0.5D	WG	499	C3767
23	YPL802750	1.0D	LGP	499	C3767
24	YPL802740	0.5D	RG	254	C3767

**Service Repair Kits**

Refer to Harness Repair information

Se référer aux informations de réparation de faisceau

Siehe Informationen über Kabelbaumreparaturen

Vedere le informazioni che trattano le operazioni di riparazione del cablaggio

Remítase a la información sobre reparación de mazos de cables

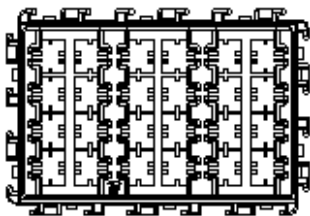
Raadpleeg de informatie over kabelboomreparaties

Connector: **C0570C**

Description: **Junction box-Battery**

Location: **Beneath RH Front seat**

Qualifier:



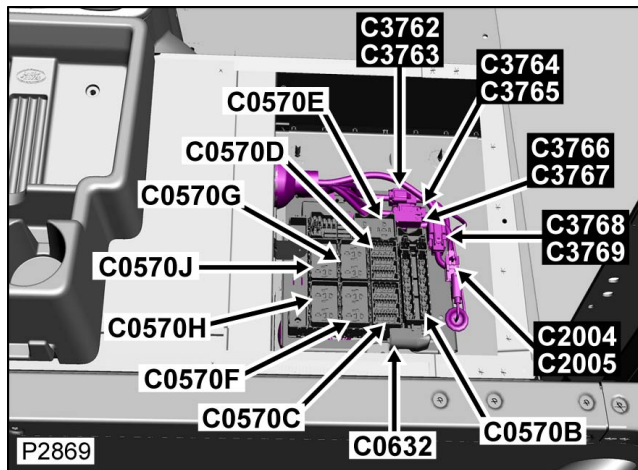
BLACK

Part No.: **YQE800150**

Colour: **BLACK**

Cavities: ?WY

Harness: **ENGINE COMPARTMENT FUSE BOX HARNESS**



### Wire Chart

CAV	TERMINAL	CSA	COL	CCT	DESTN
1	YPL802770	6.0D	R	499	C0570B
5	YPL802760	2.5D	NO	499	S/JOINT SJ8
6	YPL802760	2.5D	NS	254	C0570G
7	YPL802750	1.5D	NO	499	C0570F
8	YPL802750	1.5D	NS	254	S/JOINT SJ69
9	YPL802770	6.0D	R	499	C0570B
13	YPL802760	2.5D	NW	1	C3763
14	YPL802760	2.5D	NP	766	C3765
15	YPL802760	2.5D	NS	14	S/JOINT SJ23
16	YPL802760	2.5D	P	499	C3767
17	YPL802770	4.0D	W	499	C3769
21	YPL802750	1.0D	NS	254	C0570F
22	YPL802740	0.5D	WG	499	C3767
23	YPL802750	1.0D	LGP	499	C3767
24	YPL802740	0.5D	RG	254	C3767

### Service Repair Kits

Refer to Harness Repair information

Se référer aux informations de réparation de faisceau

Siehe Informationen über Kabelbaumreparaturen

Vedere le informazioni che trattano le operazioni di riparazione del cablaggio

Remítase a la información sobre reparación de mazos de cables

Raadpleeg de informatie over kabelboomreparaties

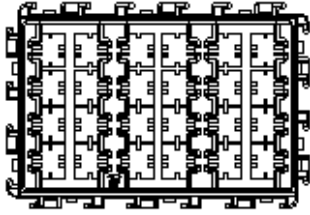
[Click here to print](#)

Connector: **C0570D**

Description: **Junction box-Battery**

Location: **Beneath RH Front seat**

Qualifier:



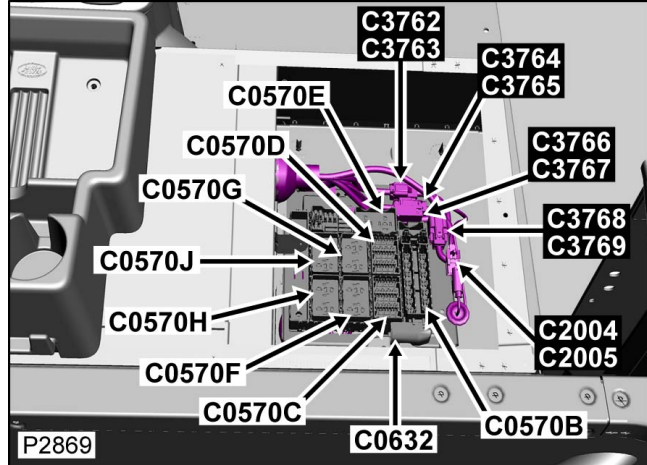
BLACK

Part No.: **YQE800150**

Colour: **BLACK**

Cavities: **?WY**

Harness: **ENGINE COMPARTMENT FUSE BOX HARNESS**



**Wire Chart**

CAV	TERMINAL	CSA	COL	CCT	DESTN
1	YPL802800	1.5D	NO	499	C0570H
5	YPL802750	1.0D	G	254	C3767
6	YPL802750	1.0D	RG	499	C3767
7	YPL802740	0.5D	NO	14	S/JOINT SJI

**Service Repair Kits**

Refer to Harness Repair information

Se référer aux informations de réparation de faisceau

Siehe Informationen über Kabelbaumreparaturen

Vedere le informazioni che trattano le operazioni di riparazione del cablaggio

Remítase a la información sobre reparación de mazos de cables

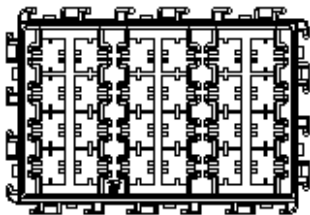
Raadpleeg de informatie over kabelboomreparaties

Connector: **C0570D**

Description: **Junction box-Battery**

Location: **Beneath RH Front seat**

Qualifier:



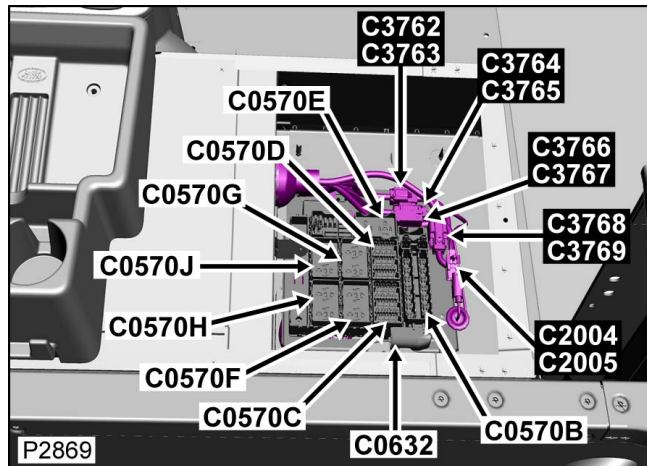
BLACK

Part No.: **YQE800150**

Colour: **BLACK**

Cavities: **?WY**

Harness: **ENGINE COMPARTMENT FUSE BOX HARNESS**



**Wire Chart**

CAV	TERMINAL	CSA	COL	CCT	DESTN
1	YPL802800	1.5D	NO	499	C0570H
5	YPL802750	1.0D	G	254	C3767

**Service Repair Kits**

Refer to Harness Repair information

Se référer aux informations de réparation de faisceau

Siehe Informationen über Kabelbaumreparaturen

6	YPL802750	1.0D	RG	499	C3767
7	YPL802740	0.5D	NO	14	S/JOINT SJI

Wieke Informatie over kabelboomreparaties

Vedere le informazioni che trattano le operazioni  
di riparazione del cablaggio

Remítase a la información sobre reparación de  
mazos de cables

Raadpleeg de informatie over kabelboomreparaties

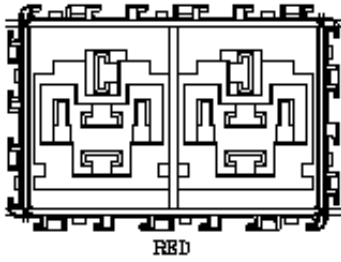
[Click here to print](#)

Connector: **C0570E**

Description: **Junction box-Battery**

Location: **Beneath RH Front seat**

Qualifier:

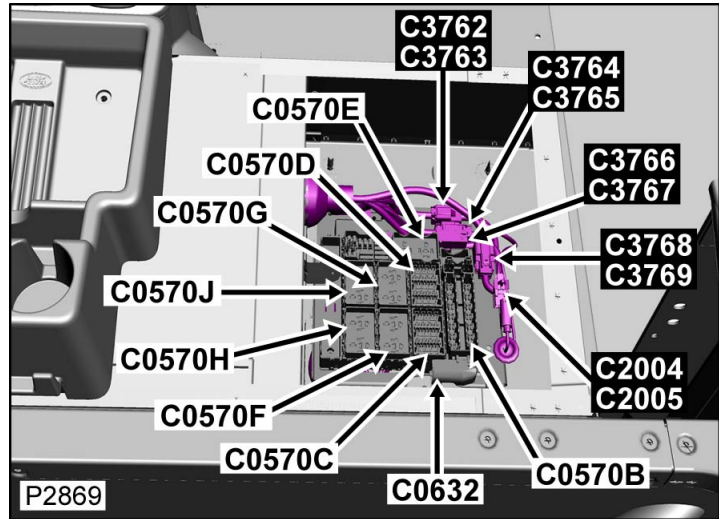


Part No.: **YQE800160**

Colour: **RED**

Cavities: **?WY**

Harness: **ENGINE COMPARTMENT FUSE BOX HARNESS**



Wire Chart

CAV	TERMINAL	CSA	COL	CCT	DESTN
1	YPL900350	1.0D	BS	14	S/JOINT S22
2	YPL900350	0.5D	BS	14	C3767
3	YPL900350	1.0D	U	14	C3767
5	YPL900350	1.0D	B	14	S/JOINT S22
6	YPL900350	0.75D	BS	14	C3767
7	YPL900360	0.5D	NO	14	S/JOINT SJI
8	YPL900360	2.5D	NS	14	S/JOINT SJ23
10	YPL900360	1.5D	BG	14	C3767

Service Repair Kits

CSA	0.50- 1.00 CSA	
<b>Cavities: 1-3,5,6</b>		
418-587-16	SRK ITEM 1.00CSA	1
418-112	SRK ITEM	1
418-107	SRK ITEM PIDG RED	1
418-117	SRK ITEM	1
418-116A	SRK ITEM	1
VJB901690		

CSA	1.50- 2.50 CSA	
<b>Cavities: 7,8,10</b>		
418-104	SRK ITEM R/B	1
418-108	SRK ITEM PIDG BLUE	1
418-113	SRK ITEM	1
418-116A	SRK ITEM	1
418-117	SRK ITEM	1

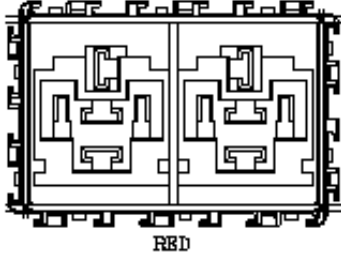
YMI902100	SRK ITEM	I
VUB902590		

**Connector: C0570E**

**Description: Junction box-Battery**

**Location: Beneath RH Front seat**

**Qualifier:**

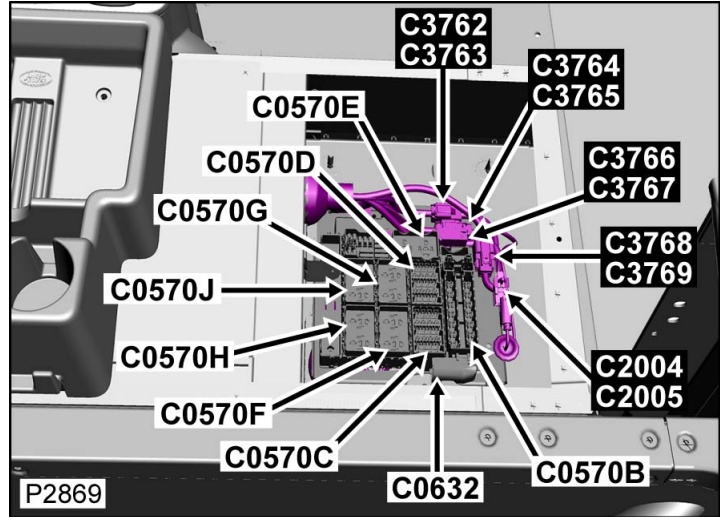


**Part No.: YQE800160**

**Colour: RED**

**Cavities: ?WY**

**Harness: ENGINE COMPARTMENT FUSE BOX HARNESS**



**Wire Chart**

CAV	TERMINAL	CSA	COL	CCT	DESTN
1	YPL900350	1.0D	BS	14	S/JOINT S22
2	YPL900350	0.5D	BS	14	C3767
3	YPL900350	1.0D	U	14	C3767
5	YPL900350	1.0D	B	14	S/JOINT S22
6	YPL900350	0.75D	BS	14	C3767
7	YPL900360	0.5D	NO	14	S/JOINT SJ1
8	YPL900360	2.5D	NS	14	S/JOINT SJ23
10	YPL900360	1.5D	BG	14	C3767

**Service Repair Kits**

CSA	0.50- 1.00 CSA	
<b>Cavities: 1-3,5,6</b>		
418-587-16	SRK ITEM 1.00CSA	I
418-112	SRK ITEM	I
418-107	SRK ITEM PIDG RED	I
418-117	SRK ITEM	I
418-116A	SRK ITEM	I
VUB901690		

CSA	1.50- 2.50 CSA	
<b>Cavities: 7,8,10</b>		
418-104	SRK ITEM R/B	I
418-108	SRK ITEM PIDG BLUE	I
418-113	SRK ITEM	I

418-116A	SRK ITEM	I
418-117	SRK ITEM	I
YMI902100	SRK ITEM	I
VUB902590		

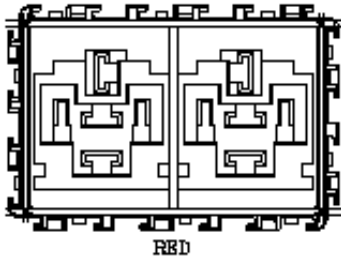
[Click here to print](#)

Connector: **C0570F**

Description: **Junction box-Battery**

Location: **Beneath RH Front seat**

Qualifier:

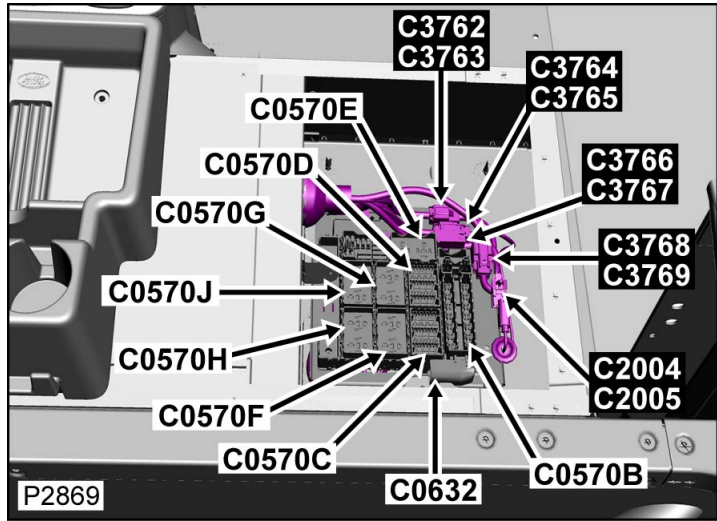


Part No.: **YQE800160**

Colour: **RED**

Cavities: **?WY**

Harness: **ENGINE COMPARTMENT FUSE BOX HARNESS**



**Wire Chart**

CAV	TERMINAL	CSA	COL	CCT	DESTN
1	YPL900350	0.5D	WB	499	C3767
2	YPL900350	1.0D	B	499	S/JOINT S22
3	YPL900360	1.5D	WB	499	C3767
5	YPL900360	1.5D	NO	499	C0570C
6	YPL900350	0.5D	B	254	S/JOINT S22
7	YPL900350	0.5D	RB	254	C3767
8	YPL900350	1.0D	NS	254	C0570C
10	YPL900350	1.0D	WG	499	C3767

**Service Repair Kits**

CSA	1.50- 2.50 CSA	
<b>Cavities: 3,5</b>		
418-104	SRK ITEM R/B	I
418-108	SRK ITEM PIDG BLUE	I
418-113	SRK ITEM	I
418-116A	SRK ITEM	I
418-117	SRK ITEM	I
YMI902100	SRK ITEM	I
VUB902590		

CSA	0.50- 1.00 CSA	
<b>Cavities: 1,2,6-8,10</b>		
418-587-16	SRK ITEM 1.00CSA	I
418-112	SRK ITEM	I
418-107	SRK ITEM PIDG RED	I
418-117	SRK ITEM	I

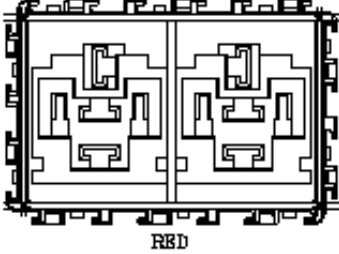
418-116A	SRK ITEM	I
VUB901690		

**Connector: C0570F**

**Description: Junction box-Battery**

**Location: Beneath RH Front seat**

**Qualifier:**

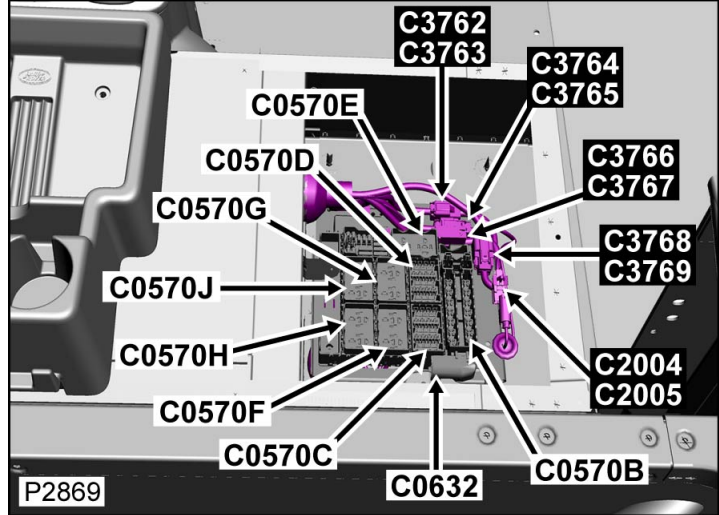


**Part No.: YQE800160**

**Colour: RED**

**Cavities: ?WY**

**Harness: ENGINE COMPARTMENT FUSE BOX HARNESS**



**Wire Chart**

CAV	TERMINAL	CSA	COL	CCT	DESTN
1	YPL900350	0.5D	WB	499	C3767
2	YPL900350	1.0D	B	499	S/JOINT S22
3	YPL900360	1.5D	WB	499	C3767
5	YPL900360	1.5D	NO	499	C0570C
6	YPL900350	0.5D	B	254	S/JOINT S22
7	YPL900350	0.5D	RB	254	C3767
8	YPL900350	1.0D	NS	254	C0570C
10	YPL900350	1.0D	WG	499	C3767

**Service Repair Kits**

CSA	1.50- 2.50 CSA	
<b>Cavities: 3,5</b>		
418-104	SRK ITEM R/B	I
418-108	SRK ITEM PIDG BLUE	I
418-113	SRK ITEM	I
418-116A	SRK ITEM	I
418-117	SRK ITEM	I
YMI902100	SRK ITEM	I
VUB902590		

CSA	0.50- 1.00 CSA	
<b>Cavities: 1,2,6-8,10</b>		
418-587-16	SRK ITEM 1.00CSA	I
418-112	SRK ITEM	I

418-107	SRK ITEM PIDG RED	I
418-117	SRK ITEM	I
418-116A	SRK ITEM	I
VUB901690		

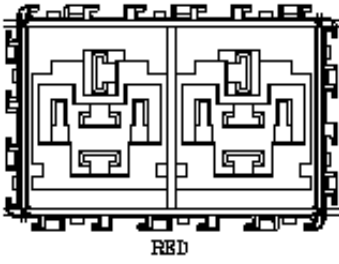
[Click here to print](#)

Connector: **C0570G**

Description: **Junction box-Battery**

Location: **Beneath RH Front seat**

Qualifier:

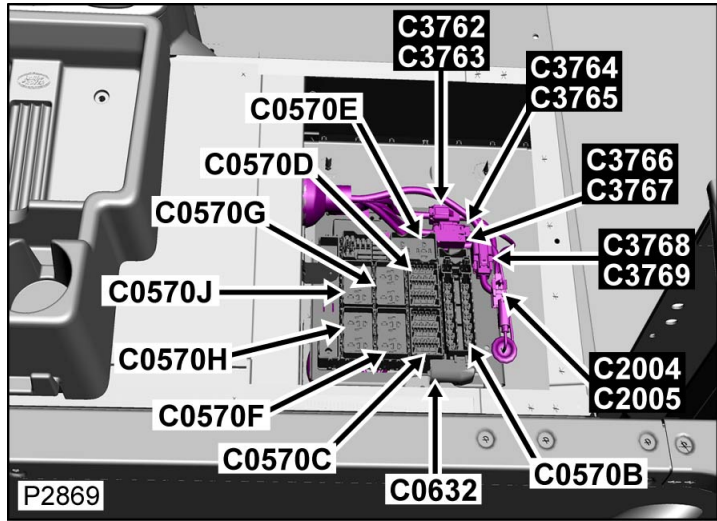


Part No.: **YQE800160**

Colour: **RED**

Cavities: **?WY**

Harness: **ENGINE COMPARTMENT FUSE BOX HARNESS**



**Wire Chart**

CAV	TERMINAL	CSA	COL	CCT	DESTN
1	YPL900350	0.75D	U	254	C3767
2	YPL900360	2.5D	NS	254	S/JOINT SJ69
3	YPL900360	2.5D	NS	254	S/JOINT SJ69
5	YPL900360	2.5D	NS	254	C3765
6	YPL900370	4.0D	WR	499	C3769
7	YPL900350	0.75D	BO	1	C3767
8	YPL900360	2.5D	NS	254	C0570C
10	YPL900360	2.5D	NR	499	C3765

**Service Repair Kits**

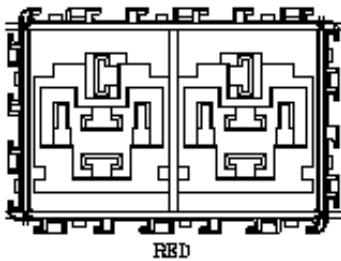
CSA	1.50- 2.50 CSA	
<b>Cavities: 2,3,5,8,10</b>		
418-104	SRK ITEM R/B	I
418-108	SRK ITEM PIDG BLUE	I
418-113	SRK ITEM	I
418-116A	SRK ITEM	I
418-117	SRK ITEM	I
YMI902100	SRK ITEM	I
VUB902590		

CSA	3.00- 6.00 CSA	
<b>Cavities: 6</b>		
418-105	SRK ITEM Y	I
418-109	SRK ITEM PIDG YELLOW	I
418-114	SRK ITEM	I
418-116A	SRK ITEM	I

418-117	SRK ITEM	I
YMI902110	SRK ITEM	I
VUB902580		

<b>CSA</b>	<b>0.50- 1.00 CSA</b>	
<b>Cavities: 1,7</b>		
418-587-16	SRK ITEM 1.00CSA	I
418-112	SRK ITEM	I
418-107	SRK ITEM PIDG RED	I
418-117	SRK ITEM	I
418-116A	SRK ITEM	I
VUB901690		

**Connector: C0570G**



**Part No.: YQE800160**

**Colour: RED**

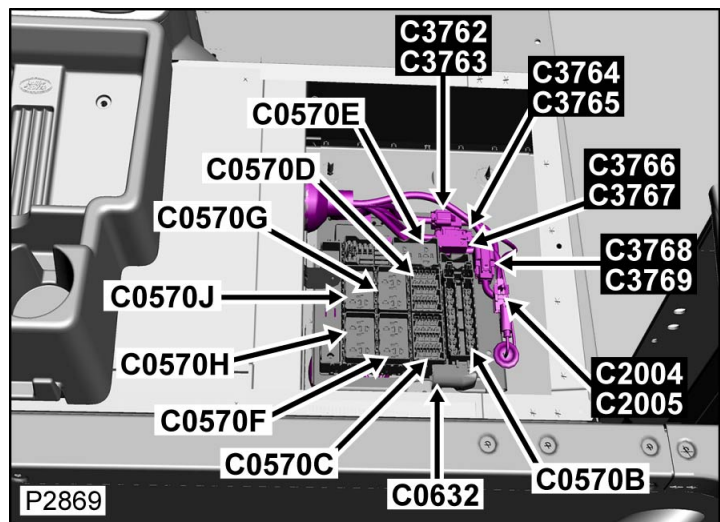
**Cavities: ?WY**

**Harness: ENGINE COMPARTMENT FUSE BOX HARNESS**

**Description: Junction box-Battery**

**Location: Beneath RH Front seat**

**Qualifier:**



**Wire Chart**

CAV	TERMINAL	CSA	COL	CCT	DESTN
1	YPL900350	0.75D	U	254	C3767
2	YPL900360	2.5D	NS	254	S/JOINT SJ69
					S/JOINT

**Service Repair Kits**

<b>CSA</b>	<b>1.50- 2.50 CSA</b>	
<b>Cavities: 2,3,5,8,10</b>		
418-104	SRK ITEM R/B	I
418-108	SRK ITEM PIDG BLUE	I

3	YPL900360	2.5D	NS	254	SJ69
5	YPL900360	2.5D	NS	254	C3765
6	YPL900370	4.0D	WR	499	C3769
7	YPL900350	0.75D	BO	I	C3767
8	YPL900360	2.5D	NS	254	C0570C
10	YPL900360	2.5D	NR	499	C3765

418-113	SRK ITEM	I
418-116A	SRK ITEM	I
418-117	SRK ITEM	I
YMI902100	SRK ITEM	I
VUB902590		

<b>CSA</b>	<b>3.00- 6.00 CSA</b>	
<b>Cavities: 6</b>		
418-105	SRK ITEM Y	I
418-109	SRK ITEM PIDG YELLOW	I
418-114	SRK ITEM	I
418-116A	SRK ITEM	I
418-117	SRK ITEM	I
YMI902110	SRK ITEM	I
VUB902580		

<b>CSA</b>	<b>0.50- 1.00 CSA</b>	
<b>Cavities: 1,7</b>		
418-587-16	SRK ITEM 1.00CSA	I
418-112	SRK ITEM	I
418-107	SRK ITEM PIDG RED	I
418-117	SRK ITEM	I
418-116A	SRK ITEM	I
VUB901690		

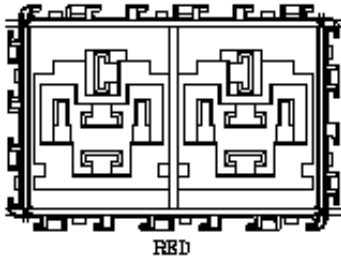
[Click here to print](#)

Connector: **C0570H**

Description: **Junction box-Battery**

Location: **Beneath RH Front seat**

Qualifier:

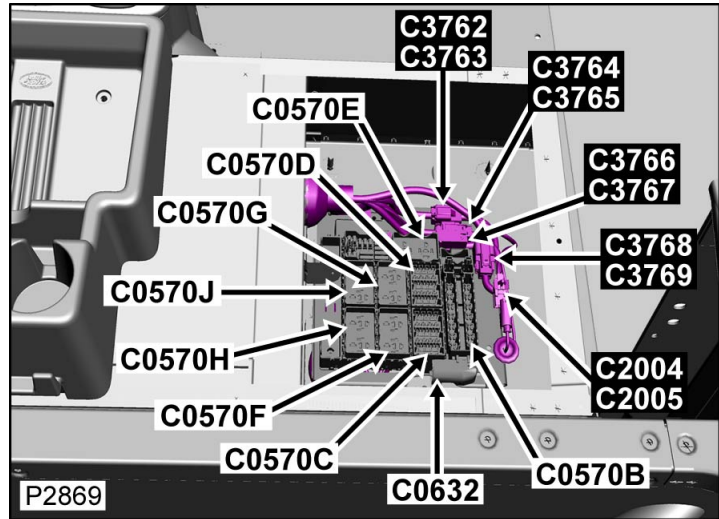


Part No.: **YQE800160**

Colour: **RED**

Cavities: **?WY**

Harness: **ENGINE COMPARTMENT FUSE BOX HARNESS**



**Wire Chart**

CAV	TERMINAL	CSA	COL	CCT	DESTN
1	YPL900350	0.5D	UR	499	S/JOINT SJ29
2	YPL900360	2.5D	NO	499	S/JOINT SJ8
3	YPL900360	2.5D	NO	499	S/JOINT SJ8
5	YPL900360	2.5D	NO	499	C3765
6	YPL900350	0.5D	UR	499	S/JOINT SJ29
7	YPL900360	2.5D	R	499	S/JOINT SJ28
8	YPL900360	2.5D	R	499	S/JOINT SJ28
10	YPL900360	1.5D	NO	499	C0570D

**Service Repair Kits**

CSA	1.50- 2.50 CSA	
<b>Cavities: 2,3,5,7,8,10</b>		
418-104	SRK ITEM R/B	I
418-108	SRK ITEM PIDG BLUE	I
418-113	SRK ITEM	I
418-116A	SRK ITEM	I
418-117	SRK ITEM	I
YMI902100	SRK ITEM	I
VUB902590		

CSA	0.50- 1.00 CSA	
<b>Cavities: 1,6</b>		
418-587-16	SRK ITEM 1.00CSA	I
418-112	SRK ITEM	I
418-107	SRK ITEM PIDG RED	I
418-117	SRK ITEM	I

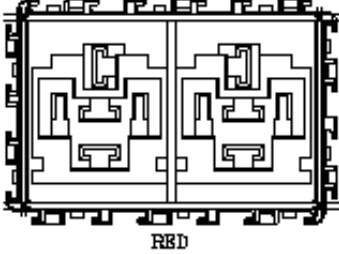
418-116A	SRK ITEM	I
VUB901690		

**Connector: C0570H**

**Description: Junction box-Battery**

**Location: Beneath RH Front seat**

**Qualifier:**

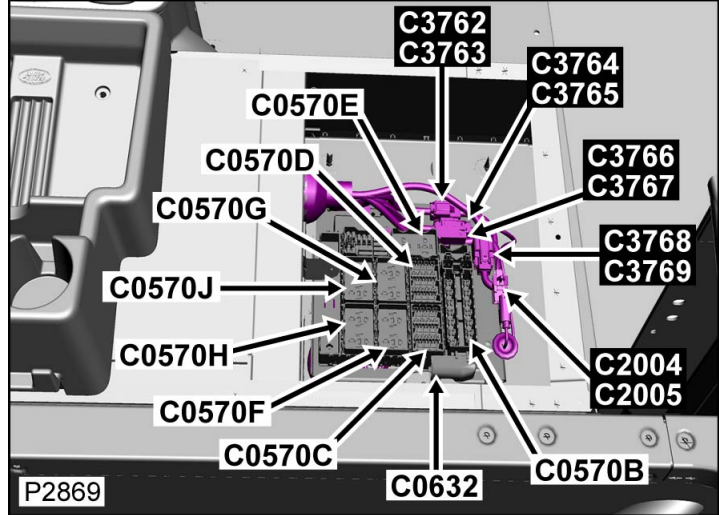


**Part No.: YQE800160**

**Colour: RED**

**Cavities: ?WY**

**Harness: ENGINE COMPARTMENT FUSE BOX HARNESS**



**Wire Chart**

CAV	TERMINAL	CSA	COL	CCT	DESTN
1	YPL900350	0.5D	UR	499	S/JOINT SJ29
2	YPL900360	2.5D	NO	499	S/JOINT SJ8
3	YPL900360	2.5D	NO	499	S/JOINT SJ8
5	YPL900360	2.5D	NO	499	C3765
6	YPL900350	0.5D	UR	499	S/JOINT SJ29
7	YPL900360	2.5D	R	499	S/JOINT SJ28
8	YPL900360	2.5D	R	499	S/JOINT SJ28
10	YPL900360	1.5D	NO	499	C0570D

**Service Repair Kits**

CSA	1.50- 2.50 CSA	
<b>Cavities: 2,3,5,7,8,10</b>		
418-104	SRK ITEM R/B	I
418-108	SRK ITEM PIDG BLUE	I
418-113	SRK ITEM	I
418-116A	SRK ITEM	I
418-117	SRK ITEM	I
YMI902100	SRK ITEM	I
VUB902590		

CSA	0.50- 1.00 CSA	
<b>Cavities: 1,6</b>		
418-587-16	SRK ITEM 1.00CSA	I
418-112	SRK ITEM	I

418-107	SRK ITEM PIDG RED	I
418-117	SRK ITEM	I
418-116A	SRK ITEM	I
VUB901690		

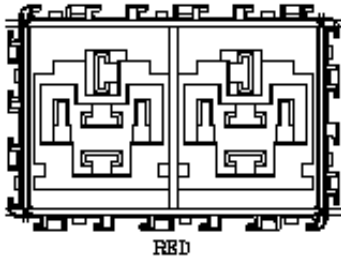
[Click here to print](#)

Connector: **C0570J**

Description: **Junction box-Battery**

Location: **Beneath RH Front seat**

Qualifier:

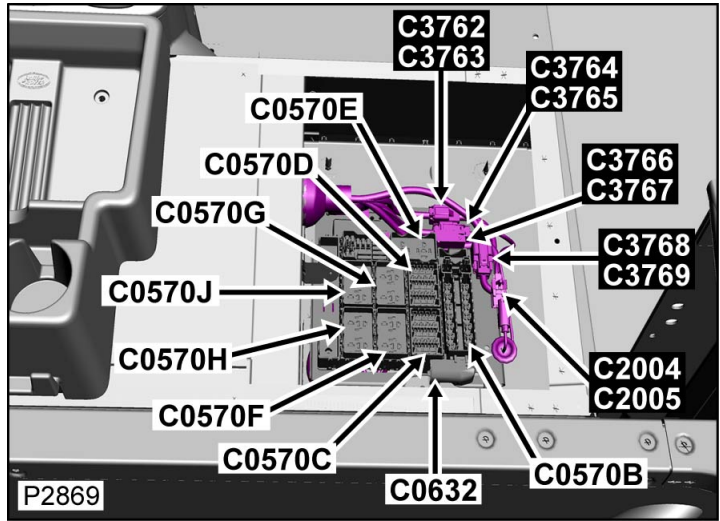


Part No.: **YQE800160**

Colour: **RED**

Cavities: **?WY**

Harness: **ENGINE COMPARTMENT FUSE BOX HARNESS**



**Wire Chart**

CAV	TERMINAL	CSA	COL	CCT	DESTN
1	YPL900350	0.5D	UB	14	C3767
2	YPL900350	0.5D	NO	14	S/JOINT SJ1
3	YPL900360	2.5D	NS	14	S/JOINT SJ23
5	YPL900360	2.5D	BG	14	C3765
6	YPL900350	0.75D	B	499	S/JOINT S22
7	YPL900360	2.5D	U	499	C3765
8	YPL900360	2.5D	NU	499	S/JOINT SJ3
10	YPL900360	2.5D	UR	499	C3765

**Service Repair Kits**

CSA	1.50- 2.50 CSA	
<b>Cavities: 3,5,7,8,10</b>		
418-104	SRK ITEM R/B	I
418-108	SRK ITEM PIDG BLUE	I
418-113	SRK ITEM	I
418-116A	SRK ITEM	I
418-117	SRK ITEM	I
YMI902100	SRK ITEM	I
VUB902590		

CSA	0.50- 1.00 CSA	
<b>Cavities: 1,2,6</b>		
418-587-16	SRK ITEM 1.00CSA	I
418-112	SRK ITEM	I
418-107	SRK ITEM PIDG RED	I
418-117	SRK ITEM	I

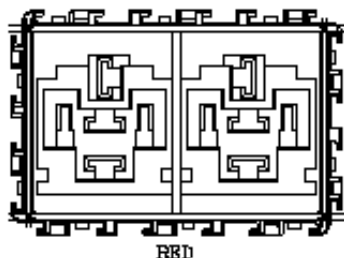
418-116A	SRK ITEM	I
VUB901690		

**Connector: C0570J**

**Description: Junction box-Battery**

**Location: Beneath RH Front seat**

**Qualifier:**

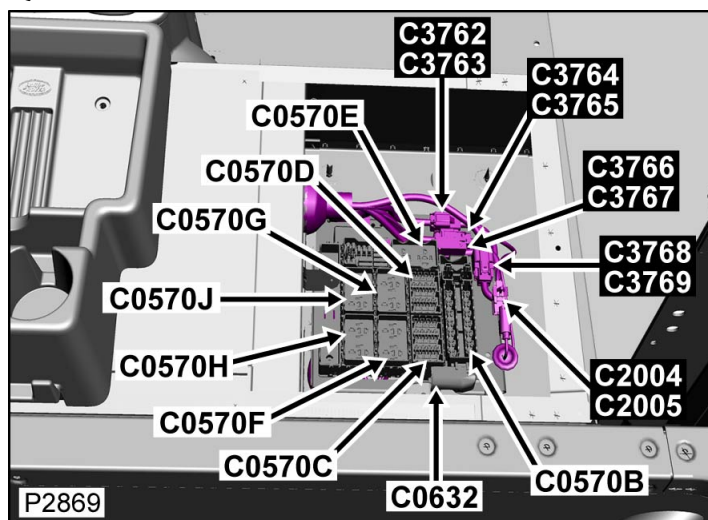


**Part No.: YQE800160**

**Colour: RED**

**Cavities: ?WY**

**Harness: ENGINE COMPARTMENT FUSE BOX HARNESS**



**Wire Chart**

CAV	TERMINAL	CSA	COL	CCT	DESTN
1	YPL900350	0.5D	UB	14	C3767
2	YPL900350	0.5D	NO	14	S/JOINT SJ1
3	YPL900360	2.5D	NS	14	S/JOINT SJ23
5	YPL900360	2.5D	BG	14	C3765
6	YPL900350	0.75D	B	499	S/JOINT S22
7	YPL900360	2.5D	U	499	C3765
8	YPL900360	2.5D	NU	499	S/JOINT SJ3
10	YPL900360	2.5D	UR	499	C3765

**Service Repair Kits**

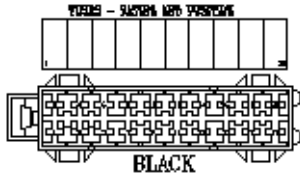
CSA	1.50- 2.50 CSA	
<b>Cavities: 3,5,7,8,10</b>		
418-104	SRK ITEM R/B	I
418-108	SRK ITEM PIDG BLUE	I
418-113	SRK ITEM	I
418-116A	SRK ITEM	I
418-117	SRK ITEM	I
YMI902100	SRK ITEM	I
VUB902590		

CSA	0.50- 1.00 CSA	
<b>Cavities: 1,2,6</b>		
418-587-16	SRK ITEM 1.00CSA	I
418-112	SRK ITEM	I

418-107	SRK ITEM PIDG RED	I
418-117	SRK ITEM	I
418-116A	SRK ITEM	I
VUB901690		

[Click here to print](#)

Connector: **C0580L**



Part No.: **YQE102850**

Colour: **BLACK**

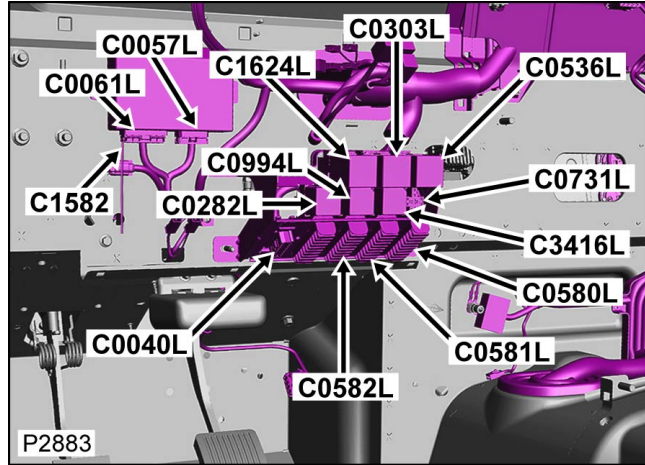
Cavities: **20WY**

Harness: **MAIN LH + RH HARNESS**

Description: **Junction box-Central**

Location: **Behind LH side of Instrument panel**

Qualifier: **LHD condition illustrated**



**Wire Chart**

CAV	TERMINAL	CSA	COL	CCT	DESTN
1	YPF100750	4.0D	W	139L	S/JOINT SJ3
2	YPL102460	0.5D	WG	22L	C0285
4	YPL102460	1.0D	WG	139L	C0096
6	YPL102470	1.5D	GO	139L	C0075L
8	YPL102460	0.5D	WG	139L	C0285
9	YPF100790	4.0D	W	139L	S/JOINT SJ3
10	YPL102460	0.75D	W	139L	C3565
12	YPL102460	0.75D	GO	9	S/JOINT SJ34
14	YPL102460	1.0D	WG	14L	C0275
15	YPF100790	4.0D	N	139L	C3768
16	YPL102470	1.5D	PN	22L	S/JOINT SJ36
18	YPL102470	1.5D	PN	768L	C0061L
20	YPL102470	1.5D	NP	139L	C1739

**Service Repair Kits**

Refer to Harness Repair information

Se référer aux informations de réparation de faisceau

Siehe Informationen über Kabelbaumreparaturen

Vedere le informazioni che trattano le operazioni di riparazione del cablaggio

Remítase a la información sobre reparación de mazos de cables

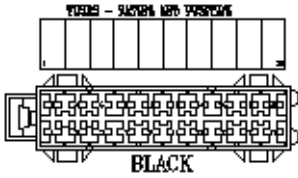
Raadpleeg de informatie over kabelboomreparaties

Connector: **C0580L**

Description: **Junction box-Central**

Location: **Behind LH side of Instrument panel**

Qualifier: **LHD condition illustrated**

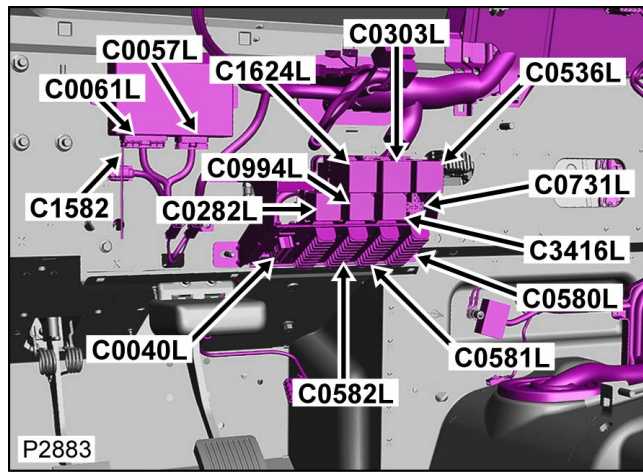


**Part No.: YQE102850**

**Colour: BLACK**

**Cavities: 20WY**

**Harness: MAIN LH + RH HARNESS**



**Wire Chart**

CAV	TERMINAL	CSA	COL	CCT	DESTN
1	YPFI00750	4.0D	W	139L	S/JOINT SJ3
2	YPLI02460	0.5D	WG	22L	C0285
4	YPLI02460	1.0D	WG	139L	C0096
6	YPLI02470	1.5D	GO	139L	C0075L
8	YPLI02460	0.5D	WG	139L	C0285
9	YPFI00790	4.0D	W	139L	S/JOINT SJ3
10	YPLI02460	0.75D	W	139L	C3565
12	YPLI02460	0.75D	GO	9	S/JOINT SJ34
14	YPLI02460	1.0D	WG	14L	C0275
15	YPFI00790	4.0D	N	139L	C3768
16	YPLI02470	1.5D	PN	22L	S/JOINT SJ36
18	YPLI02470	1.5D	PN	768L	C0061L
20	YPLI02470	1.5D	NP	139L	C1739

**Service Repair Kits**

Refer to Harness Repair information

Se référer aux informations de réparation de faisceau

Siehe Informationen über Kabelbaumreparaturen

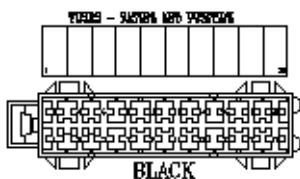
Vedere le informazioni che trattano le operazioni di riparazione del cablaggio

Remítase a la información sobre reparación de mazos de cables

Raadpleeg de informatie over kabelboomreparaties

[Click here to print](#)

Connector: **C0580R**



Part No.: **YQE102850**

Colour: **BLACK**

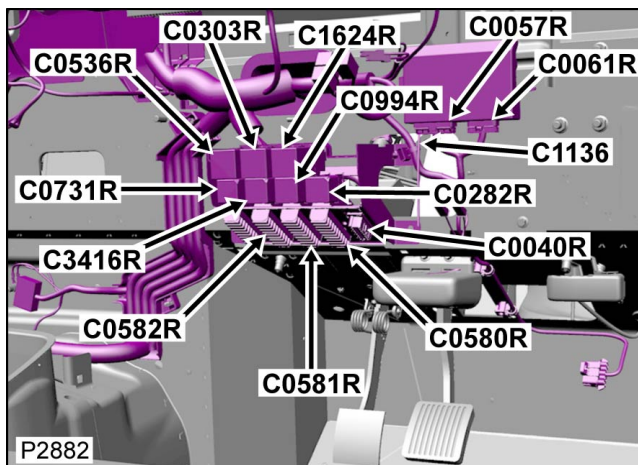
Cavities: **20WY**

Harness: **MAIN LH + RH HARNESS**

Description: **Junction box-Central**

Location: **Behind RH side of Instrument panel**

Qualifier: **RHD condition illustrated**



**Wire Chart**

CAV	TERMINAL	CSA	COL	CCT	DESTN
1	YPF100750	4.0D	W	200R	S/JOINT SJ4
2	YPL102460	0.5D	WG	22R	C0285
4	YPL102460	1.0D	WG	200R	C0096
6	YPL102470	1.5D	GO	200R	C0075R
8	YPL102460	0.5D	WG	200R	C0285
11	YPL900280	4.0D	W	200R	S/JOINT SJ4
12	YPL102460	0.75D	GO	10	S/JOINT SJ63
14	YPL102460	1.0D	WG	14R	C0275
15	YPF100790	4.0D	N	200R	C3768
16	YPL102470	1.5D	PN	22R	S/JOINT SJ36
18	YPL102470	1.5D	PN	768R	C0061R
20	YPL102470	1.5D	NP	200R	CI042

**Service Repair Kits**

Refer to Harness Repair information

Se référer aux informations de réparation de faisceau

Siehe Informationen über Kabelbaumreparaturen

Vedere le informazioni che trattano le operazioni di riparazione del cablaggio

Remítase a la información sobre reparación de mazos de cables

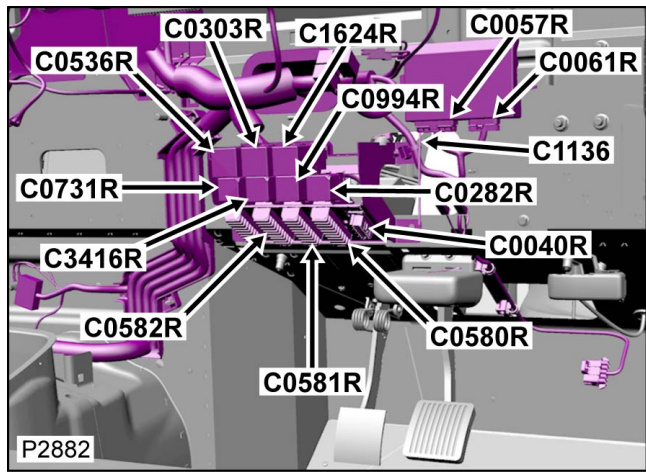
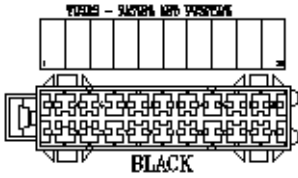
Raadpleeg de informatie over kabelboomreparaties

Connector: **C0580R**

Description: **Junction box-Central**

Location: **Behind RH side of Instrument panel**

Qualifier: **RHD condition illustrated**



**Part No.: YQE102850**

**Colour: BLACK**

**Cavities: 20WY**

**Harness: MAIN LH + RH HARNESS**

**Wire Chart**

CAV	TERMINAL	CSA	COL	CCT	DESTN
1	YPFI00750	4.0D	W	200R	S/JOINT SJ4
2	YPLI02460	0.5D	WG	22R	C0285
4	YPLI02460	1.0D	WG	200R	C0096
6	YPLI02470	1.5D	GO	200R	C0075R
8	YPLI02460	0.5D	WG	200R	C0285
11	YPL900280	4.0D	W	200R	S/JOINT SJ4
12	YPLI02460	0.75D	GO	10	S/JOINT SJ63
14	YPLI02460	1.0D	WG	14R	C0275
15	YPFI00790	4.0D	N	200R	C3768
16	YPLI02470	1.5D	PN	22R	S/JOINT SJ36
18	YPLI02470	1.5D	PN	768R	C0061R
20	YPLI02470	1.5D	NP	200R	CI042

**Service Repair Kits**

Refer to Harness Repair information

Se référer aux informations de réparation de faisceau

Siehe Informationen über Kabelbaumreparaturen

Vedere le informazioni che trattano le operazioni di riparazione del cablaggio

Remítase a la información sobre reparación de mazos de cables

Raadpleeg de informatie over kabelboomreparaties

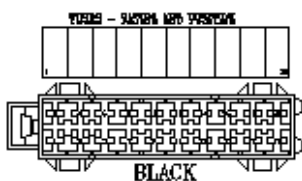
[Click here to print](#)

Connector: **C0581L**

Description: **Junction box-Central**

Location: **Behind LH side of Instrument panel**

Qualifier: **LHD condition illustrated**

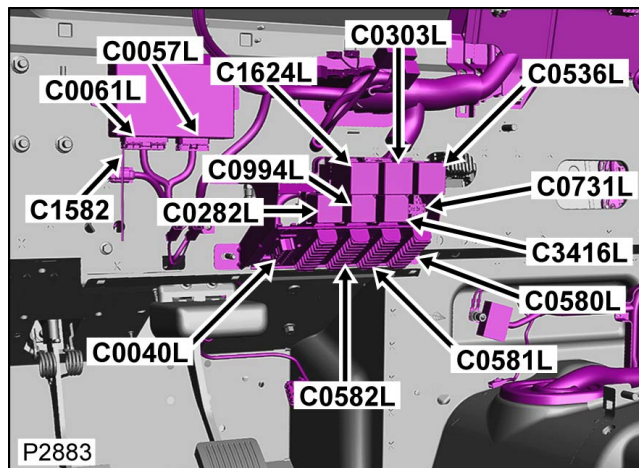


Part No.: **YQE102850**

Colour: **BLACK**

Cavities: **20WY**

Harness: **MAIN LH + RH HARNESS**



**Wire Chart**

CAV	TERMINAL	CSA	COL	CCT	DESTN
1	YPFI00740	1.5D	R	139L	CI082
2	YPLI02460	1.0D	RB	139L	C0288
4	YPLI02460	1.0D	RO	139L	S/JOINT SJ50
6	YPLI02460	1.0D	RO	139L	C0286
7	YPLI02480	4.0D	NS	95L	C3416L
7	YPLI02480	4.0D	NS	247L	S/JOINT SJ16
8	YPLI02460	1.0D	WG	139L	S/JOINT SJ33
9	YPFI00730	1.5D	UR	139L	CI739
10	YPLI02470	1.5D	UB	139L	CI266
12	YPLI02470	1.5D	UK	139L	CI264L
13	YPFI00730	2.0D	UW	139L	CI739
14	YPLI02470	1.5D	UO	139L	CI266
16	YPLI02470	1.5D	US	139L	S/JOINT SJ41
17	YPLI02470	2.0D	U	139L	S/JOINT SJ38
18	YPLI02460	1.0D	UP	139L	C0543
19	YPLI02470	1.5D	PR	271	C0787

**Service Repair Kits**

Refer to Harness Repair information

Se référer aux informations de réparation de faisceau

Siehe Informationen über Kabelbaumreparaturen

Vedere le informazioni che trattano le operazioni di riparazione del cablaggio

Remítase a la información sobre reparación de mazos de cables

Raadpleeg de informatie over kabelboomreparaties

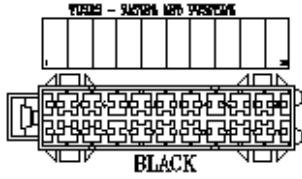
20	YPLI02460	1.0D	OR	22L	C0731L
----	-----------	------	----	-----	--------

**Connector: C0581L**

**Description: Junction box-Central**

**Location: Behind LH side of Instrument panel**

**Qualifier: LHD condition illustrated**

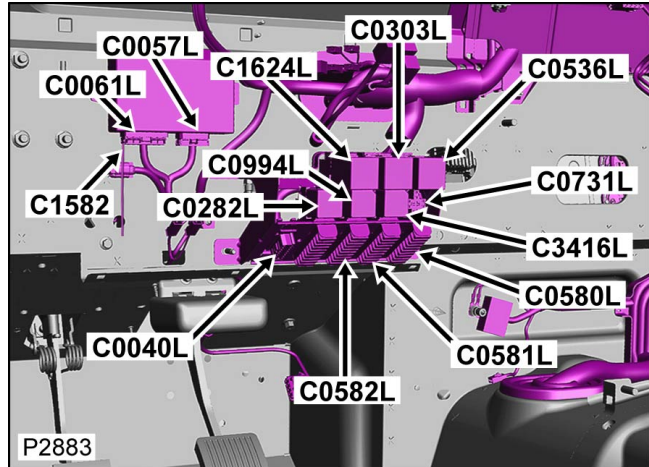


**Part No.: YQE102850**

**Colour: BLACK**

**Cavities: 20WY**

**Harness: MAIN LH + RH HARNESS**



**Wire Chart**

CAV	TERMINAL	CSA	COL	CCT	DESTN
1	YPFI00740	1.5D	R	139L	C1082
2	YPLI02460	1.0D	RB	139L	C0288
4	YPLI02460	1.0D	RO	139L	S/JOINT SJ50
6	YPLI02460	1.0D	RO	139L	C0286
7	YPLI02480	4.0D	NS	95L	C3416L
7	YPLI02480	4.0D	NS	247L	S/JOINT SJ16
8	YPLI02460	1.0D	WG	139L	S/JOINT SJ33
9	YPFI00730	1.5D	UR	139L	C1739
10	YPLI02470	1.5D	UB	139L	C1266
12	YPLI02470	1.5D	UK	139L	C1264L
13	YPFI00730	2.0D	UW	139L	C1739
14	YPLI02470	1.5D	UO	139L	C1266
16	YPLI02470	1.5D	US	139L	S/JOINT SJ41
17	YPLI02470	2.0D	U	139L	S/JOINT SJ38
18	YPLI02460	1.0D	UP	139L	C0543

**Service Repair Kits**

Refer to Harness Repair information

Se référer aux informations de réparation de faisceau

Siehe Informationen über Kabelbaumreparaturen

Vedere le informazioni che trattano le operazioni di riparazione del cablaggio

Remítase a la información sobre reparación de mazos de cables

Raadpleeg de informatie over kabelboomreparaties

19	YPLI02470	1.5D	PB	22L	C0287
20	YPLI02460	1.0D	OR	22L	C0731L

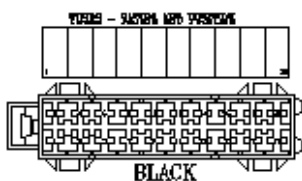
[Click here to print](#)

Connector: **C0581R**

Description: **Junction box-Central**

Location: **Behind RH side of Instrument panel**

Qualifier: **RHD condition illustrated**

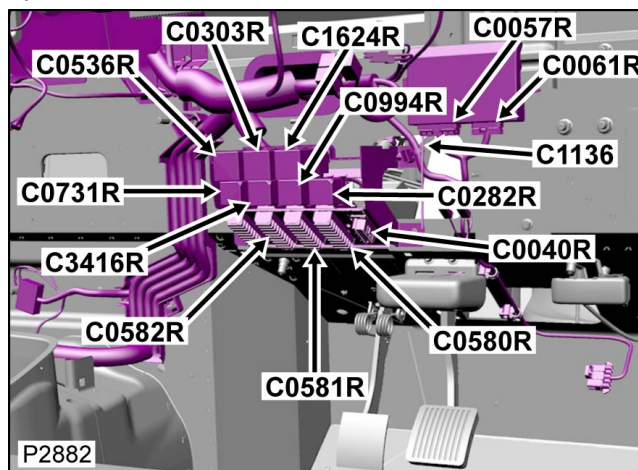


Part No.: **YQE102850**

Colour: **BLACK**

Cavities: **20WY**

Harness: **MAIN LH + RH HARNESS**



**Wire Chart**

CAV	TERMINAL	CSA	COL	CCT	DESTN
1	YPF100740	1.5D	R	200R	C0041
2	YPL102460	1.0D	RB	200R	C0288
4	YPL102460	1.0D	RO	200R	S/JOINT SJ50
6	YPL102460	1.0D	RO	200R	C0286
7	YPL102480	4.0D	NS	247R	S/JOINT SJ15
7	YPL102480	4.0D	NS	95R	C3416R
8	YPL102460	1.0D	WG	200R	S/JOINT SJ33
9	YPF100730	1.5D	UR	200R	C1042
10	YPL102470	1.5D	UB	200R	C1266
12	YPL102470	1.5D	UK	200R	C1264R
13	YPF100730	2.0D	UW	200R	C1042
14	YPL102470	1.5D	UO	200R	S/JOINT SJ64
16	YPL102470	1.5D	US	200R	C1264R
17	YPL102470	2.5D	U	200R	S/JOINT SJ61
18	YPL102460	1.0D	UP	200R	C0543
19	YPL102470	1.5D	PS	200R	C0287

**Service Repair Kits**

Refer to Harness Repair information

Se référer aux informations de réparation de faisceau

Siehe Informationen über Kabelbaumreparaturen

Vedere le informazioni che trattano le operazioni di riparazione del cablaggio

Remítase a la información sobre reparación de mazos de cables

Raadpleeg de informatie over kabelboomreparaties

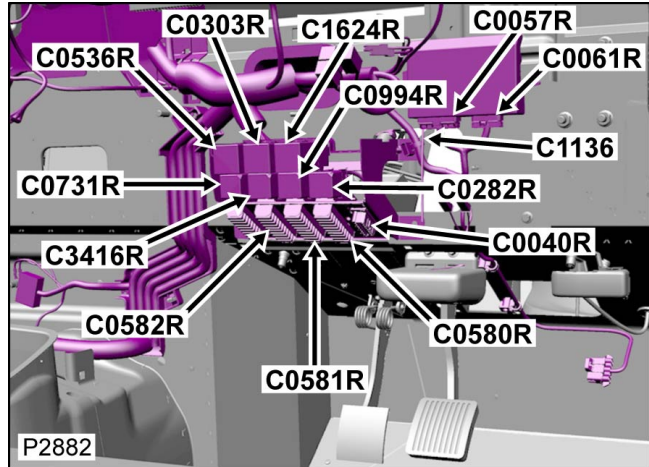
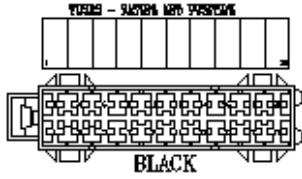
20	YPLI02460	1.0D	OR	22R	C0731R
----	-----------	------	----	-----	--------

**Connector: C0581R**

**Description: Junction box-Central**

**Location: Behind RH side of Instrument panel**

**Qualifier: RHD condition illustrated**



**Part No.: YQE102850**

**Colour: BLACK**

**Cavities: 20WY**

**Harness: MAIN LH + RH HARNESS**

**Wire Chart**

CAV	TERMINAL	CSA	COL	CCT	DESTN
1	YPFI00740	1.5D	R	200R	C0041
2	YPLI02460	1.0D	RB	200R	C0288
4	YPLI02460	1.0D	RO	200R	S/JOINT SJ50
6	YPLI02460	1.0D	RO	200R	C0286
7	YPLI02480	4.0D	NS	247R	S/JOINT SJ15
7	YPLI02480	4.0D	NS	95R	C3416R
8	YPLI02460	1.0D	WG	200R	S/JOINT SJ33
9	YPFI00730	1.5D	UR	200R	CI042
10	YPLI02470	1.5D	UB	200R	CI266
12	YPLI02470	1.5D	UK	200R	CI264R
13	YPFI00730	2.0D	UW	200R	CI042
14	YPLI02470	1.5D	UO	200R	S/JOINT SJ64
16	YPLI02470	1.5D	US	200R	CI264R
17	YPLI02470	2.5D	U	200R	S/JOINT SJ61
18	YPLI02460	1.0D	UP	200R	C0543

**Service Repair Kits**

Refer to Harness Repair information

Se référer aux informations de réparation de faisceau

Siehe Informationen über Kabelbaumreparaturen

Vedere le informazioni che trattano le operazioni di riparazione del cablaggio

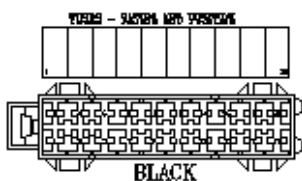
Remítase a la información sobre reparación de mazos de cables

Raadpleeg de informatie over kabelboomreparaties

19	YPLI02470	1.5D	PS	22R	C0287
20	YPLI02460	1.0D	OR	22R	C0731R

[Click here to print](#)

Connector: **C0582L**



Part No.: **YQE102850**

Colour: **BLACK**

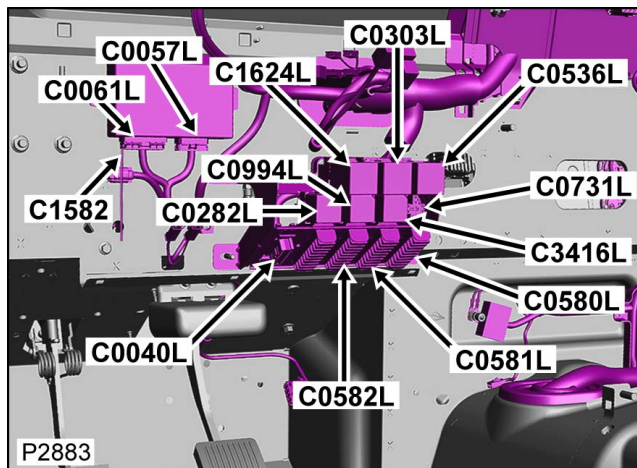
Cavities: **20WY**

Harness: **MAIN LH + RH HARNESS**

Description: **Junction box-Central**

Location: **Behind LH side of Instrument panel**

Qualifier: **LHD condition illustrated**



**Wire Chart**

CAV	TERMINAL	CSA	COL	CCT	DESTN
3	YPF100750	4.0D	NS	247L	S/JOINT SJ16
4	YPL102460	1.0D	LGW	766L	C0249
6	YPL102460	1.0D	LGW	766L	C0250
8	YPL102470	1.5D	SO	247L	C0242
10	YPL102470	1.5D	RG	247L	C0321
11	YPF100790	4.0D	WO	139L	C0099L
12	YPL102460	1.0D	PG	139L	C0089
14	YPL102460	0.5D	WO	769L	C0098
16	YPL102470	2.5D	O	139L	C0056L
17	YPF100730	2.5D	NK	139L	C3766
18	YPL102460	0.5D	PN	769L	S/JOINT SJ58
20	YPL102460	1.0D	PN	139L	S/JOINT SJ77A

**Service Repair Kits**

Refer to Harness Repair information

Se référer aux informations de réparation de faisceau

Siehe Informationen über Kabelbaumreparaturen

Vedere le informazioni che trattano le operazioni di riparazione del cablaggio

Remítase a la información sobre reparación de mazos de cables

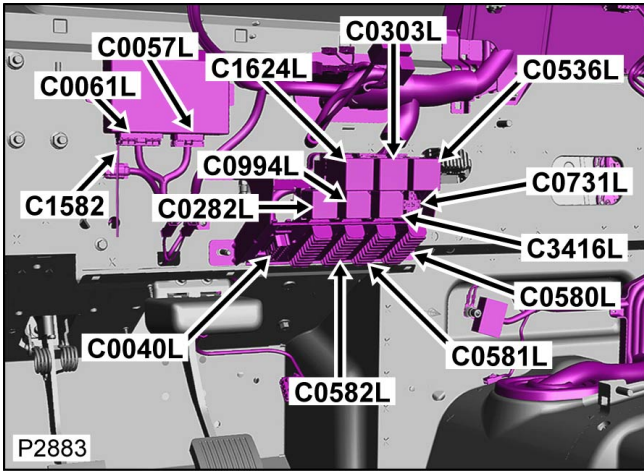
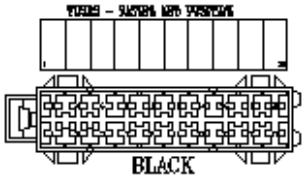
Raadpleeg de informatie over kabelboomreparaties

Connector: **C0582L**

Description: **Junction box-Central**

Location: **Behind LH side of Instrument panel**

Qualifier: **LHD condition illustrated**



**Part No.: YQE102850**

**Colour: BLACK**

**Cavities: 20WY**

**Harness: MAIN LH + RH HARNESS**

**Wire Chart**

CAV	TERMINAL	CSA	COL	CCT	DESTN
3	YPF100750	4.0D	NS	247L	S/JOINT SJ16
4	YPL102460	1.0D	LGW	766L	C0249
6	YPL102460	1.0D	LGW	766L	C0250
8	YPL102470	1.5D	SO	247L	C0242
10	YPL102470	1.5D	RG	247L	C0321
11	YPF100790	4.0D	WO	139L	C0099L
12	YPL102460	1.0D	PG	139L	C0089
14	YPL102460	0.5D	WO	769L	C0098
16	YPL102470	2.5D	O	139L	C0056L
17	YPF100730	2.5D	NK	139L	C3766
18	YPL102460	0.5D	PN	769L	S/JOINT SJ58
20	YPL102460	1.0D	PN	139L	S/JOINT SJ77A

**Service Repair Kits**

Refer to Harness Repair information

Se référer aux informations de réparation de faisceau

Siehe Informationen über Kabelbaumreparaturen

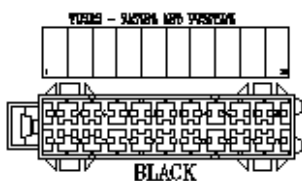
Vedere le informazioni che trattano le operazioni di riparazione del cablaggio

Remítase a la información sobre reparación de mazos de cables

Raadpleeg de informatie over kabelboomreparaties

[Click here to print](#)

Connector: **C0582R**



Part No.: **YQE102850**

Colour: **BLACK**

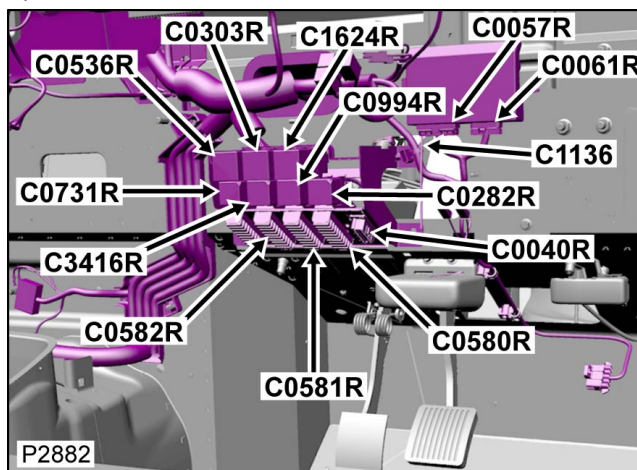
Cavities: **20WY**

Harness: **MAIN LH + RH HARNESS**

Description: **Junction box-Central**

Location: **Behind RH side of Instrument panel**

Qualifier: **RHD condition illustrated**



**Wire Chart**

CAV	TERMINAL	CSA	COL	CCT	DESTN
3	YPF100750	4.0D	NS	247R	S/JOINT SJ15
4	YPL102460	1.0D	LGW	766R	C0249
6	YPL102460	1.0D	LGW	766R	C0250
8	YPL102470	1.5D	SO	247R	C0242
10	YPL102470	1.5D	RG	247R	C0321
11	YPF100790	4.0D	WO	200R	C0099R
12	YPL102460	1.0D	PG	200R	C0089
14	YPL102460	0.5D	WO	769R	C0098
16	YPL102470	2.5D	O	200R	C0056R
17	YPF100730	2.5D	NK	200R	C3766
18	YPL102460	0.5D	PN	769R	S/JOINT SJ58
20	YPL102460	1.0D	PN	200R	S/JOINT SJ126

**Service Repair Kits**

Refer to Harness Repair information

Se référer aux informations de réparation de faisceau

Siehe Informationen über Kabelbaumreparaturen

Vedere le informazioni che trattano le operazioni di riparazione del cablaggio

Remítase a la información sobre reparación de mazos de cables

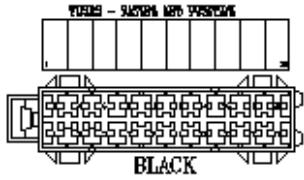
Raadpleeg de informatie over kabelboomreparaties

Connector: **C0582R**

Description: **Junction box-Central**

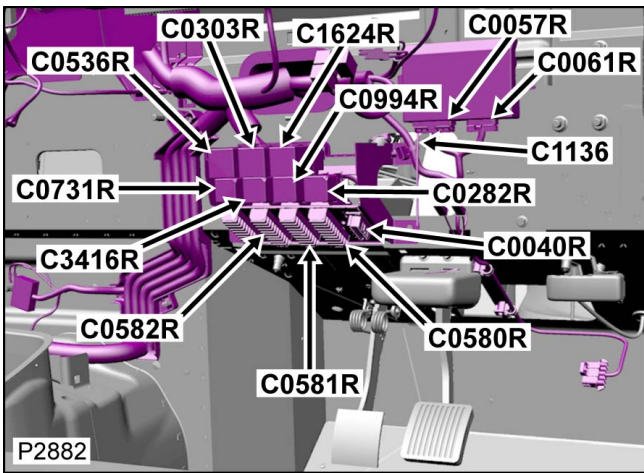
Location: **Behind RH side of Instrument panel**

Qualifier: **RHD condition illustrated**



**Part No.:** YQE102850  
**Colour:** BLACK  
**Cavities:** 20WY

**Harness:** MAIN LH + RH HARNESS



**Wire Chart**

CAV	TERMINAL	CSA	COL	CCT	DESTN
3	YPFI00750	4.0D	NS	247R	S/JOINT SJ15
4	YPLI02460	1.0D	LGW	766R	C0249
6	YPLI02460	1.0D	LGW	766R	C0250
8	YPLI02470	1.5D	SO	247R	C0242
10	YPLI02470	1.5D	RG	247R	C0321
11	YPFI00790	4.0D	WO	200R	C0099R
12	YPLI02460	1.0D	PG	200R	C0089
14	YPLI02460	0.5D	WO	769R	C0098
16	YPLI02470	2.5D	O	200R	C0056R
17	YPFI00730	2.5D	NK	200R	C3766
18	YPLI02460	0.5D	PN	769R	S/JOINT SJ58
20	YPLI02460	1.0D	PN	200R	S/JOINT SJ126

**Service Repair Kits**

Refer to Harness Repair information

Se référer aux informations de réparation de faisceau

Siehe Informationen über Kabelbaumreparaturen

Vedere le informazioni che trattano le operazioni di riparazione del cablaggio

Remítase a la información sobre reparación de mazos de cables

Raadpleeg de informatie over kabelboomreparaties

[Click here to print](#)

Connector: **C0615**

Description: **Switch-Luggage compartment-Tail door**

Location: **Base of 'D' post RH side**

Qualifier:




Part No.: **AAU1010**

Colour: **BLACK**

Cavities: **IWY**

Harness: **ROOF FRONT HARNESS**



**Wire Chart**

CAV	TERMINAL	CSA	COL	CCT	DESTN
I	AFU3262	0.5D	PU	902	C0259

**Service Repair Kits**

CSA	0.30- 0.8I CSA	
<b>Cavities: I</b>		
418-549-44	SRK ITEM 250 POSI-LOCK FAMILY 1.0CSA	I
418-112	SRK ITEM	I
418-104	SRK ITEM R/B	I
418-107	SRK ITEM PIDG RED	I
418-117	SRK ITEM	I
418-116A	SRK ITEM	I
VUB001560		

Connector: **C0615**

Description: **Switch-Luggage compartment-Tail door**

Location: **Base of 'D' post RH side**

Qualifier:




**Part No.: AAUI010**

**Colour: BLACK**

**Cavities: IWY**

**Harness: ROOF FRONT HARNESS**



**Wire Chart**

CAV	TERMINAL	CSA	COL	CCT	DESTN
I	AFU3262	0.5D	PU	902	C0259

**Service Repair Kits**

CSA	0.30- 0.81 CSA	
<b>Cavities: I</b>		
418-549-44	SRK ITEM 250 POSI-LOCK FAMILY 1.0CSA	I
418-112	SRK ITEM	I
418-104	SRK ITEM R/B	I
418-107	SRK ITEM PIDG RED	I
418-117	SRK ITEM	I
418-116A	SRK ITEM	I
VUB001560		

[Click here to print](#)

Connector: **C0617**



**BLACK**

Part No.: **YPC500140**

Colour: **BLACK**


Cavities: **2WY**

Harness: **TAILDOOR HARNESS**

Description: **Motor-Lock-Tail door**

Location: **Center of taildoor, behind trim panel**

Qualifier:



**Wire Chart**

CAV	TERMINAL	CSA	COL	CCT	DESTN
1	YPL000080	0.5D	O	767	C1988
2	YPL000080	0.5D	K	767	C1988

**Service Repair Kits**

Refer to Harness Repair information  
Se référer aux informations de réparation de faisceau  
Siehe Informationen über Kabelbaumreparaturen  
Vedere le informazioni che trattano le operazioni  
di riparazione del cablaggio  
Remítase a la información sobre reparación de  
mazos de cables  
Raadpleeg de informatie over kabelboomreparaties

Connector: **C0617**



**BLACK**

Part No.: **YPC500140**

Colour: **BLACK**


Cavities: **2WY**

Harness: **TAILDOOR HARNESS**

Description: **Motor-Lock-Tail door**

Location: **Center of taildoor, behind trim panel**

Qualifier:



**Wire Chart**

CAV	TERMINAL	CSA	COL	CCT	DESTN
1	YPL000080	0.5D	O	767	C1988
2	YPL000080	0.5D	K	767	C1988

**Service Repair Kits**

Refer to Harness Repair information  
Se référer aux informations de réparation de faisceau  
Siehe Informationen über Kabelbaumreparaturen

Wieke Informationen über Kabelboomreparaturen

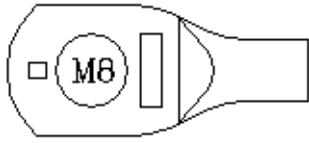
Vedere le informazioni che trattano le operazioni  
di riparazione del cablaggio

Remítase a la información sobre reparación de  
mazos de cables

Raadpleeg de informatie over kabelboomreparaties

[Click here to print](#)

Connector: **C0632**



Part No.: **YPG800580**

Colour: **TIN PLATED**

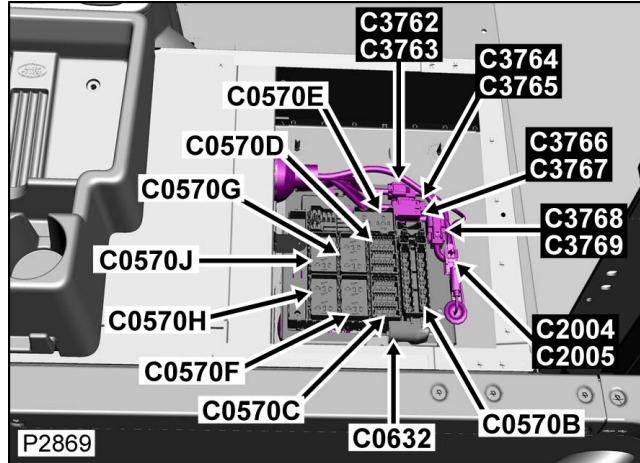
Cavities: **IWY**

Harness: **BATTERY TO FUSEBOX HARNESS**

Description: **Junction box-Battery**

Location: **Beneath RH Front seat**

Qualifier:



**Wire Chart**

CAV	TERMINAL	CSA	COL	CCT	DESTN
I	-	10.0D	N	499	C0192

**Service Repair Kits**

Refer to Harness Repair information

Se référer aux informations de réparation de faisceau

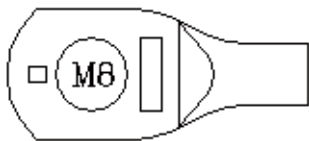
Siehe Informationen über Kabelbaumreparaturen

Vedere le informazioni che trattano le operazioni di riparazione del cablaggio

Remítase a la información sobre reparación de mazos de cables

Raadpleeg de informatie over kabelboomreparaties

Connector: **C0632**



Part No.: **YPG800580**

Colour: **TIN PLATED**

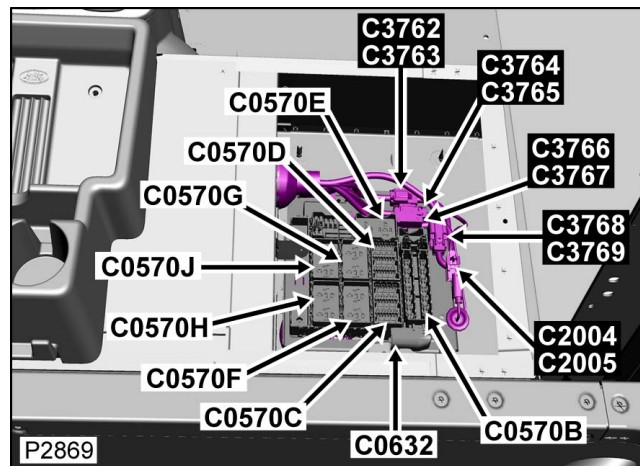
Cavities: **IWY**

Harness: **BATTERY TO FUSEBOX HARNESS**

Description: **Junction box-Battery**

Location: **Beneath RH Front seat**

Qualifier:



**Wire Chart**

CAV	TERMINAL	CSA	COL	CCT	DESTN
I	-	10.0D	N	499	C0192

**Service Repair Kits**

Refer to Harness Repair information

Se référer aux informations de réparation de faisceau

Siehe Informationen über Kabelbaumreparaturen

Vedere le informazioni che trattano le operazioni  
di riparazione del cablaggio

Remítase a la información sobre reparación de  
mazos de cables

Raadpleeg de informatie over kabelboomreparaties

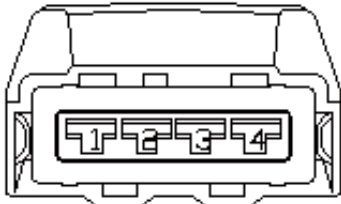
[Click here to print](#)

Connector: **C0666**

Description: **Sounder-Battery backed**

Location: **Behind LH headlamp**

Qualifier:




**BROWN**

Part No.: **YPCI08930**

Colour: **BROWN**

Cavities: **4WY**

Harness: **WING LH HARNESS**



**Wire Chart**

CAV	TERMINAL	CSA	COL	CCT	DESTN
1	ALU1033	0.5D	B	828	CI265
2	AFU3415	1.0D	B	828	CI265
3	ALU1033	0.5D	B	828	CI265
4	AFU3415	1.0D	B	828	CTAP

**Service Repair Kits**

CSA	0.50- 1.50 CSA	
<b>Cavities: 1,3</b>		
418-549-65	SRK ITEM JPT FAMILY 0.75CSA	I
418-112	SRK ITEM	I
418-107	SRK ITEM PIDG RED	I
418-116A	SRK ITEM	I
VUB500570		

CSA	0.50- 1.50 CSA	
<b>Cavities: 1,3</b>		
418-104	SRK ITEM R/B	I
418-108	SRK ITEM PIDG BLUE	I
418-113	SRK ITEM	I
418-116A	SRK ITEM	I
418-117	SRK ITEM	I

YMI901450	SRK ITEM	I
VUB901930		

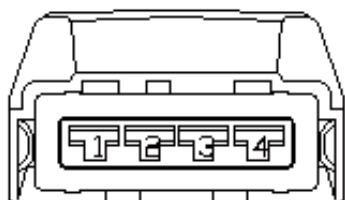
<b>CSA</b>	<b>0.50- 1.50 CSA</b>	
<b>Cavities: 1,3</b>		
418-104	SRK ITEM R/B	I
418-107	SRK ITEM PIDG RED	I
418-112	SRK ITEM	I
418-116A	SRK ITEM	I
418-117	SRK ITEM	I
YMI901460	SRK ITEM	I
VUB901940		

**Connector: C0666**

**Description: Sounder-Battery backed**

**Location: Behind LH headlamp**

**Qualifier:**




**BROWN**

**Part No.: YPCI08930**

**Colour: BROWN**

**Cavities: 4WY**

**Harness: WING LH HARNESS**



**Wire Chart**

CAV	TERMINAL	CSA	COL	CCT	DESTN
1	ALU1033	0.5D	B	828	CI265
2	AFU3415	1.0D	B	828	CI265
3	ALU1033	0.5D	B	828	CI265
4	AFU3415	1.0D	B	828	CTAP

**Service Repair Kits**

<b>CSA</b>	<b>0.50- 1.50 CSA</b>	
<b>Cavities: 1,3</b>		
418-549-65	SRK ITEM JPT FAMILY 0.75CSA	I
418-112	SRK ITEM	I

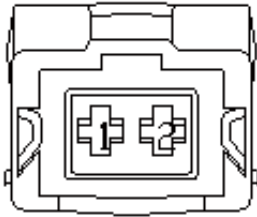
418-107	SRK ITEM PIDG RED	I
418-116A	SRK ITEM	I
VUB500570		

<b>CSA</b>	<b>0.50- 1.50 CSA</b>	
<b>Cavities: 1,3</b>		
418-104	SRK ITEM R/B	I
418-108	SRK ITEM PIDG BLUE	I
418-113	SRK ITEM	I
418-116A	SRK ITEM	I
418-117	SRK ITEM	I
YMI901450	SRK ITEM	I
VUB901930		

<b>CSA</b>	<b>0.50- 1.50 CSA</b>	
<b>Cavities: 1,3</b>		
418-104	SRK ITEM R/B	I
418-107	SRK ITEM PIDG RED	I
418-112	SRK ITEM	I
418-116A	SRK ITEM	I
418-117	SRK ITEM	I
YMI901460	SRK ITEM	I
VUB901940		

[Click here to print](#)

Connector: **C0667L**



**BLACK**

Part No.: **YPCI07790**

Colour: **BLACK**

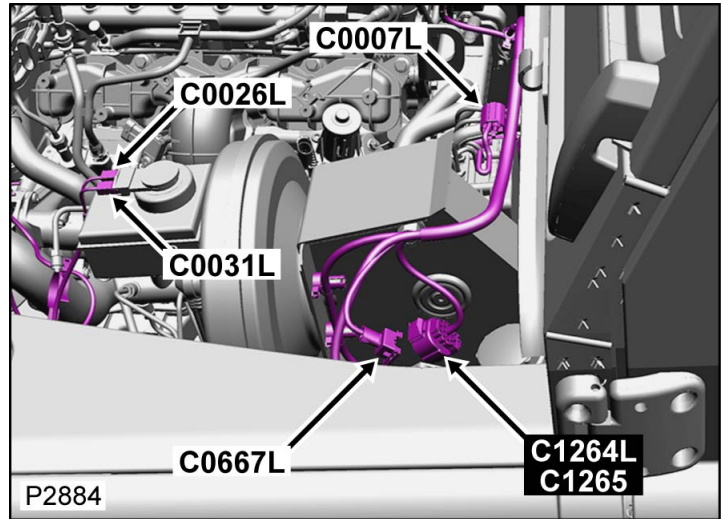
Cavities: **2WY**

Harness: **MAIN LH + RH HARNESS**

Description: **Switch-Clutch pedal**

Location: **Rear LH side of engine compartment**

Qualifier: **LHD condition illustrated**



**Wire Chart**

CAV	TERMINAL	CSA	COL	CCT	DESTN
1	YPF10017	0.5D	BW	254L	C0872
2	YPF10017	0.5D	B	139L	S/JOINT SJ18

**Service Repair Kits**

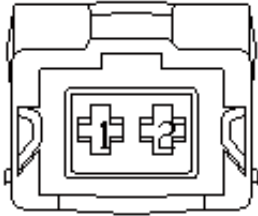
CSA	0.50- 1.00 CSA	
<b>Cavities: 1,2</b>		
418-549-25	SRK ITEM JPT FAMILY 0.75CSA	1
418-112	SRK ITEM	1
418-104	SRK ITEM R/B	1
418-107	SRK ITEM PIDG RED	1
418-117	SRK ITEM	1
418-116A	SRK ITEM	1
418-617	SRK ITEM JPT ASYMMETRICAL FAMILY	1
418-618	SRK ITEM JPT SYMMETRICAL FAMILY	1
VUB500300		

Connector: **C0667L**

Description: **Switch-Clutch pedal**

**Location: Rear LH side of engine compartment**

**Qualifier: LHD condition illustrated**



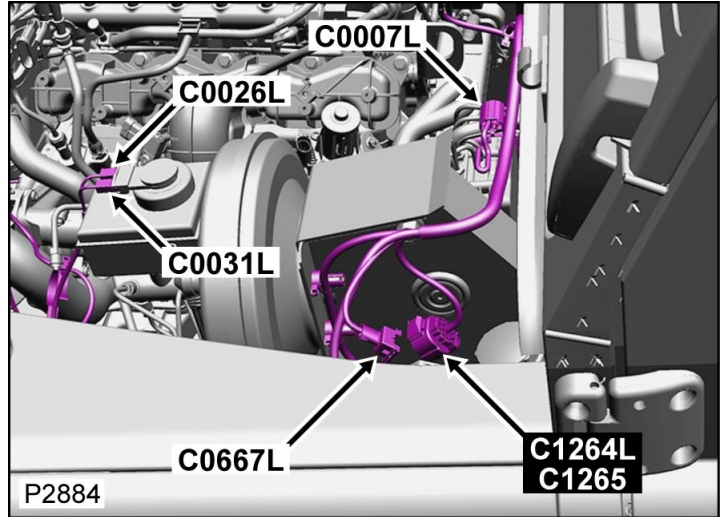
**BLACK**

**Part No.: YPCI07790**

**Colour: BLACK**

**Cavities: 2WY**

**Harness: MAIN LH + RH HARNESS**



**Wire Chart**

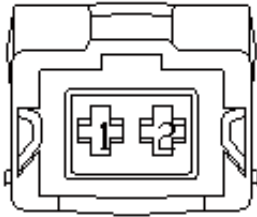
CAV	TERMINAL	CSA	COL	CCT	DESTN
1	YPF10017	0.5D	BW	254L	C0872
2	YPF10017	0.5D	B	139L	S/JOINT SJ18

**Service Repair Kits**

CSA	0.50- 1.00 CSA	
<b>Cavities: 1,2</b>		
418-549-25	SRK ITEM JPT FAMILY 0.75CSA	1
418-112	SRK ITEM	1
418-104	SRK ITEM R/B	1
418-107	SRK ITEM PIDG RED	1
418-117	SRK ITEM	1
418-116A	SRK ITEM	1
418-617	SRK ITEM JPT ASYMMETRICAL FAMILY	1
418-618	SRK ITEM JPT SYMMETRICAL FAMILY	1
VUB500300		

[Click here to print](#)

Connector: **C0667R**



**BLACK**

Part No.: **YPCI07790**

Colour: **BLACK**

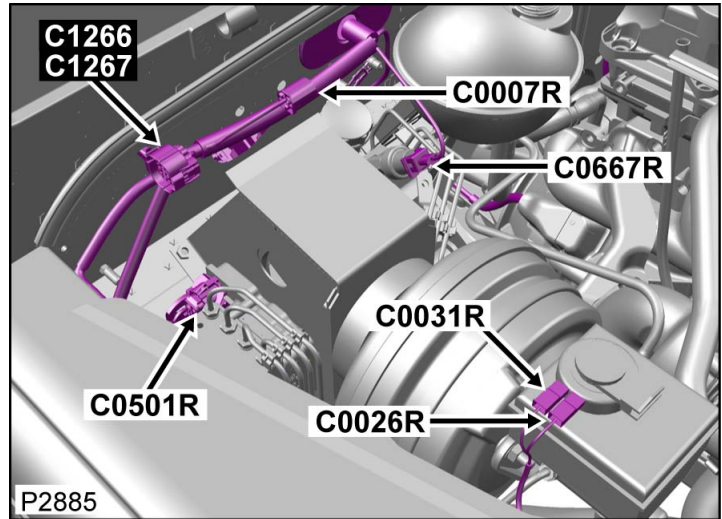
Cavities: **2WY**

Harness: **MAIN LH + RH HARNESS**

Description: **Switch-Clutch pedal**

Location: **Rear RH side of engine compartment**

Qualifier: **RHD condition illustrated**



P2885

**Wire Chart**

CAV	TERMINAL	CSA	COL	CCT	DESTN
1	YPF10017	0.5D	BW	254R	C0872
2	YPF10017	0.5D	B	200R	S/JOINT SJ19

**Service Repair Kits**

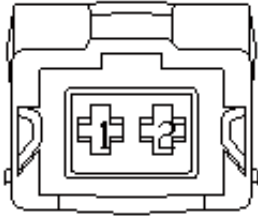
CSA	0.50- 1.00 CSA	
<b>Cavities: 1,2</b>		
418-549-25	SRK ITEM JPT FAMILY 0.75CSA	1
418-112	SRK ITEM	1
418-104	SRK ITEM R/B	1
418-107	SRK ITEM PIDG RED	1
418-117	SRK ITEM	1
418-116A	SRK ITEM	1
418-617	SRK ITEM JPT ASYMMETRICAL FAMILY	1
418-618	SRK ITEM JPT SYMMETRICAL FAMILY	1
VUB500300		

Connector: **C0667R**

Description: **Switch-Clutch pedal**

**Location: Rear RH side of engine compartment**

**Qualifier: RHD condition illustrated**



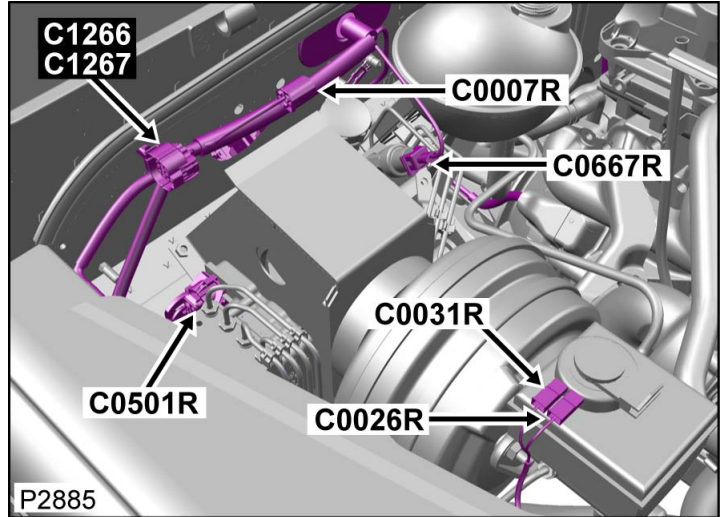
**BLACK**

**Part No.: YPCI07790**

**Colour: BLACK**

**Cavities: 2WY**

**Harness: MAIN LH + RH HARNESS**



**Wire Chart**

CAV	TERMINAL	CSA	COL	CCT	DESTN
1	YPF10017	0.5D	BW	254R	C0872
2	YPF10017	0.5D	B	200R	S/JOINT SJ19

**Service Repair Kits**

CSA	0.50- 1.00 CSA	
<b>Cavities: 1,2</b>		
418-549-25	SRK ITEM JPT FAMILY 0.75CSA	1
418-112	SRK ITEM	1
418-104	SRK ITEM R/B	1
418-107	SRK ITEM PIDG RED	1
418-117	SRK ITEM	1
418-116A	SRK ITEM	1
418-617	SRK ITEM JPT ASYMMETRICAL FAMILY	1
418-618	SRK ITEM JPT SYMMETRICAL FAMILY	1
VUB500300		

[Click here to print](#)

Connector: **C0685**



LT GREY

Part No.: **YPCI0181**

Colour: **LIGHT GREY**

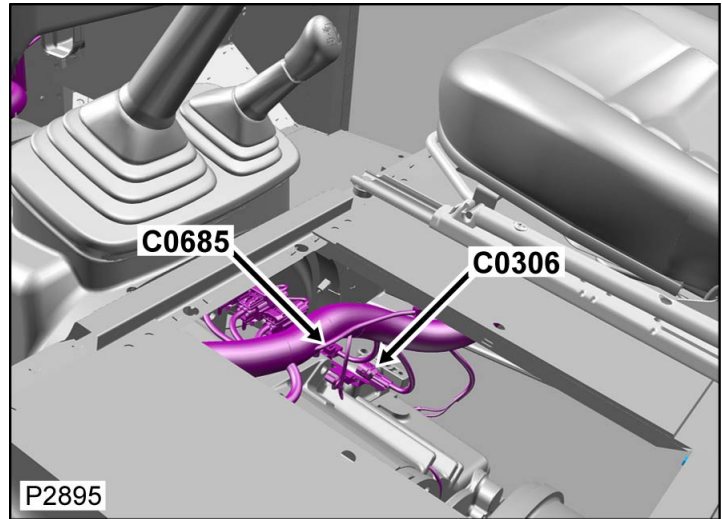
Cavities: **3WY**

Harness: **MAIN LH + RH HARNESS**

Description: **Switch-Transmission-High-Low**

Location: **Top of transfer box**

Qualifier:



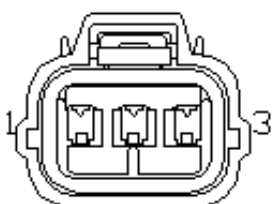
### Wire Chart

CAV	TERMINAL	CSA	COL	CCT	DESTN
1	DBP8548	0.5D	WB	139L	C1040L
1	DBP8548	0.5D	WB	200R	C1040R
3	DBP8548	0.5D	B	499	S/JOINT SJ13

### Service Repair Kits

CSA	0.30- 1.25 CSA	
<b>Cavities: 1,3</b>		
418-549-39	SRK ITEM 090 FAMILY 1.5CSA	1
418-112	SRK ITEM	1
418-104	SRK ITEM R/B	1
418-107	SRK ITEM PIDG RED	1
418-117	SRK ITEM	1
418-116A	SRK ITEM	1
VUB001120		

Connector: **C0685**



LT GREY

Part No.: **YPCI0181**

Description: **Switch-Transmission-High-Low**

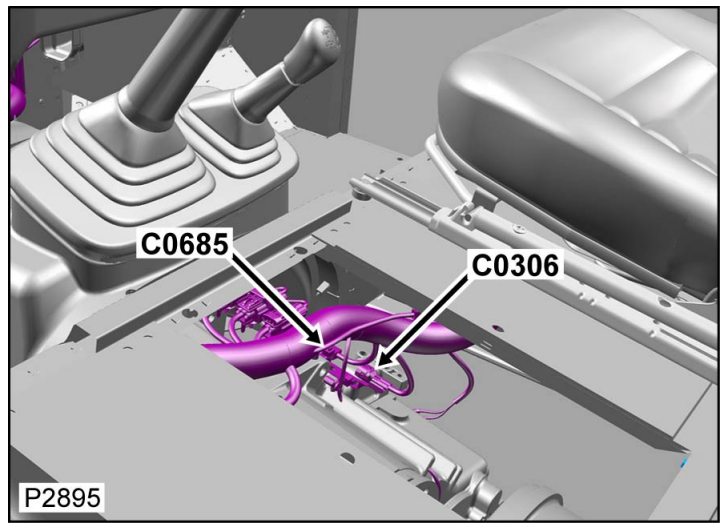
Location: **Top of transfer box**

Qualifier:

**Colour: LIGHT GREY**

**Cavities: 3WY**

**Harness: MAIN LH + RH HARNESS**



**Wire Chart**

CAV	TERMINAL	CSA	COL	CCT	DESTN
1	DBP8548	0.5D	WB	139L	C1040L
1	DBP8548	0.5D	WB	200R	C1040R
3	DBP8548	0.5D	B	499	S/JOINT SJ13

**Service Repair Kits**

CSA	0.30- 1.25 CSA	
<b>Cavities: 1,3</b>		
418-549-39	SRK ITEM 090 FAMILY 1.5CSA	1
418-112	SRK ITEM	1
418-104	SRK ITEM R/B	1
418-107	SRK ITEM PIDG RED	1
418-117	SRK ITEM	1
418-116A	SRK ITEM	1
VUB001120		

[Click here to print](#)

Connector: **C0704**

Description: **Chassis harness to tail door harness**

Location: **Base of 'D' post RH side**

Qualifier:




Part No.: **AFU3563**

Colour: **NATURAL**

Cavities: **6WY**

Harness: **CHASSIS HARNESS**



**Wire Chart**

CAV	TERMINAL	CSA	COL	CCT	DESTN
1	YPL10027	1.5D	WB	771	CI759
1	YPL10027	1.5D	WB	770	C0390
2	YPL10027	1.5D	GP	771	S/JOINT SJ20
2	YPL10027	1.5D	GP	770	S/JOINT SJ14
3	DBP8548	0.75D	BG	771	CI759
3	DBP8548	0.75D	BG	770	C0390
4	DBP8548	1.0D	WG	771	CI759
4	DBP8548	1.0D	WG	770	C0390
6	YPL10027	1.5D	B	771	S/JOINT SJ3
6	YPL10027	1.5D	B	770	S/JOINT SJ2

**Service Repair Kits**

CSA	0.30- 1.25 CSA	
<b>Cavities: 3,4</b>		
418-549-39	SRK ITEM 090 FAMILY 1.5CSA	I
418-112	SRK ITEM	I
418-104	SRK ITEM R/B	I
418-107	SRK ITEM PIDG RED	I
418-117	SRK ITEM	I
418-116A	SRK ITEM	I
VUB001120		

Connector: **C0704**

Description: **Chassis harness to tail door harness**


Location: **Base of 'D' post RH side**

Qualifier:



**Part No.:** AFU3563  
**Colour:** NATURAL  
**Cavities:** 6WY

**Harness:** CHASSIS HARNESS



**Wire Chart**

CAV	TERMINAL	CSA	COL	CCT	DESTN
1	YPL10027	1.5D	WB	771	C1759
1	YPL10027	1.5D	WB	770	C0390
2	YPL10027	1.5D	GP	771	S/JOINT SJ20
2	YPL10027	1.5D	GP	770	S/JOINT SJ14
3	DBP8548	0.75D	BG	771	C1759
3	DBP8548	0.75D	BG	770	C0390
4	DBP8548	1.0D	WG	771	C1759
4	DBP8548	1.0D	WG	770	C0390
6	YPL10027	1.5D	B	771	S/JOINT SJ3
6	YPL10027	1.5D	B	770	S/JOINT SJ2

**Service Repair Kits**

CSA	0.30- 1.25 CSA	
<b>Cavities: 3,4</b>		
418-549-39	SRK ITEM 090 FAMILY 1.5CSA	1
418-112	SRK ITEM	1
418-104	SRK ITEM R/B	1
418-107	SRK ITEM PIDG RED	1
418-117	SRK ITEM	1
418-116A	SRK ITEM	1
VUB001120		

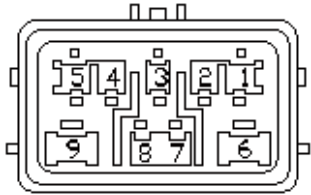
[Click here to print](#)

Connector: **C0718**

Description: **Trailer harness to chassis harness**

Location: **Below RH rear wheelarch**

Qualifier:




GREY

Part No.: **YPC114860**

Colour: **DARK GREY**

Cavities: **9WY**

Harness: **TOWING HARNESS**



**Wire Chart**

CAV	TERMINAL	CSA	COL	CCT	DESTN
1	YPJ100890	1.5D	GR	499	C0499
2	YPJ100890	2.0D	RB	499	C0499
3	YPJ100890	1.5D	GW	499	C0499
4	YPJ100890	1.5D	RO	499	C0499
5	YPJ100890	1.5D	GP	499	C0499
6	YPJ100540	2.0D	P	499	C0596
7	YPJ100890	1.5D	GN	499	C0595
8	YPJ100890	1.5D	RY	499	C0439
9	YPJ100540	2.0D	B	499	C0499

**Service Repair Kits**

Refer to Harness Repair information

Se référer aux informations de réparation de faisceau

Siehe Informationen über Kabelbaumreparaturen

Vedere le informazioni che trattano le operazioni di riparazione del cablaggio

Remítase a la información sobre reparación de mazos de cables

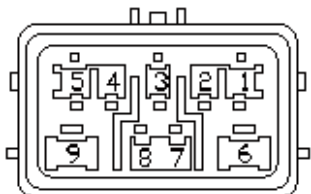
Raadpleeg de informatie over kabelboomreparaties

Connector: **C0718**

Description: **Trailer harness to chassis harness**

Location: **Below RH rear wheelarch**

Qualifier:




GREY

Part No.: **YPC114860**

Colour: **DARK GREY**

Cavities: **9WY**

Harness: **TOWING HARNESS**



**Wire Chart**

CAV	TERMINAL	CSA	COL	CCT	DESTN

**Service Repair Kits**

CAV	TERMINAL	CSA	COL	CCT	DESTN
1	YPJ100890	1.5D	GR	499	C0499
2	YPJ100890	2.0D	RB	499	C0499
3	YPJ100890	1.5D	GW	499	C0499
4	YPJ100890	1.5D	RO	499	C0499
5	YPJ100890	1.5D	GP	499	C0499
6	YPJ100540	2.0D	P	499	C0596
7	YPJ100890	1.5D	GN	499	C0595
8	YPJ100890	1.5D	RY	499	C0439
9	YPJ100540	2.0D	B	499	C0499

Refer to Harness Repair information

Se référer aux informations de réparation de faisceau

Siehe Informationen über Kabelbaumreparaturen

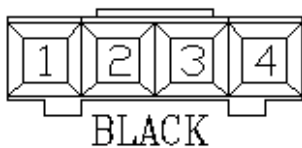
Vedere le informazioni che trattano le operazioni  
di riparazione del cablaggio

Remítase a la información sobre reparación de  
mazos de cables

Raadpleeg de informatie over kabelboomreparaties

[Click here to print](#)

Connector: **C0719**



Part No.: **YPC10199**

Colour: **BLACK**


Cavities: **4WY**

Harness: **ROOF FRONT HARNESS**

Description: **Sensor-Ultrasonic**

Location: **Behind headlining top of RH 'B' post**

Qualifier:



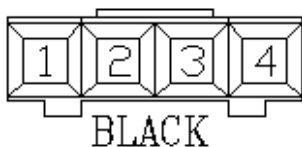
Wire Chart

CAV	TERMINAL	CSA	COL	CCT	DESTN
1	AFU3317	0.5D	BN	900	C0259
2	AFU3317	0.5D	B	900	C0259
3	AFU3317	0.5D	WB	900	C0259

Service Repair Kits

Refer to Harness Repair information  
Se référer aux informations de réparation de faisceau  
Siehe Informationen über Kabelbaumreparaturen  
Vedere le informazioni che trattano le operazioni  
di riparazione del cablaggio  
Remítase a la información sobre reparación de  
mazos de cables  
Raadpleeg de informatie over kabelboomreparaties

Connector: **C0719**



Part No.: **YPC10199**

Colour: **BLACK**


Cavities: **4WY**

Harness: **ROOF FRONT HARNESS**

Description: **Sensor-Ultrasonic**

Location: **Behind headlining top of RH 'B' post**

Qualifier:



Wire Chart

CAV	TERMINAL	CSA	COL	CCT	DESTN
1	AFU3317	0.5D	BN	900	C0259
2	AFU3317	0.5D	B	900	C0259

Service Repair Kits

Refer to Harness Repair information  
Se référer aux informations de réparation de faisceau  
Siehe Informationen über Kabelbaumreparaturen

3	AFU3317	0.5D	WB	900	C0259
---	---------	------	----	-----	-------

Wieke Informatie over kabelboomreparaties

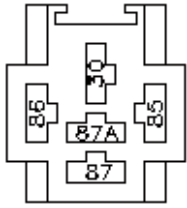
Vedere le informazioni che trattano le operazioni  
di riparazione del cablaggio

Remítase a la información sobre reparación de  
mazos de cables

Raadpleeg de informatie over kabelboomreparaties

[Click here to print](#)

Connector: **C073 1L**



**BROWN**

Part No.: **YPP10004**

Colour: **BROWN**

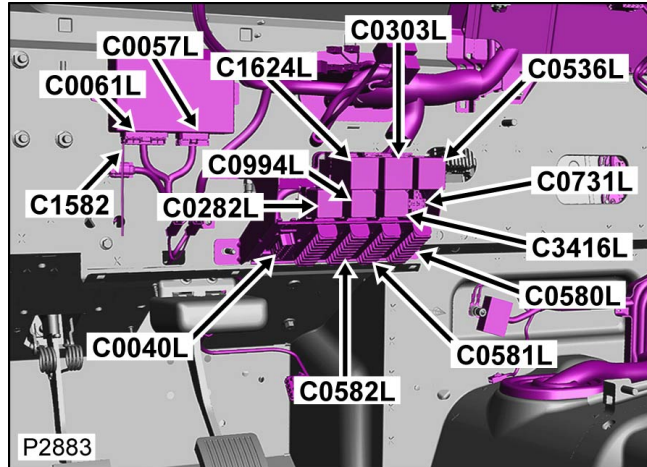
Cavities: **5WY**

Harness: **MAIN LH + RH HARNESS**

Description: **Relay-Sounder-Alarm**

Location: **Behind LH side of Instrument panel**

Qualifier: **LHD condition illustrated**



**Wire Chart**

CAV	TERMINAL	CSA	COL	CCT	DESTN
30	AFU3120	1.0D	OB	22L	C1264L
85	AFU3120	1.5D	PN	22L	S/JOINT SJ40
86	AFU3119	0.5D	OW	22L	C0286
87A	AFU3120	1.0D	OR	22L	C0581L
87	AFU3120	1.5D	PN	22L	S/JOINT SJ40

**Service Repair Kits**

Refer to Harness Repair information

Se référer aux informations de réparation de faisceau

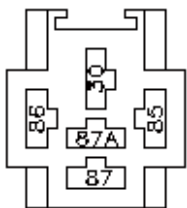
Siehe Informationen über Kabelbaumreparaturen

Vedere le informazioni che trattano le operazioni di riparazione del cablaggio

Remítase a la información sobre reparación de mazos de cables

Raadpleeg de informatie over kabelboomreparaties

Connector: **C073 1L**



**BROWN**

Part No.: **YPP10004**

Colour: **BROWN**

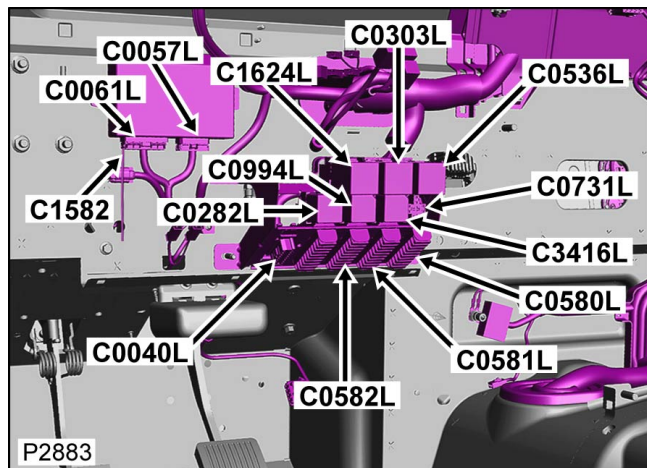
Cavities: **5WY**

Harness: **MAIN LH + RH HARNESS**

Description: **Relay-Sounder-Alarm**

Location: **Behind LH side of Instrument panel**

Qualifier: **LHD condition illustrated**



**Wire Chart**

CAV	TERMINAL	CSA	COL	CCT	DESTN
30	AFU3120	1.0D	OB	22L	C1264L
85	AFU3120	1.5D	PN	22L	S/JOINT SJ40

**Service Repair Kits**

Refer to Harness Repair information

Se référer aux informations de réparation de faisceau

Siehe Informationen über Kabelbaumreparaturen

86	AFU3119	0.5D	OW	22L	C0286
87A	AFU3120	1.0D	OR	22L	C0581L
87	AFU3120	1.5D	PN	22L	S/JOINT SJ40

Wieke informatie over kabelboomreparaties

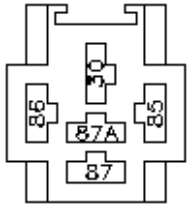
Vedere le informazioni che trattano le operazioni  
di riparazione del cablaggio

Remítase a la información sobre reparación de  
mazos de cables

Raadpleeg de informatie over kabelboomreparaties

[Click here to print](#)

Connector: **C0731R**



BROWN

Part No.: **YPP10004**

Colour: **BROWN**

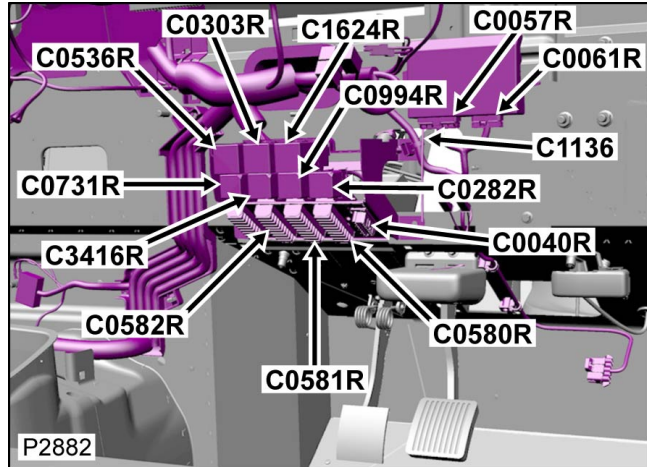
Cavities: **5WY**

Harness: **MAIN LH + RH HARNESS**

Description: **Relay-Sounder-Alarm**

Location: **Behind RH side of Instrument panel**

Qualifier: **RHD condition illustrated**



**Wire Chart**

CAV	TERMINAL	CSA	COL	CCT	DESTN
30	AFU3120	1.0D	OB	22R	C1264R
85	AFU3120	1.5D	PN	22R	S/JOINT SJ65
86	AFU3119	0.5D	OW	22R	C0286
87A	AFU3120	1.0D	OR	22R	C0581R
87	AFU3120	1.5D	PN	22R	S/JOINT SJ65

**Service Repair Kits**

Refer to Harness Repair information

Se référer aux informations de réparation de faisceau

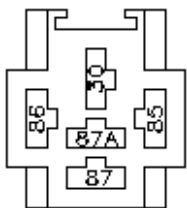
Siehe Informationen über Kabelbaumreparaturen

Vedere le informazioni che trattano le operazioni di riparazione del cablaggio

Remítase a la información sobre reparación de mazos de cables

Raadpleeg de informatie over kabelboomreparaties

Connector: **C0731R**



BROWN

Part No.: **YPP10004**

Colour: **BROWN**

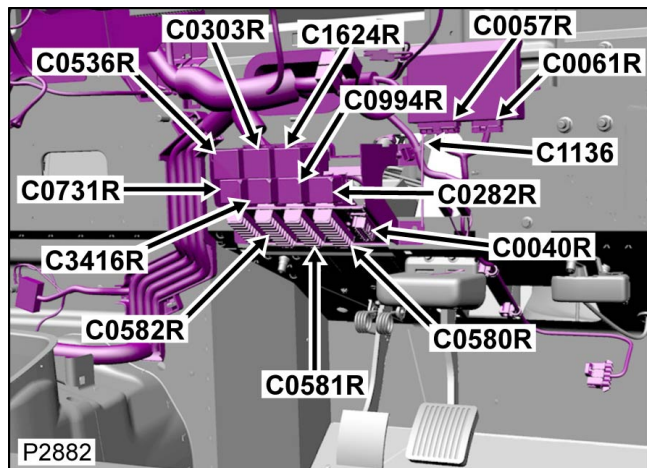
Cavities: **5WY**

Harness: **MAIN LH + RH HARNESS**

Description: **Relay-Sounder-Alarm**

Location: **Behind RH side of Instrument panel**

Qualifier: **RHD condition illustrated**



**Wire Chart**

CAV	TERMINAL	CSA	COL	CCT	DESTN
30	AFU3120	1.0D	OB	22R	C1264R
85	AFU3120	1.5D	PN	22R	S/JOINT SJ65

**Service Repair Kits**

Refer to Harness Repair information

Se référer aux informations de réparation de faisceau

Siehe Informationen über Kabelbaumreparaturen

					SJ65
86	AFU3119	0.5D	OW	22R	C0286
87A	AFU3120	1.0D	OR	22R	C0581R
87	AFU3120	1.5D	PN	22R	S/JOINT SJ65

Wieke Informatie over kabelboomreparaties

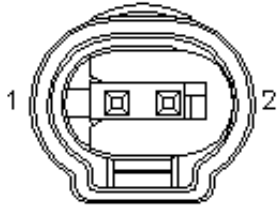
Vedere le informazioni che trattano le operazioni  
di riparazione del cablaggio

Remítase a la información sobre reparación de  
mazos de cables

Raadpleeg de informatie over kabelboomreparaties

[Click here to print](#)

Connector: **C075 I**



BLACK

Part No.: **YPCI16820**

Colour: **BLACK**

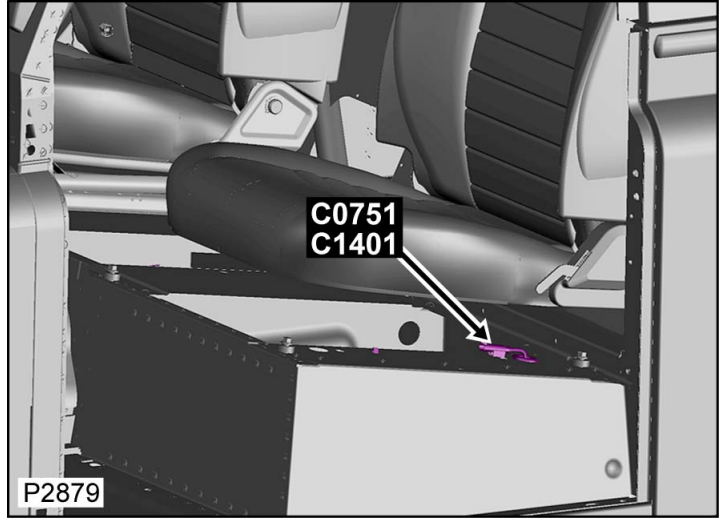
Cavities: **2WY**

Harness: **SEAT LINK HARNESS**

Description: **Seat link harness to main harness**

Location: **Beneath LH Front seat**

Qualifier:



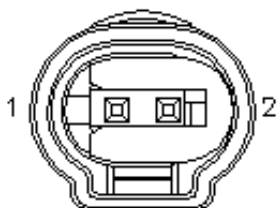
#### Wire Chart

CAV	TERMINAL	CSA	COL	CCT	DESTN
1	YPL101510	0.75D	US	56	C0237
2	YPL101510	0.75D	B	56	C0237

#### Service Repair Kits

CSA	0.75- 0.75 CSA	
<b>Cavities: 1,2</b>		
418-549-11	SRK ITEM MQS FAMILY 0.75CSA	1
418-112	SRK ITEM	1
418-104	SRK ITEM R/B	1
418-107	SRK ITEM PIDG RED	1
418-117	SRK ITEM	1
418-116A	SRK ITEM	1
VUB500150		

Connector: **C075 I**



BLACK

Part No.: **YPCI16820**

Description: **Seat link harness to main harness**

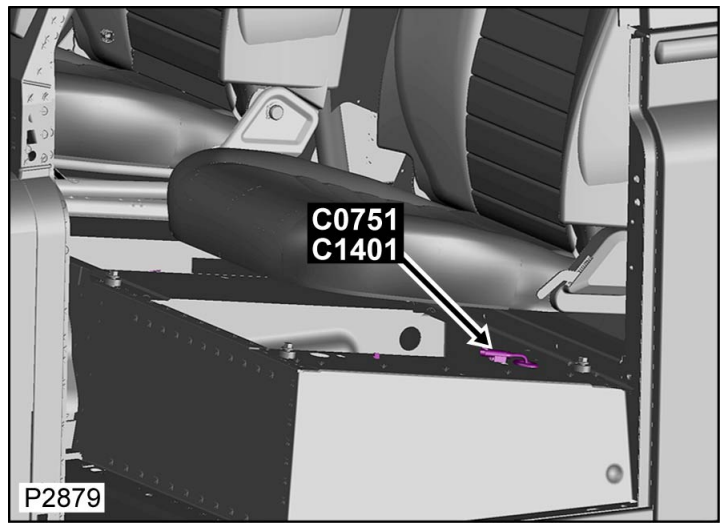
Location: **Beneath LH Front seat**

Qualifier:

**Colour: BLACK**

**Cavities: 2WY**

**Harness: SEAT LINK HARNESS**



**Wire Chart**

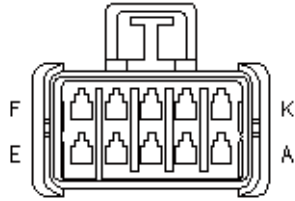
CAV	TERMINAL	CSA	COL	CCT	DESTN
1	YPL101510	0.75D	US	56	C0237
2	YPL101510	0.75D	B	56	C0237

**Service Repair Kits**

CSA	0.75- 0.75 CSA	
<b>Cavities: 1,2</b>		
418-549-11	SRK ITEM MQS FAMILY 0.75CSA	1
418-112	SRK ITEM	1
418-104	SRK ITEM R/B	1
418-107	SRK ITEM PIDG RED	1
418-117	SRK ITEM	1
418-116A	SRK ITEM	1
VUB500150		

[Click here to print](#)

Connector: **C0787**



BLACK

Part No.: **YPCI11870**

Colour: **BLACK**


Cavities: **10WY**

Harness: **MAIN LH + RH HARNESS**

Description: **Sensor-Position-Accelerator pedal**

Location: **Beneath footwell carpet - RH side**

Qualifier:



#### Wire Chart

CAV	TERMINAL	CSA	COL	CCT	DESTN
B	YPLI0111	0.5D	PN	254R	C0872
D	YPLI0111	0.5D	WG	254R	C0872
F	YPLI0111	0.5D	RG	254R	C0872
K	YPLI0111	0.5D	WS	254R	C0872
G	YPLI0111	0.5D	B	254R	C0872
J	YPLI0064	0.75D	B	254R	C0872

#### Service Repair Kits

Refer to Harness Repair information

Se référer aux informations de réparation de faisceau

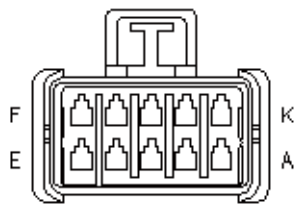
Siehe Informationen über Kabelbaumreparaturen

Vedere le informazioni che trattano le operazioni di riparazione del cablaggio

Remítase a la información sobre reparación de mazos de cables

Raadpleeg de informatie over kabelboomreparaties

Connector: **C0787**



BLACK

Part No.: **YPCI11870**

Colour: **BLACK**

Cavities: **10WY**

Harness: **MAIN LH + RH HARNESS**

Description: **Sensor-Position-Accelerator pedal**

Location: **Beneath footwell carpet - RH side**

Qualifier:



#### Wire Chart

CAV	TERMINAL	CSA	COL	CCT	DESTN
B	YPLI0111	0.5D	PN	254R	C0872
D	YPLI0111	0.5D	WG	254R	C0872

#### Service Repair Kits

Refer to Harness Repair information

Se référer aux informations de réparation de faisceau

Siehe Informationen über Kabelbaumreparaturen

F	YPLI0111	0.5D	RG	254R	C0872
K	YPLI0111	0.5D	WS	254R	C0872
G	YPLI0111	0.5D	B	254R	C0872
J	YPLI0064	0.75D	B	254R	C0872

Vedere le informazioni che trattano le operazioni  
di riparazione del cablaggio

Remítase a la información sobre reparación de  
mazos de cables

Raadpleeg de informatie over kabelboomreparaties

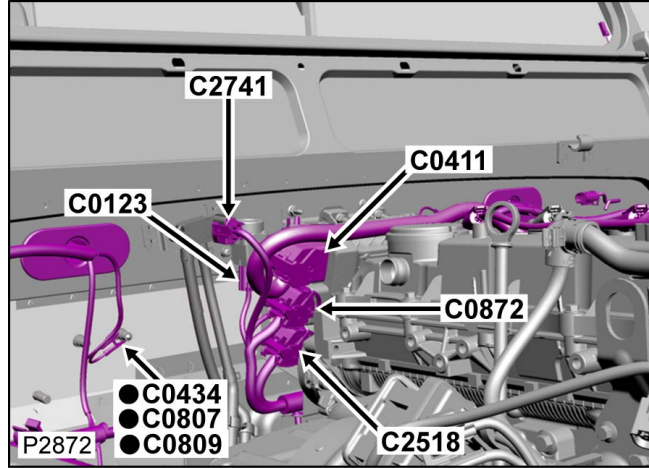
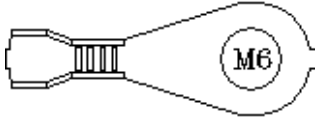
[Click here to print](#)

Connector: **C0807**

Description: **Ground point**

Location: **Rear RH side of engine compartment**

Qualifier:



Part No.: **YPG800660**

Colour: **TIN PLATED**

Cavities: **IWY**

Harness: **MAIN LH + RH HARNESS**

**Wire Chart**

CAV	TERMINAL	CSA	COL	CCT	DESTN
I	-	1.0D	B	768R	C0057R
I	-	1.0D	B	768L	C0057L

**Service Repair Kits**

Refer to Harness Repair information

Se référer aux informations de réparation de faisceau

Siehe Informationen über Kabelbaumreparaturen

Vedere le informazioni che trattano le operazioni di riparazione del cablaggio

Remítase a la información sobre reparación de mazos de cables

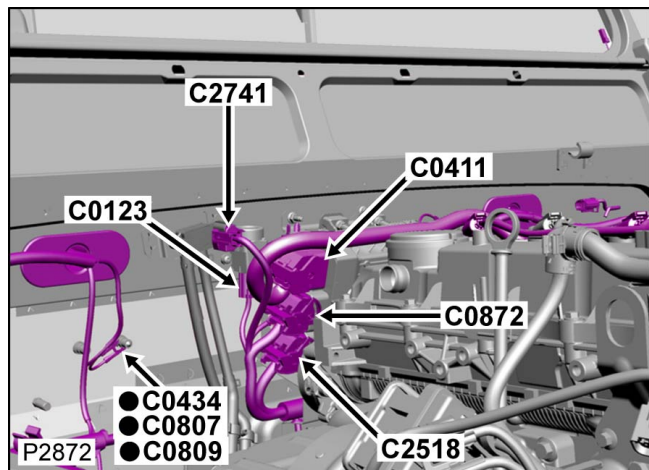
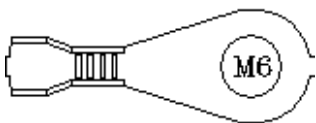
Raadpleeg de informatie over kabelboomreparaties

Connector: **C0807**

Description: **Ground point**

Location: **Rear RH side of engine compartment**

Qualifier:



Part No.: **YPG800660**

Colour: **TIN PLATED**

Cavities: **IWY**

Harness: **MAIN LH + RH HARNESS**

**Wire Chart**

CAV	TERMINAL	CSA	COL	CCT	DESTN
I	-	1.0D	B	768R	C0057R
I	-	1.0D	B	768L	C0057L

**Service Repair Kits**

Refer to Harness Repair information

Se référer aux informations de réparation de faisceau

Siehe Informationen über Kabelbaumreparaturen

Wieke Informationen über Kabelboomreparaturen

Vedere le informazioni che trattano le operazioni  
di riparazione del cablaggio

Remítase a la información sobre reparación de  
mazos de cables

Raadpleeg de informatie over kabelboomreparaties

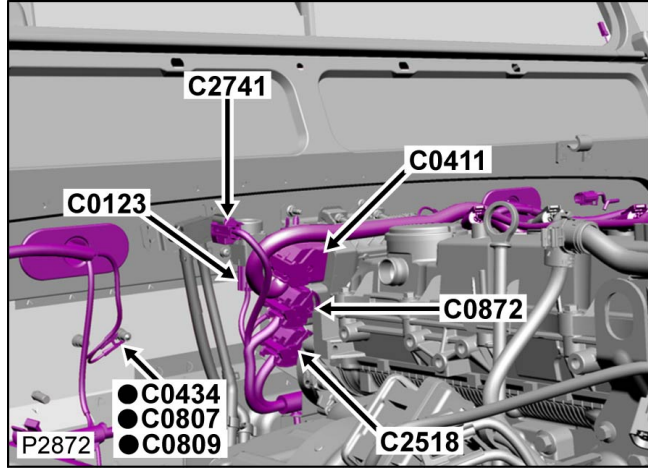
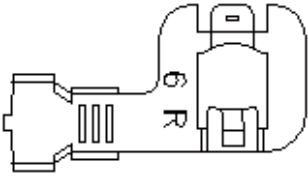
[Click here to print](#)

Connector: **C0809**

Description: **Ground point**

Location: **Rear RH side of engine compartment**

Qualifier:



Part No.: **YPG800220**

Colour: **TIN PLATED**

Cavities: **IWY**

Harness: **MAIN LH + RH HARNESS**

**Wire Chart**

CAV	TERMINAL	CSA	COL	CCT	DESTN
I	-	4.0D	B	9	C0501L
I	-	4.0D	B	10	C0501R

**Service Repair Kits**

Refer to Harness Repair information

Se référer aux informations de réparation de faisceau

Siehe Informationen über Kabelbaumreparaturen

Vedere le informazioni che trattano le operazioni di riparazione del cablaggio

Remítase a la información sobre reparación de mazos de cables

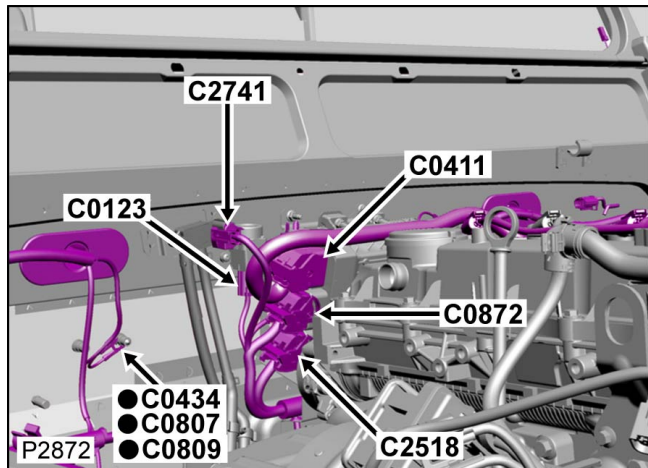
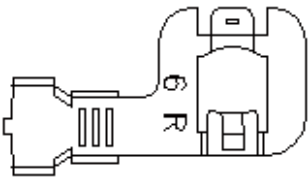
Raadpleeg de informatie over kabelboomreparaties

Connector: **C0809**

Description: **Ground point**

Location: **Rear RH side of engine compartment**

Qualifier:



Part No.: **YPG800220**

Colour: **TIN PLATED**

Cavities: **IWY**

Harness: **MAIN LH + RH HARNESS**

**Wire Chart**

CAV	TERMINAL	CSA	COL	CCT	DESTN
I	-	4.0D	B	9	C0501L
I	-	4.0D	B	10	C0501R

**Service Repair Kits**

Refer to Harness Repair information

Se référer aux informations de réparation de faisceau

Siehe Informationen über Kabelbaumreparaturen

Wieke Informationen über Kabelboomreparaturen

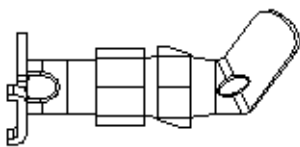
Vedere le informazioni che trattano le operazioni  
di riparazione del cablaggio

Remítase a la información sobre reparación de  
mazos de cables

Raadpleeg de informatie over kabelboomreparaties

[Click here to print](#)

Connector: **C0823**



Part No.: **YPG801000**

Colour: **TIN PLATED**


Cavities: **IWY**

Harness: **BATTERY TO STARTER MOTOR HARNESS**

Description: **Starter motor**

Location: **Lower rear of engine - LH side**

Qualifier:



#### Wire Chart

CAV	TERMINAL	CSA	COL	CCT	DESTN
I	-	50.0D	R	499	CI64I

#### Service Repair Kits

Refer to Harness Repair information

Se référer aux informations de réparation de faisceau

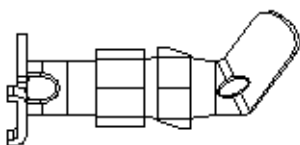
Siehe Informationen über Kabelbaumreparaturen

Vedere le informazioni che trattano le operazioni di riparazione del cablaggio

Remítase a la información sobre reparación de mazos de cables

Raadpleeg de informatie over kabelboomreparaties

Connector: **C0823**



Part No.: **YPG801000**

Colour: **TIN PLATED**


Cavities: **IWY**

Harness: **BATTERY TO STARTER MOTOR HARNESS**

Description: **Starter motor**

Location: **Lower rear of engine - LH side**

Qualifier:



#### Wire Chart

CAV	TERMINAL	CSA	COL	CCT	DESTN
I	-	50.0D	R	499	CI64I

#### Service Repair Kits

Refer to Harness Repair information

Se référer aux informations de réparation de faisceau

Siehe Informationen über Kabelbaumreparaturen

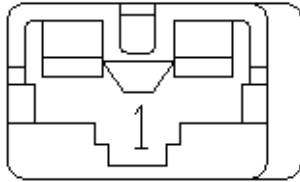
Vedere le informazioni che trattano le operazioni  
di riparazione del cablaggio

Remítase a la información sobre reparación de  
mazos de cables

Raadpleeg de informatie over kabelboomreparaties

[Click here to print](#)

Connector: **C0832**



NATURAL

Part No.: **AFU452I**

Colour: **NATURAL**


Cavities: **IWY**

Harness: **TAILDOOR HARNESS**

Description: **Lamp-High mounted stop**

Location: **Rear screen - lower**

Qualifier:



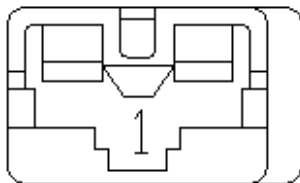
**Wire Chart**

CAV	TERMINAL	CSA	COL	CCT	DESTN
I	AGUI318	1.0D	GP	I2I	CI102

**Service Repair Kits**

Refer to Harness Repair information  
Se référer aux informations de réparation de faisceau  
Siehe Informationen über Kabelbaumreparaturen  
Vedere le informazioni che trattano le operazioni  
di riparazione del cablaggio  
Remítase a la información sobre reparación de  
mazos de cables  
Raadpleeg de informatie over kabelboomreparaties

Connector: **C0832**



NATURAL

Part No.: **AFU452I**

Colour: **NATURAL**


Cavities: **IWY**

Harness: **TAILDOOR HARNESS**

Description: **Lamp-High mounted stop**

Location: **Rear screen - lower**

Qualifier:



**Wire Chart**

CAV	TERMINAL	CSA	COL	CCT	DESTN
I	AGUI318	1.0D	GP	I2I	CI102

**Service Repair Kits**

Refer to Harness Repair information  
Se référer aux informations de réparation de faisceau  
Siehe Informationen über Kabelbaumreparaturen

Wieke Informationen über Kabelboomreparaturen

Vedere le informazioni che trattano le operazioni  
di riparazione del cablaggio

Remítase a la información sobre reparación de  
mazos de cables

Raadpleeg de informatie over kabelboomreparaties

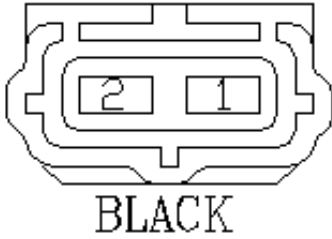
[Click here to print](#)

Connector: **C0837**

Description: **Turn signal indicator/ hazard flasher lamp-Rear-RH**

Location: **RH rear of vehicle**

Qualifier:




Part No.: **YPCI0070**

Colour: **BLACK**

Cavities: **2WY**

Harness: **CHASSIS HARNESS**



**Wire Chart**

CAV	TERMINAL	CSA	COL	CCT	DESTN
1	AFU3802	1.5D	B	770	S/JOINT SJ2
1	AFU3802	1.5D	B	771	S/JOINT SJ3
2	AFU3802	1.5D	GW	771	S/JOINT SJ17
2	AFU3802	1.5D	GW	770	S/JOINT SJ11

**Service Repair Kits**

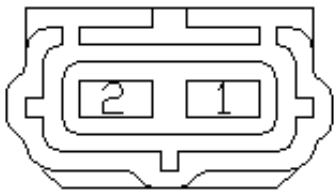
CSA	0.70- 2.00 CSA	
<b>Cavities: 1,2</b>		
418-549-49	SRK ITEM ECONOSEAL FAMILY 2.0CSA	1
418-113	SRK ITEM	1
418-104	SRK ITEM R/B	1
418-108	SRK ITEM PIDG BLUE	1
418-117	SRK ITEM	1
418-116A	SRK ITEM	1
VUB001680		

Connector: **C0837**

Description: **Turn signal indicator/ hazard flasher lamp-Rear-RH**

Location: **RH rear of vehicle**

Qualifier:




BLACK

Part No.: **YPCI0070**

Colour: **BLACK**

Cavities: **2WY**

Harness: **CHASSIS HARNESS**



**Wire Chart**

CAV	TERMINAL	CSA	COL	CCT	DESTN
1	AFU3802	1.5D	B	770	S/JOINT SJ2
1	AFU3802	1.5D	B	771	S/JOINT SJ3
2	AFU3802	1.5D	GW	771	S/JOINT SJ17
2	AFU3802	1.5D	GW	770	S/JOINT SJ11

**Service Repair Kits**

CSA	0.70- 2.00 CSA	
<b>Cavities: 1,2</b>		
418-549-49	SRK ITEM ECONOSEAL FAMILY 2.0CSA	1
418-113	SRK ITEM	1
418-104	SRK ITEM R/B	1
418-108	SRK ITEM PIDG BLUE	1
418-117	SRK ITEM	1
418-116A	SRK ITEM	1
VUB001680		

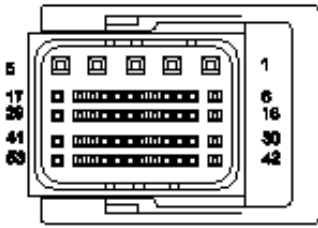
[Click here to print](#)

Connector: **C0872**

Description: **Engine control-module (ECM)**

Location: **Rear RH side of engine compartment**

Qualifier:



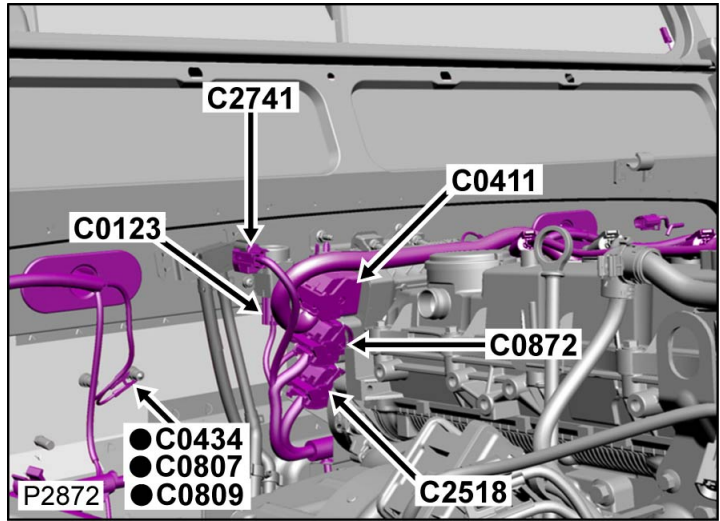
BLACK

Part No.: **YPC804160**

Colour: **BLACK**

Cavities: **53WY**

Harness: **MAIN LH + RH HARNESS**



Wire Chart

CAV	TERMINAL	CSA	COL	CCT	DESTN
2	YPL802000	0.75D	B	499	C0556
3	YPL802000	0.75D	B	499	C0559
5	YPL802010	1.5D	N	499	S/JOINT SJ30
7	YPL104080	0.75D	B	499	C1947
9	YPL104080	0.5D	RB	254	S/JOINT SJ71
10	YPL104080	0.5D	UB	10	S/JOINT SJ74
10	YPL104080	0.5D	UB	9	S/JOINT SJ73
10	YPL104080	0.5D	UB	151L	S/JOINT SJ6
10	YPL104080	0.5D	UB	151R	S/JOINT SJ9
11	YPL104080	0.5D	GB	10	S/JOINT SJ75
11	YPL104080	0.5D	GB	9	S/JOINT SJ72
					S/JOINT

Service Repair Kits

CSA	0.50- 0.75 CSA	
<b>Cavities: 7,9-13,15,16,19-23,25,32,33,38-40,44-46,48-50,52</b>		
418-104	SRK ITEM R/B	I
418-107	SRK ITEM PIDG RED	I
418-112	SRK ITEM	I
418-116A	SRK ITEM	I
418-117	SRK ITEM	I
YMI901820	SRK ITEM	I
VUB902290		

CSA	0.75- 1.00 CSA	
<b>Cavities: 2,3</b>		
418-104	SRK ITEM R/B	I
418-107	SRK ITEM PIDG RED	I
418-112	SRK ITEM	I
418-116A	SRK ITEM	I

11	YPL104080	0.5D	GB	151L	SJ5
11	YPL104080	0.5D	GB	151R	S/JOINT SJ10
12	YPL104080	0.5D	BR	200R	C0029R
12	YPL104080	0.5D	BR	139L	C0029L
13	YPL104080	0.5D	B	254L	C1589
13	YPL104080	0.5D	B	254R	C0787
15	YPL104080	0.75D	U	254	C3766
16	YPL104080	0.5D	LGS	254R	C0061R
16	YPL104080	0.5D	LGS	254L	C0061L
17	YPL801980	1.5D	N	499	S/JOINT SJ30
19	YPL104080	0.5D	WS	254L	C1589
19	YPL104080	0.5D	WS	254R	C0787
20	YPL104080	0.5D	RG	254L	C1589
20	YPL104080	0.5D	RG	254R	C0787
21	YPL104080	0.5D	BW	254R	C0667R
21	YPL104080	0.5D	BW	254L	C0667L
22	YPL104080	0.75D	B	254L	C1589
22	YPL104080	0.75D	B	254R	C0787
23	YPL104080	0.75D	B	14	C3690
25	YPL104080	0.75D	BO	499	C3766
29	YPL801980	1.5D	N	499	S/JOINT SJ30
32	YPL104080	0.75D	U	14	C3690
33	YPL104080	0.75D	BS	14	C1671
38	YPL104080	0.5D	PN	254L	C1589
38	YPL104080	0.5D	PN	254R	C0787

418-117	SRK ITEM	I
YMI902610	SRK ITEM	I
VUB903080		

<b>CSA</b>	<b>1.00- 2.00 CSA</b>	
<b>Cavities: 17,29</b>		
418-104	SRK ITEM R/B	I
418-107	SRK ITEM PIDG RED	I
418-112	SRK ITEM	I
418-116A	SRK ITEM	I
418-117	SRK ITEM	I
YMI902030	SRK ITEM	I
VUB902500		

<b>CSA</b>	<b>1.00- 2.00 CSA</b>	
<b>Cavities: 17,29</b>		
418-104	SRK ITEM R/B	I
418-107	SRK ITEM PIDG RED	I
418-112	SRK ITEM	I
418-116A	SRK ITEM	I
418-117	SRK ITEM	I
YMI902040	SRK ITEM	I
VUB902510		

<b>CSA</b>	<b>1.50- 2.50 CSA</b>	
<b>Cavities: 5</b>		

39	YPL104080	0.5D	RG	499	S/JJOINT SJ70
40	YPL104080	0.75D	NP	254	C0190
42	YPL801990	0.75D	B	499	C0556
44	YPL104080	0.5D	WG	254L	C1589
44	YPL104080	0.5D	WG	254R	C0787
45	YPL104080	0.75D	G	254	C0190
46	YPL104080	0.75D	GP	499	C0288
48	YPL104080	0.5D	UR	499	C3766
49	YPL104080	0.75D	PW	14	C3766
50	YPL104080	0.75D	R	14	C3690
52	YPL104080	0.5D	UB	14	C3766
53	YPL801990	0.75D	B	499	C0559

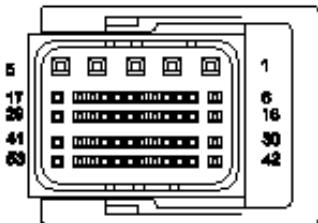
418-104	SRK ITEM R/B	I
418-108	SRK ITEM PIDG BLUE	I
418-113	SRK ITEM	I
418-116A	SRK ITEM	I
418-117	SRK ITEM	I
YMI902620	SRK ITEM	I
VUB903100		

**Connector: C0872**

**Description: Engine control-module (ECM)**

**Location: Rear RH side of engine compartment**

**Qualifier:**



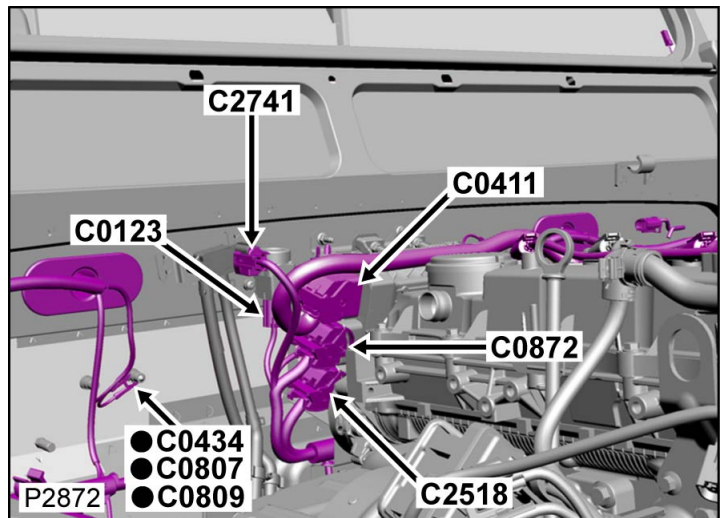
**BLACK**

**Part No.: YPC804160**

**Colour: BLACK**

**Cavities: 53WY**

**Harness: MAIN LH + RH HARNESS**



**Wire Chart**

CAV	TERMINAL	CSA	COL	CCT	DESTN
2	YPL802000	0.75D	B	499	C0556
3	YPL802000	0.75D	B	499	C0559
5	YPL802010	1.5D	N	499	S/JJOINT SJ30

**Service Repair Kits**

CSA	0.50- 0.75 CSA	
<b>Cavities: 7,9-13,15,16,19-23,25,32,33,38-40,44-46,48-50,52</b>		
418-104	SRK ITEM R/B	I

7	YPL104080	0.75D	B	499	C1947
9	YPL104080	0.5D	RB	254	S/JOINT SJ71
10	YPL104080	0.5D	UB	10	S/JOINT SJ74
10	YPL104080	0.5D	UB	9	S/JOINT SJ73
10	YPL104080	0.5D	UB	151L	S/JOINT SJ6
10	YPL104080	0.5D	UB	151R	S/JOINT SJ9
11	YPL104080	0.5D	GB	10	S/JOINT SJ75
11	YPL104080	0.5D	GB	9	S/JOINT SJ72
11	YPL104080	0.5D	GB	151L	S/JOINT SJ5
11	YPL104080	0.5D	GB	151R	S/JOINT SJ10
12	YPL104080	0.5D	BR	200R	C0029R
12	YPL104080	0.5D	BR	139L	C0029L
13	YPL104080	0.5D	B	254L	C1589
13	YPL104080	0.5D	B	254R	C0787
15	YPL104080	0.75D	U	254	C3766
16	YPL104080	0.5D	LGS	254R	C0061R
16	YPL104080	0.5D	LGS	254L	C0061L
17	YPL801980	1.5D	N	499	S/JOINT SJ30
19	YPL104080	0.5D	WS	254L	C1589
19	YPL104080	0.5D	WS	254R	C0787
20	YPL104080	0.5D	RG	254L	C1589

418-107	SRK ITEM PIDG RED	I
418-112	SRK ITEM	I
418-116A	SRK ITEM	I
418-117	SRK ITEM	I
YMI901820	SRK ITEM	I
VUB902290		

<b>CSA</b>	<b>0.75- 1.00 CSA</b>	
<b>Cavities: 2,3</b>		
418-104	SRK ITEM R/B	I
418-107	SRK ITEM PIDG RED	I
418-112	SRK ITEM	I
418-116A	SRK ITEM	I
418-117	SRK ITEM	I
YMI902610	SRK ITEM	I
VUB903080		

<b>CSA</b>	<b>1.00- 2.00 CSA</b>	
<b>Cavities: 17,29</b>		
418-104	SRK ITEM R/B	I
418-107	SRK ITEM PIDG RED	I
418-112	SRK ITEM	I
418-116A	SRK ITEM	I
418-117	SRK ITEM	I
YMI902030	SRK ITEM	I
VUB902500		

20	YPL104080	0.5D	RG	254R	C0787
21	YPL104080	0.5D	BW	254R	C0667R
21	YPL104080	0.5D	BW	254L	C0667L
22	YPL104080	0.75D	B	254L	C1589
22	YPL104080	0.75D	B	254R	C0787
23	YPL104080	0.75D	B	14	C3690
25	YPL104080	0.75D	BO	499	C3766
29	YPL801980	1.5D	N	499	S/JOINT SJ30
32	YPL104080	0.75D	U	14	C3690
33	YPL104080	0.75D	BS	14	C1671
38	YPL104080	0.5D	PN	254L	C1589
38	YPL104080	0.5D	PN	254R	C0787
39	YPL104080	0.5D	RG	499	S/JOINT SJ70
40	YPL104080	0.75D	NP	254	C0190
42	YPL801990	0.75D	B	499	C0556
44	YPL104080	0.5D	WG	254L	C1589
44	YPL104080	0.5D	WG	254R	C0787
45	YPL104080	0.75D	G	254	C0190
46	YPL104080	0.75D	GP	499	C0288
48	YPL104080	0.5D	UR	499	C3766
49	YPL104080	0.75D	PW	14	C3766
50	YPL104080	0.75D	R	14	C3690
52	YPL104080	0.5D	UB	14	C3766
53	YPL801990	0.75D	B	499	C0559

<b>CSA</b>	<b>1.00- 2.00 CSA</b>	
<b>Cavities: 17,29</b>		
418-104	SRK ITEM R/B	I
418-107	SRK ITEM PIDG RED	I
418-112	SRK ITEM	I
418-116A	SRK ITEM	I
418-117	SRK ITEM	I
YMI902040	SRK ITEM	I
VUB902510		

<b>CSA</b>	<b>1.50- 2.50 CSA</b>	
<b>Cavities: 5</b>		
418-104	SRK ITEM R/B	I
418-108	SRK ITEM PIDG BLUE	I
418-113	SRK ITEM	I
418-116A	SRK ITEM	I
418-117	SRK ITEM	I
YMI902620	SRK ITEM	I
VUB903100		

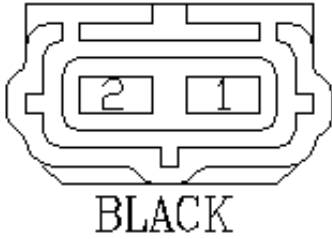
[Click here to print](#)

Connector: **C0928**

Description: **Turn signal indicator/ hazard flasher lamp-Rear-LH**

Location: **LH rear of vehicle**

Qualifier:



Part No.: **YPCI0070**

Colour: **BLACK**

Cavities: **2WY**

Harness: **CHASSIS HARNESS**



**Wire Chart**

CAV	TERMINAL	CSA	COL	CCT	DESTN
1	AFU3802	1.5D	B	771	S/JOINT SJ28
1	AFU3802	1.5D	B	770	S/JOINT SJ27
2	AFU3802	1.5D	GR	771	S/JOINT SJ16
2	AFU3802	1.5D	GR	770	S/JOINT SJ10

**Service Repair Kits**

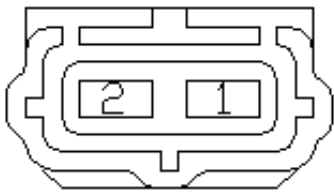
CSA	0.70- 2.00 CSA	
<b>Cavities: 1,2</b>		
418-549-49	SRK ITEM ECONOSEAL FAMILY 2.0CSA	1
418-113	SRK ITEM	1
418-104	SRK ITEM R/B	1
418-108	SRK ITEM PIDG BLUE	1
418-117	SRK ITEM	1
418-116A	SRK ITEM	1
VUB001680		

Connector: **C0928**

Description: **Turn signal indicator/ hazard flasher lamp-Rear-LH**

Location: **LH rear of vehicle**

Qualifier:



BLACK

Part No.: **YPCI0070**

Colour: **BLACK**

Cavities: **2WY**

Harness: **CHASSIS HARNESS**



**Wire Chart**

CAV	TERMINAL	CSA	COL	CCT	DESTN
1	AFU3802	1.5D	B	771	S/JOINT SJ28
1	AFU3802	1.5D	B	770	S/JOINT SJ27
2	AFU3802	1.5D	GR	771	S/JOINT SJ16
2	AFU3802	1.5D	GR	770	S/JOINT SJ10

**Service Repair Kits**

CSA	0.70- 2.00 CSA	
<b>Cavities: 1,2</b>		
418-549-49	SRK ITEM ECONOSEAL FAMILY 2.0CSA	1
418-113	SRK ITEM	1
418-104	SRK ITEM R/B	1
418-108	SRK ITEM PIDG BLUE	1
418-117	SRK ITEM	1
418-116A	SRK ITEM	1
VUB001680		

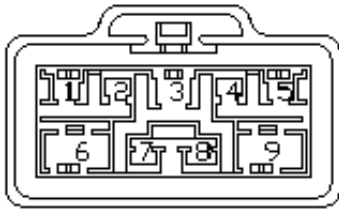
[Click here to print](#)

Connector: **C0929**

Description: **Chassis harness to trailer harness**

Location: **Below RH rear wheelarch**

Qualifier:




GREY

Part No.: **YPCI14850**

Colour: **GREY**

Cavities: **9WY**

Harness: **CHASSIS HARNESS**



Wire Chart

CAV	TERMINAL	CSA	COL	CCT	DESTN
1	YPL101830	1.5D	GR	771	S/JOINT SJ16
1	YPL101830	1.5D	GR	770	S/JOINT SJ10
2	YPL101840	0.75D	RB	771	S/JOINT SJ18
2	YPL101840	0.75D	RB	770	S/JOINT SJ12
3	YPL101830	1.5D	GW	771	S/JOINT SJ17
3	YPL101830	1.5D	GW	770	S/JOINT SJ11
4	YPL101840	0.75D	RO	771	S/JOINT SJ15
4	YPL101840	0.75D	RO	770	S/JOINT SJ9
5	YPL101830	1.5D	GP	771	S/JOINT SJ20
5	YPL101830	1.5D	GP	770	S/JOINT SJ14
6	YPL101700	2.5D	P	771	C1759

Service Repair Kits

CSA	2.00- 3.00 CSA	
<b>Cavities: 6,9</b>		
418-104	SRK ITEM R/B	I
418-108	SRK ITEM PIDG BLUE	I
418-113	SRK ITEM	I
418-116A	SRK ITEM	I
418-117	SRK ITEM	I
YMI901750	SRK ITEM	I
VUB902340		

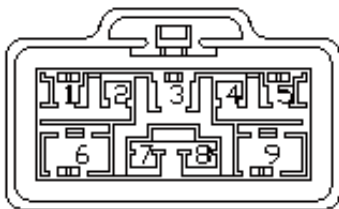
6	YPL101700	2.5D	P	770	C0390
7	YPL101830	1.5D	GN	771	C1759
7	YPL101830	1.5D	GN	770	C0390
8	YPL101830	1.5D	RY	771	C1759
8	YPL101830	1.5D	RY	770	C0390
9	YPL101700	2.5D	B	771	S/JOINT SJ3
9	YPL101700	2.5D	B	770	S/JOINT SJ2

**Connector: C0929**

**Description: Chassis harness to trailer harness**

**Location: Below RH rear wheelarch**

**Qualifier:**




**GREY**

**Part No.: YPCI14850**

**Colour: GREY**

**Cavities: 9WY**

**Harness: CHASSIS HARNESS**



**Wire Chart**

CAV	TERMINAL	CSA	COL	CCT	DESTN
1	YPL101830	1.5D	GR	771	S/JOINT SJ16
1	YPL101830	1.5D	GR	770	S/JOINT SJ10
2	YPL101840	0.75D	RB	771	S/JOINT SJ18
2	YPL101840	0.75D	RB	770	S/JOINT SJ12
3	YPL101830	1.5D	GW	771	S/JOINT SJ17
3	YPL101830	1.5D	GW	770	S/JOINT SJ11

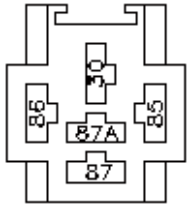
**Service Repair Kits**

CSA	2.00- 3.00 CSA	
<b>Cavities: 6,9</b>		
418-104	SRK ITEM R/B	1
418-108	SRK ITEM PIDG BLUE	1
418-113	SRK ITEM	1
418-116A	SRK ITEM	1
418-117	SRK ITEM	1
YMI901750	SRK ITEM	1
VUB902340		

4	YPL101840	0.75D	RO	771	S/JOINT SJ15
4	YPL101840	0.75D	RO	770	S/JOINT SJ9
5	YPL101830	1.5D	GP	771	S/JOINT SJ20
5	YPL101830	1.5D	GP	770	S/JOINT SJ14
6	YPL101700	2.5D	P	771	CI759
6	YPL101700	2.5D	P	770	C0390
7	YPL101830	1.5D	GN	771	CI759
7	YPL101830	1.5D	GN	770	C0390
8	YPL101830	1.5D	RY	771	CI759
8	YPL101830	1.5D	RY	770	C0390
9	YPL101700	2.5D	B	771	S/JOINT SJ3
9	YPL101700	2.5D	B	770	S/JOINT SJ2

[Click here to print](#)

Connector: **C0994L**



YELLOW

Part No.: **AFU327I**

Colour: **YELLOW**

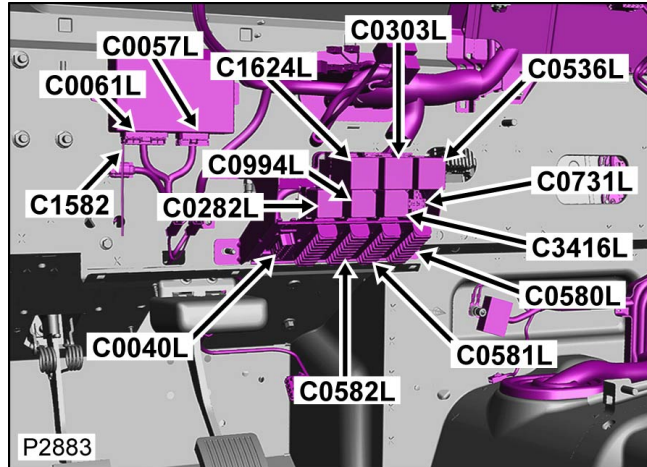
Cavities: **5WY**

Harness: **MAIN LH + RH HARNESS**

Description: **Relay-Heated front-screen**

Location: **Behind LH side of Instrument panel**

Qualifier: **LHD condition illustrated**



**Wire Chart**

CAV	TERMINAL	CSA	COL	CCT	DESTN
30	YPLI0045	2.5D	NP	766L	C3764
85	AFU3119	0.5D	PY	109L	C1624L
86	AFU3119	0.5D	B	766L	C0289
87	YPLI0045	2.5D	PS	766L	S/JOINT SJ42

**Service Repair Kits**

Refer to Harness Repair information

Se référer aux informations de réparation de faisceau

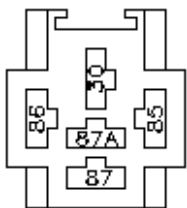
Siehe Informationen über Kabelbaumreparaturen

Vedere le informazioni che trattano le operazioni di riparazione del cablaggio

Remítase a la información sobre reparación de mazos de cables

Raadpleeg de informatie over kabelboomreparaties

Connector: **C0994L**



YELLOW

Part No.: **AFU327I**

Colour: **YELLOW**

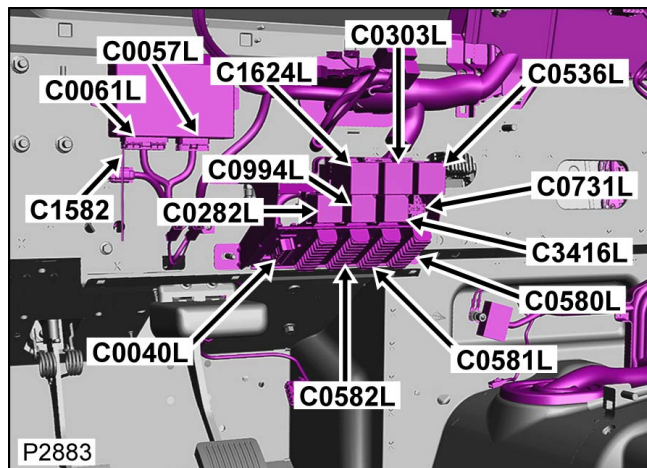
Cavities: **5WY**

Harness: **MAIN LH + RH HARNESS**

Description: **Relay-Heated front-screen**

Location: **Behind LH side of Instrument panel**

Qualifier: **LHD condition illustrated**



**Wire Chart**

CAV	TERMINAL	CSA	COL	CCT	DESTN
30	YPLI0045	2.5D	NP	766L	C3764
85	AFU3119	0.5D	PY	109L	C1624L

**Service Repair Kits**

Refer to Harness Repair information

Se référer aux informations de réparation de faisceau

Siehe Informationen über Kabelbaumreparaturen

86	AFU3119	0.5D	B	766L	C0289
87	YPL10045	2.5D	PS	766L	S/JOINT SJ42

Uitnodiging tot informatie over kabelboomreparaties

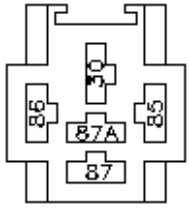
Vedere le informazioni che trattano le operazioni  
di riparazione del cablaggio

Remítase a la información sobre reparación de  
mazos de cables

Raadpleeg de informatie over kabelboomreparaties

[Click here to print](#)

Connector: **C0994R**



YELLOW

Part No.: **AFU327I**

Colour: **YELLOW**

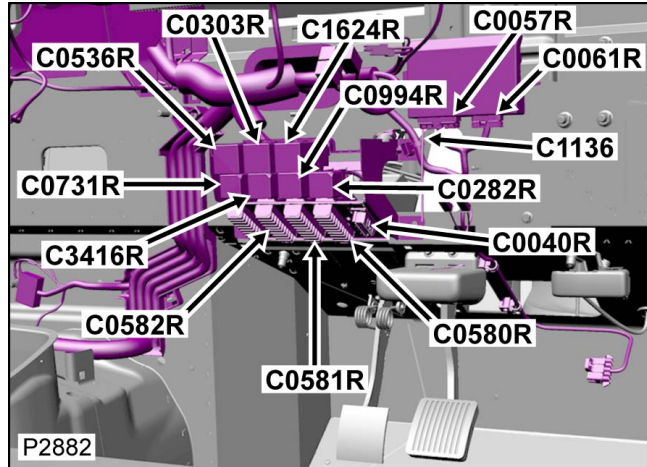
Cavities: **5WY**

Harness: **MAIN LH + RH HARNESS**

Description: **Relay-Heated front-screen**

Location: **Behind RH side of Instrument panel**

Qualifier: **RHD condition illustrated**



**Wire Chart**

CAV	TERMINAL	CSA	COL	CCT	DESTN
30	YPLI0045	2.5D	NP	766R	C3764
85	AFU3119	0.5D	PY	109R	C1624R
86	AFU3119	0.5D	B	766R	C0289
87	YPLI0045	2.5D	PS	766R	S/JOINT SJ42

**Service Repair Kits**

Refer to Harness Repair information

Se référer aux informations de réparation de faisceau

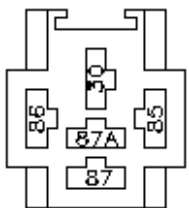
Siehe Informationen über Kabelbaumreparaturen

Vedere le informazioni che trattano le operazioni di riparazione del cablaggio

Remítase a la información sobre reparación de mazos de cables

Raadpleeg de informatie over kabelboomreparaties

Connector: **C0994R**



YELLOW

Part No.: **AFU327I**

Colour: **YELLOW**

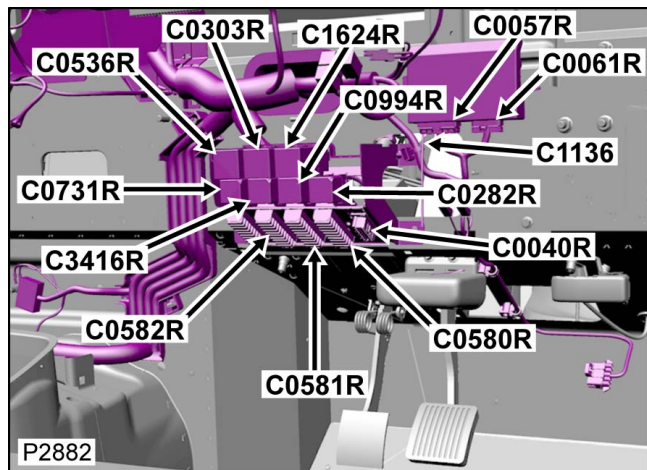
Cavities: **5WY**

Harness: **MAIN LH + RH HARNESS**

Description: **Relay-Heated front-screen**

Location: **Behind RH side of Instrument panel**

Qualifier: **RHD condition illustrated**



**Wire Chart**

CAV	TERMINAL	CSA	COL	CCT	DESTN
30	YPLI0045	2.5D	NP	766R	C3764
85	AFU3119	0.5D	PY	109R	C1624R

**Service Repair Kits**

Refer to Harness Repair information

Se référer aux informations de réparation de faisceau

Siehe Informationen über Kabelbaumreparaturen

86	AFU3119	0.5D	B	766R	C0289
87	YPL10045	2.5D	PS	766R	S/JOINT SJ42

Wieke Informatie over kabelboomreparaties

Vedere le informazioni che trattano le operazioni  
di riparazione del cablaggio

Remítase a la información sobre reparación de  
mazos de cables

Raadpleeg de informatie over kabelboomreparaties

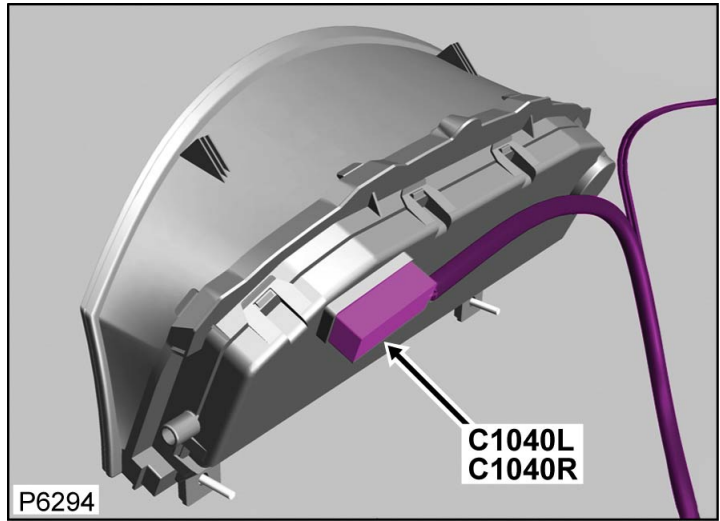
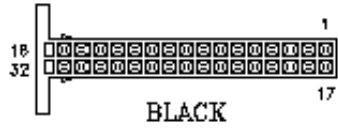
[Click here to print](#)

Connector: **C1040L**

Description: **Instrument cluster**

Location: **Behind instrument cluster**

Qualifier:



Part No.: **YPC901800**

Colour: **BLACK**

Cavities: **32WY**

Harness: **MAIN LH + RH HARNESS**

Wire Chart

CAV	TERMINAL	CSA	COL	CCT	DESTN
1	YPL101310	0.5D	PN	139L	C0287
2	YPL101310	0.5D	WG	139L	C0285
5	YPL101310	0.5D	BW	9	C0501L
8	YPL101910	0.75D	YP	139L	C0376
11	YPL101310	0.5D	RS	9	C0501L
12	YPL101310	0.5D	BW	139L	C0288
13	YPL101310	0.5D	BR	139L	C0195
14	YPL101310	0.5D	WN	109L	CI624L
15	YPL101310	0.5D	YS	9	C0501L
16	YPL101310	0.5D	UB	139L	S/JOINT SJ6
17	YPL101310	0.5D	B	139L	C0288
18	YPL101310	0.5D	WP	139L	C0100
19	YPL101310	0.5D	WB	139L	C0285
20	YPL101310	0.5D	RY	139L	S/JOINT SJ47

Service Repair Kits

CSA	0.35- 0.50 CSA	
<b>Cavities: 1,2,5,8,11-32</b>		
418-549-04	SRK ITEM MQS FAMILY 0.75CSA	1
418-112	SRK ITEM	1
418-107	SRK ITEM PIDG RED	1
418-117	SRK ITEM	1
418-116A	SRK ITEM	1
418-616	SRK ITEM MQ FAMILY	1
418-595	SRK ITEM MPQ FAMILY	1
VUB500080		

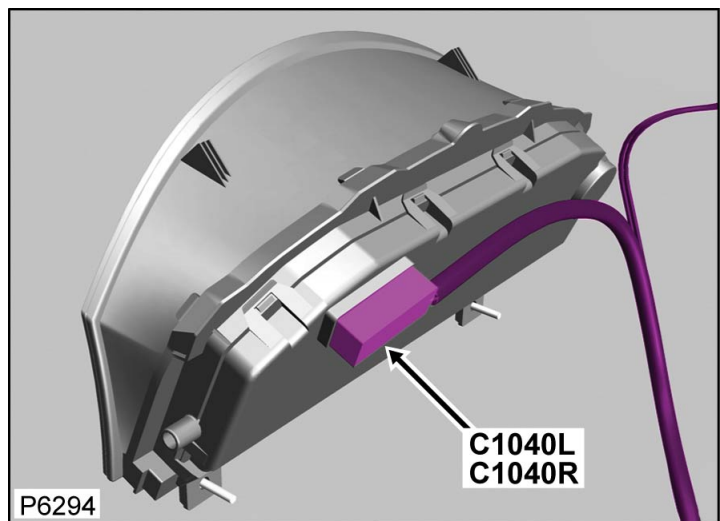
21	YPL101310	0.5D	BR	139L	C0096
22	YPL101310	0.5D	GR	139L	C0287
23	YPL101310	0.5D	GW	139L	C0287
24	YPL101310	0.5D	LGP	139L	C0536L
25	YPL101310	0.5D	RB	139L	C0288
26	YPL101310	0.5D	GN	139L	S/JOINT SJ49
27	YPL101310	0.5D	US	139L	S/JOINT SJ41
28	YPL101310	0.5D	WB	139L	C0685
29	YPL101310	0.5D	BU	151L	C0306
29	YPL101310	0.5D	BU	9	S/JOINT SJ37
30	YPL101310	0.5D	K	22L	C0057L
31	YPL101910	0.75D	GO	139L	C0376
32	YPL101310	0.5D	GB	139L	S/JOINT SJ5

**Connector: C1040L**

**Description: Instrument cluster**

**Location: Behind instrument cluster**

**Qualifier:**



**Part No.: YPC901800**

**Colour: BLACK**

**Cavities: 32WY**

**Harness: MAIN LH + RH HARNESS**

**Wire Chart**

CAV	TERMINAL	CSA	COL	CCT	DESTN
I	YPL101310	0.5D	PN	139L	C0287

**Service Repair Kits**

<b>CSA</b>	<b>0.35- 0.50 CSA</b>
<b>Cavities: 1,2,5,8,11-32</b>	

2	YPL101310	0.5D	WG	139L	C0285
5	YPL101310	0.5D	BW	9	C0501L
8	YPL101910	0.75D	YP	139L	C0376
11	YPL101310	0.5D	RS	9	C0501L
12	YPL101310	0.5D	BW	139L	C0288
13	YPL101310	0.5D	BR	139L	C0195
14	YPL101310	0.5D	WN	109L	CI624L
15	YPL101310	0.5D	YS	9	C0501L
16	YPL101310	0.5D	UB	139L	S/JOINT SJ6
17	YPL101310	0.5D	B	139L	C0288
18	YPL101310	0.5D	WP	139L	C0100
19	YPL101310	0.5D	WB	139L	C0285
20	YPL101310	0.5D	RY	139L	S/JOINT SJ47
21	YPL101310	0.5D	BR	139L	C0096
22	YPL101310	0.5D	GR	139L	C0287
23	YPL101310	0.5D	GW	139L	C0287
24	YPL101310	0.5D	LGP	139L	C0536L
25	YPL101310	0.5D	RB	139L	C0288
26	YPL101310	0.5D	GN	139L	S/JOINT SJ49
27	YPL101310	0.5D	US	139L	S/JOINT SJ41
28	YPL101310	0.5D	WB	139L	C0685
29	YPL101310	0.5D	BU	151L	C0306
29	YPL101310	0.5D	BU	9	S/JOINT SJ37
30	YPL101310	0.5D	K	22L	C0057L

418-549-04	SRK ITEM MQS FAMILY 0.75CSA	I
418-112	SRK ITEM	I
418-107	SRK ITEM PIDG RED	I
418-117	SRK ITEM	I
418-116A	SRK ITEM	I
418-616	SRK ITEM MQ FAMILY	I
418-595	SRK ITEM MPQ FAMILY	I
VUB500080		

31	YPL101910	0.75D	GO	139L	C0376
32	YPL101310	0.5D	GB	139L	S/JOINT SJ5

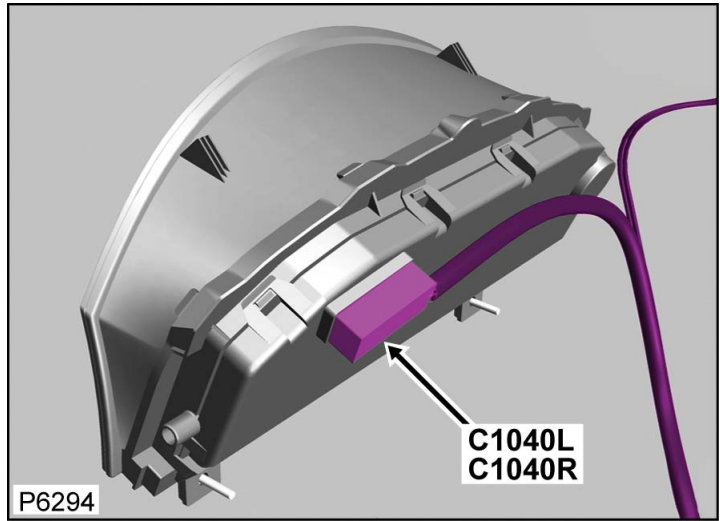
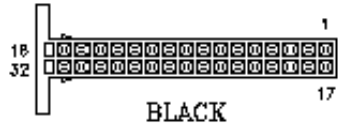
[Click here to print](#)

Connector: **C1040R**

Description: **Instrument cluster**

Location: **Behind instrument cluster**

Qualifier:



Part No.: **YPC901800**

Colour: **BLACK**

Cavities: **32WY**

Harness: **MAIN LH + RH HARNESS**

Wire Chart

CAV	TERMINAL	CSA	COL	CCT	DESTN
1	YPL101310	0.5D	PN	200R	C0287
2	YPL101310	0.5D	WG	200R	C0285
5	YPL101310	0.5D	BW	10	C0501R
8	YPL101910	0.75D	YP	200R	C0376
11	YPL101310	0.5D	RS	10	C0501R
12	YPL101310	0.5D	BW	200R	C0288
13	YPL101310	0.5D	BR	200R	C0195
14	YPL101310	0.5D	WN	109R	CI624R
15	YPL101310	0.5D	YS	10	C0501R
16	YPL101310	0.5D	UB	200R	S/JOINT SJ9
17	YPL101310	0.5D	B	200R	C0288
19	YPL101310	0.5D	WB	200R	C0285
20	YPL101310	0.5D	RY	200R	S/JOINT SJ47
21	YPL101310	0.5D	BR	200R	C0096

Service Repair Kits

CSA	0.35- 0.50 CSA	
<b>Cavities: 1,2,5,8,11-17,19-32</b>		
418-549-04	SRK ITEM MQS FAMILY 0.75CSA	I
418-112	SRK ITEM	I
418-107	SRK ITEM PIDG RED	I
418-117	SRK ITEM	I
418-116A	SRK ITEM	I
418-616	SRK ITEM MQ FAMILY	I
418-595	SRK ITEM MPQ FAMILY	I
VUB500080		

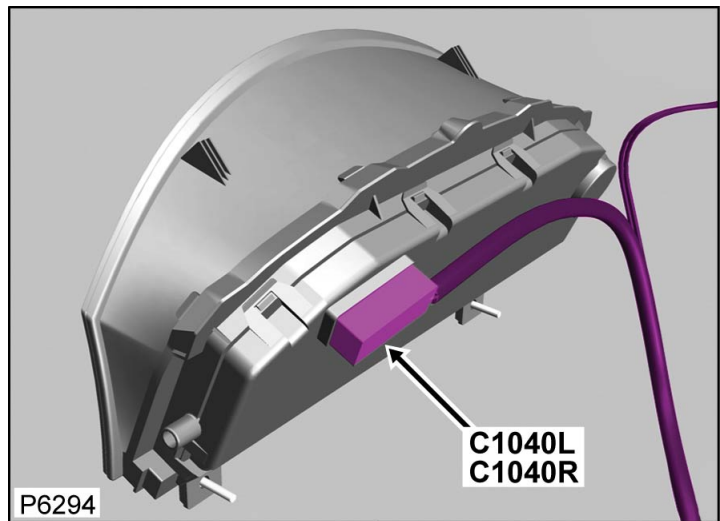
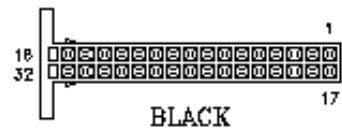
22	YPL101310	0.5D	GR	200R	C0287
23	YPL101310	0.5D	GW	200R	C0287
24	YPL101310	0.5D	LGP	200R	C0536R
25	YPL101310	0.5D	RB	200R	C0288
26	YPL101310	0.5D	GN	200R	S/JOINT SJ49
27	YPL101310	0.5D	UO	200R	S/JOINT SJ64
28	YPL101310	0.5D	WB	200R	C0685
29	YPL101310	0.5D	BU	151R	C0306
29	YPL101310	0.5D	BU	10	S/JOINT SJ53
30	YPL101310	0.5D	K	22R	C0057R
31	YPL101910	0.75D	GO	200R	C0376
32	YPL101310	0.5D	GB	200R	S/JOINT SJ10

**Connector: C1040R**

**Description: Instrument cluster**

**Location: Behind instrument cluster**

**Qualifier:**



**Part No.: YPC901800**

**Colour: BLACK**

**Cavities: 32WY**

**Harness: MAIN LH + RH HARNESS**

**Wire Chart**

CAV	TERMINAL	CSA	COL	CCT	DESTN
1	YPL101310	0.5D	PN	200R	C0287
2	YPL101310	0.5D	WG	200R	C0285

**Service Repair Kits**

<b>CSA</b>	<b>0.35- 0.50 CSA</b>	
<b>Cavities: 1,2,5,8,11-17,19-32</b>		
418-549-04	SRK ITEM MQS FAMILY 0.75CSA	1

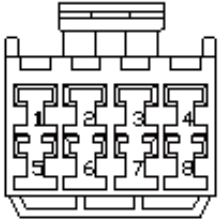
5	YPL101310	0.5D	BW	10	C0501R
8	YPL101910	0.75D	YP	200R	C0376
11	YPL101310	0.5D	RS	10	C0501R
12	YPL101310	0.5D	BW	200R	C0288
13	YPL101310	0.5D	BR	200R	C0195
14	YPL101310	0.5D	WN	109R	CI624R
15	YPL101310	0.5D	YS	10	C0501R
16	YPL101310	0.5D	UB	200R	S/JOINT SJ9
17	YPL101310	0.5D	B	200R	C0288
19	YPL101310	0.5D	WB	200R	C0285
20	YPL101310	0.5D	RY	200R	S/JOINT SJ47
21	YPL101310	0.5D	BR	200R	C0096
22	YPL101310	0.5D	GR	200R	C0287
23	YPL101310	0.5D	GW	200R	C0287
24	YPL101310	0.5D	LGP	200R	C0536R
25	YPL101310	0.5D	RB	200R	C0288
26	YPL101310	0.5D	GN	200R	S/JOINT SJ49
27	YPL101310	0.5D	UO	200R	S/JOINT SJ64
28	YPL101310	0.5D	WB	200R	C0685
29	YPL101310	0.5D	BU	151R	C0306
29	YPL101310	0.5D	BU	10	S/JOINT SJ53
30	YPL101310	0.5D	K	22R	C0057R
31	YPL101910	0.75D	GO	200R	C0376
32	YPL101310	0.5D	GB	200R	S/JOINT

418-112	SRK ITEM	I
418-107	SRK ITEM PIDG RED	I
418-117	SRK ITEM	I
418-116A	SRK ITEM	I
418-616	SRK ITEM MQ FAMILY	I
418-595	SRK ITEM MPQ FAMILY	I
VUB500080		



[Click here to print](#)

Connector: **C1042**



**NATURAL**

Part No.: **AFU3574**

Colour: **NATURAL**


Cavities: **8WY**

Harness: **MAIN LH + RH HARNESS**

Description: **Switch-Column**

Location: **Underside of steering column**

Qualifier:



**Wire Chart**

CAV	TERMINAL	CSA	COL	CCT	DESTN
1	YPL10002	2.0D	U	200R	S/JOINT SJ61
2	AFU3572	0.5D	GW	200R	C0287
3	YPL10002	1.5D	LGN	200R	S/JOINT SJ44
4	AFU3572	0.5D	GR	200R	C0287
5	YPL10002	2.0D	UW	200R	C0581R
6	YPL10002	1.5D	UR	200R	C0581R
7	YPL10002	1.5D	NP	200R	C0580R
8	YPL10002	1.5D	PB	200R	C0287

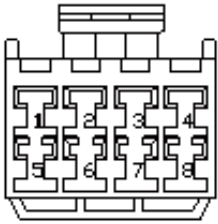
**Service Repair Kits**

CSA	1.50- 2.00 CSA	
<b>Cavities: 1,3,5-8</b>		
418-549-48	SRK ITEM DS090 FAMILY 2.0CSA	I
418-113	SRK ITEM	I
418-104	SRK ITEM R/B	I
418-108	SRK ITEM PIDG BLUE	I
418-117	SRK ITEM	I
418-116A	SRK ITEM	I
VUB001670		

CSA	0.20- 0.50 CSA	
<b>Cavities: 2,4</b>		
418-549-45	SRK ITEM DS090 FAMILY 1.5CSA	I
418-112	SRK ITEM	I
418-104	SRK ITEM R/B	I

418-107	SRK ITEM PIDG RED	I
418-117	SRK ITEM	I
418-116A	SRK ITEM	I
VUB001640		

**Connector: C1042**



**NATURAL**

**Part No.: AFU3574**

**Colour: NATURAL**


**Cavities: 8WY**

**Harness: MAIN LH + RH HARNESS**

**Description: Switch-Column**

**Location: Underside of steering column**

**Qualifier:**



**Wire Chart**

CAV	TERMINAL	CSA	COL	CCT	DESTN
1	YPL10002	2.0D	U	200R	S/JOINT SJ61
2	AFU3572	0.5D	GW	200R	C0287
3	YPL10002	1.5D	LGN	200R	S/JOINT SJ44
4	AFU3572	0.5D	GR	200R	C0287
5	YPL10002	2.0D	UW	200R	C0581R
6	YPL10002	1.5D	UR	200R	C0581R
7	YPL10002	1.5D	NP	200R	C0580R
8	YPL10002	1.5D	PB	200R	C0287

**Service Repair Kits**

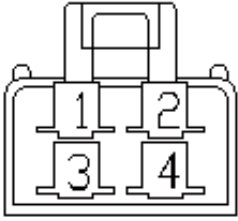
CSA	1.50- 2.00 CSA	
<b>Cavities: 1,3,5-8</b>		
418-549-48	SRK ITEM DS090 FAMILY 2.0CSA	I
418-113	SRK ITEM	I
418-104	SRK ITEM R/B	I
418-108	SRK ITEM PIDG BLUE	I
418-117	SRK ITEM	I
418-116A	SRK ITEM	I
VUB001670		

CSA	0.20- 0.50 CSA
-----	----------------

<b>Cavities: 2,4</b>		
418-549-45	SRK ITEM DS090 FAMILY I.5CSA	I
418-112	SRK ITEM	I
418-104	SRK ITEM R/B	I
418-107	SRK ITEM PIDG RED	I
418-117	SRK ITEM	I
418-116A	SRK ITEM	I
VUB001640		

[Click here to print](#)

Connector: **C1082**



NATURAL

Part No.: **AFU3855**

Colour: **NATURAL**


Cavities: **4WY**

Harness: **MAIN LH + RH HARNESS**

Description: **Lighting control switch**

Location: **Underside of steering column**

Qualifier:



**Wire Chart**

CAV	TERMINAL	CSA	COL	CCT	DESTN
1	AFU3725	2.5D	NU	I39L	C3764
2	AFU3567	1.5D	R	I39L	C0581L
4	AFU3725	2.5D	U	I39L	C3764

**Service Repair Kits**

CSA	1.75- 3.00 CSA	
<b>Cavities: 1,4</b>		
418-549-52	SRK ITEM ETN250/HM250/250 SEALED FAMILY 3.0CSA	1
418-114	SRK ITEM	1
418-105	SRK ITEM Y	1
418-109	SRK ITEM PIDG YELLOW	1
418-117	SRK ITEM	1
418-116A	SRK ITEM	1
VUB001780		

CSA	1.75- 3.00 CSA	
<b>Cavities: 1,4</b>		
YMI000430	SRK ITEM ETN250/HM250/250	1

	SEALED FAMILY 2.5CSA	
418-113	SRK ITEM	I
418-104	SRK ITEM R/B	I
418-108	SRK ITEM PIDG BLUE	I
418-117	SRK ITEM	I
418-116A	SRK ITEM	I
VUB001790		


<b>CSA</b>	<b>0.75- 1.50 CSA</b>	
<b>Cavities: 2</b>		
418-549-51	SRK ITEM ETN250 FAMILY 1.5CSA SEALED	I
418-112	SRK ITEM	I
418-104	SRK ITEM R/B	I
418-107	SRK ITEM PIDG RED	I
418-117	SRK ITEM	I
418-116A	SRK ITEM	I
VUB001770		

**Connector: C1082**

**Description: Lighting control switch**

**Location: Underside of steering column**

**Qualifier:**




**Part No.: AFU3855**

**Colour: NATURAL**

**Cavities: 4WY**

**Harness: MAIN LH + RH HARNESS**



**Wire Chart**

CAV	TERMINAL	CSA	COL	CCT	DESTN
1	AFU3725	2.5D	NU	I39L	C3764
2	AFU3567	1.5D	R	I39L	C0581L
4	AFU3725	2.5D	U	I39L	C3764

**Service Repair Kits**

CSA	1.75- 3.00 CSA	
<b>Cavities: 1,4</b>		
418-549-52	SRK ITEM ETN250/HM250/250 SEALED FAMILY 3.0CSA	I
418-114	SRK ITEM	I
418-105	SRK ITEM Y	I
418-109	SRK ITEM PIDG YELLOW	I
418-117	SRK ITEM	I
418-116A	SRK ITEM	I
VUB001780		

CSA	1.75- 3.00 CSA	
<b>Cavities: 1,4</b>		
YM1000430	SRK ITEM ETN250/HM250/250 SEALED FAMILY 2.5CSA	I
418-113	SRK ITEM	I

418-104	SRK ITEM R/B	I
418-108	SRK ITEM PIDG BLUE	I
418-117	SRK ITEM	I
418-116A	SRK ITEM	I
VUB001790		

<b>CSA</b>	<b>0.75- 1.50 CSA</b>	
<b>Cavities: 2</b>		
418-549-51	SRK ITEM ETN250 FAMILY 1.5CSA SEALED	I
418-112	SRK ITEM	I
418-104	SRK ITEM R/B	I
418-107	SRK ITEM PIDG RED	I
418-117	SRK ITEM	I
418-116A	SRK ITEM	I
VUB001770		

[Click here to print](#)

Connector: **CI102**



Part No.: **AFU3585**

Colour: **NATURAL**


Cavities: **6WY**

Harness: **TAILDOOR HARNESS**

Description: **Tail door harness to chassis harness**

Location: **Base of 'D' post RH side**

Qualifier:



**Wire Chart**

CAV	TERMINAL	CSA	COL	CCT	DESTN
1	YPJ10008	1.5D	WB	111	C0381
2	DBP8550	1.0D	GP	121	C0832
3	DBP8550	1.0D	BG	193	C0124
4	DBP8550	1.0D	WG	193	S/JOINT SJ2
6	YPJ10008	1.5D	B	193	S/JOINT SJ1
6	DBP8550	1.0D	B	1053	C0382

**Service Repair Kits**

CSA	0.30- 1.25 CSA	
<b>Cavities: 2-4,6</b>		
YMI500070	SRK ITEM HW090/HM090 SEALED FAMILY 1.0CSA	I
418-112	SRK ITEM	I
418-107	SRK ITEM PIDG RED	I
418-117	SRK ITEM	I
418-116A	SRK ITEM	I
VUB500580		

Connector: **CI102**



Part No.: **AFU3585**


Colour: **NATURAL**

Description: **Tail door harness to chassis harness**

Location: **Base of 'D' post RH side**

Qualifier:

**Cavities: 6WY**



**Harness: TAILDOOR HARNESS**

**Wire Chart**

CAV	TERMINAL	CSA	COL	CCT	DESTN
1	YPJ10008	1.5D	WB	111	C0381
2	DBP8550	1.0D	GP	121	C0832
3	DBP8550	1.0D	BG	193	C0124
4	DBP8550	1.0D	WG	193	S/JOINT SJ2
6	YPJ10008	1.5D	B	193	S/JOINT SJ1
6	DBP8550	1.0D	B	1053	C0382

**Service Repair Kits**

CSA	0.30- 1.25 CSA	
<b>Cavities: 2-4,6</b>		
YMI500070	SRK ITEM HW090/HM090 SEALED FAMILY 1.0CSA	1
418-112	SRK ITEM	1
418-107	SRK ITEM PIDG RED	1
418-117	SRK ITEM	1
418-116A	SRK ITEM	1
VUB500580		

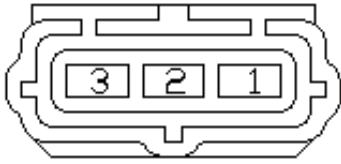
[Click here to print](#)

Connector: **C1105**

Description: **Switch-Park-Rear wiper**

Location: **Center of taildoor, behind trim panel**

Qualifier:




BLACK

Part No.: **YPCI0068**

Colour: **BLACK**

Cavities: **3WY**

Harness: **TAILDOOR HARNESS**



### Wire Chart

CAV	TERMINAL	CSA	COL	CCT	DESTN
1	AFU3802	1.0D	NLG	193	C0124
2	AFU3802	1.0D	WG	193	S/JOINT SJ2
3	AFU3802	1.5D	B	193	S/JOINT SJ1

### Service Repair Kits

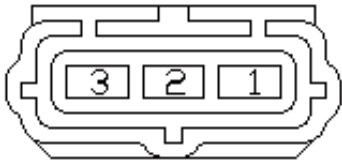
CSA	0.70- 2.00 CSA	
<b>Cavities: 1,2,3</b>		
418-549-49	SRK ITEM ECONOSEAL FAMILY 2.0CSA	1
418-113	SRK ITEM	1
418-104	SRK ITEM R/B	1
418-108	SRK ITEM PIDG BLUE	1
418-117	SRK ITEM	1
418-116A	SRK ITEM	1
VUB001680		

Connector: **C1105**

Description: **Switch-Park-Rear wiper**

Location: **Center of taildoor, behind trim panel**

Qualifier:




BLACK

Part No.: **YPCI0068**

Colour: **BLACK**

Cavities: **3WY**

Harness: **TAILDOOR HARNESS**



**Wire Chart**

CAV	TERMINAL	CSA	COL	CCT	DESTN
1	AFU3802	1.0D	NLG	193	C0124
2	AFU3802	1.0D	WG	193	S/JOINT SJ2
3	AFU3802	1.5D	B	193	S/JOINT SJ1

**Service Repair Kits**

CSA	0.70- 2.00 CSA	
<b>Cavities: 1,2,3</b>		
418-549-49	SRK ITEM ECONOSEAL FAMILY 2.0CSA	1
418-113	SRK ITEM	1
418-104	SRK ITEM R/B	1
418-108	SRK ITEM PIDG BLUE	1
418-117	SRK ITEM	1
418-116A	SRK ITEM	1
VUB001680		

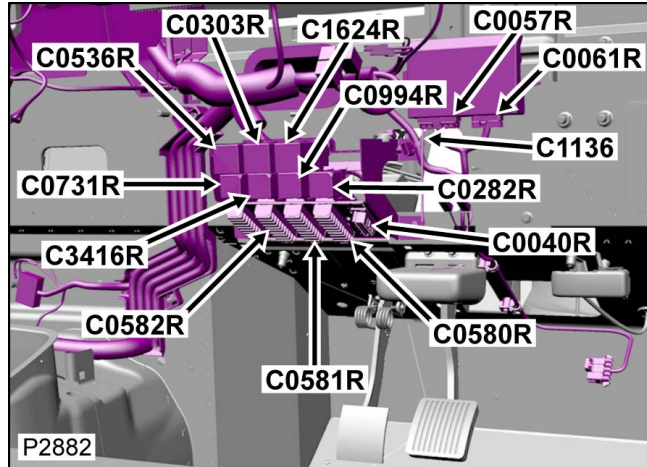
[Click here to print](#)

Connector: **C1136**

Description: **Aerial**

Location: **Behind RH side of Instrument panel**

Qualifier: **RHD condition illustrated**



Part No.: **ASSYEND**

Colour: **NO COLOUR**

Cavities: **IWY**

Harness: **MAIN LH + RH HARNESS**

Wire Chart

CAV	TERMINAL	CSA	COL	CCT	DESTN
I	ASSEMBLY	0.5D	W	22L	C0061L
I	ASSEMBLY	0.5D	W	22R	C0061R

Service Repair Kits

Refer to Harness Repair information

Se référer aux informations de réparation de faisceau

Siehe Informationen über Kabelbaumreparaturen

Vedere le informazioni che trattano le operazioni di riparazione del cablaggio

Remítase a la información sobre reparación de mazos de cables

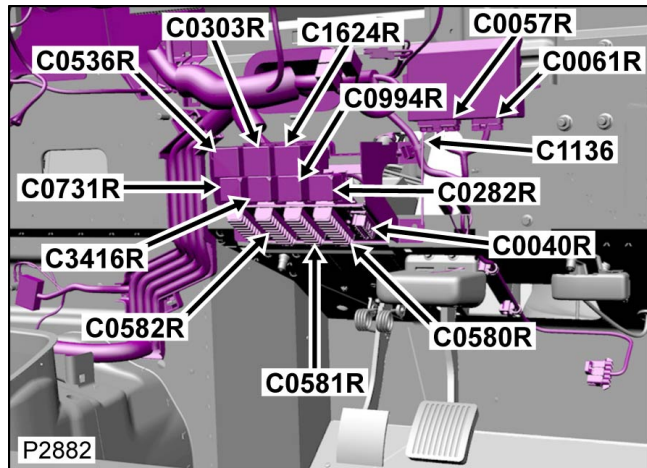
Raadpleeg de informatie over kabelboomreparaties

Connector: **C1136**

Description: **Aerial**

Location: **Behind RH side of Instrument panel**

Qualifier: **RHD condition illustrated**



Part No.: **ASSYEND**

Colour: **NO COLOUR**

Cavities: **IWY**

Harness: **MAIN LH + RH HARNESS**

Wire Chart

CAV	TERMINAL	CSA	COL	CCT	DESTN
I	ASSEMBLY	0.5D	W	22L	C0061L
I	ASSEMBLY	0.5D	W	22R	C0061R

Service Repair Kits

Refer to Harness Repair information

Se référer aux informations de réparation de faisceau

Siehe Informationen über Kabelbaumreparaturen

Wieke Informationen über Kabelboomreparaturen

Vedere le informazioni che trattano le operazioni  
di riparazione del cablaggio

Remítase a la información sobre reparación de  
mazos de cables

Raadpleeg de informatie over kabelboomreparaties


[Click here to print](#)

Connector: **C1209**

Description: **Lamp-Interior-Rear**

Location: **Rear of headlining**

Qualifier:



Part No.: **AAUI010**

Colour: **BLACK**

Cavities: **IWY**

Harness: **ROOF FRONT HARNESS**

**Wire Chart**

CAV	TERMINAL	CSA	COL	CCT	DESTN
I	AFU3262	0.5D	B	903	C0259

**Service Repair Kits**

CSA	0.30- 0.81 CSA	
<b>Cavities: I</b>		
418-549-44	SRK ITEM 250 POSI-LOCK FAMILY 1.0CSA	I
418-112	SRK ITEM	I
418-104	SRK ITEM R/B	I
418-107	SRK ITEM PIDG RED	I
418-117	SRK ITEM	I
418-116A	SRK ITEM	I
VUB001560		

Connector: **C1209**

Description: **Lamp-Interior-Rear**

Location: **Rear of headlining**

Qualifier:




BLACK

Part No.: **AAUI010**

Colour: **BLACK**

Cavities: **IWY**

Harness: **ROOF FRONT HARNESS**



**Wire Chart**

CAV	TERMINAL	CSA	COL	CCT	DESTN
I	AFU3262	0.5D	B	903	C0259

**Service Repair Kits**

CSA	0.30- 0.81 CSA	
<b>Cavities: I</b>		
418-549-44	SRK ITEM 250 POSI-LOCK FAMILY 1.0CSA	I
418-112	SRK ITEM	I
418-104	SRK ITEM R/B	I
418-107	SRK ITEM PIDG RED	I
418-117	SRK ITEM	I
418-116A	SRK ITEM	I
VUB001560		


[Click here to print](#)

Connector: **C1210**

Description: **Lamp-Interior-Front**

Location: **Front of headlining in the center**

Qualifier:



Part No.: **AAU1010**

Colour: **BLACK**

Cavities: **IWY**

Harness: **ROOF FRONT HARNESS**

**Wire Chart**

CAV	TERMINAL	CSA	COL	CCT	DESTN
I	AFU3262	0.5D	B	902	CTAP
I	AFU3262	0.5D	B	903	CTAP
I	AFU3262	0.5D	B	904	C0259

**Service Repair Kits**

CSA	0.30- 0.81 CSA	
<b>Cavities: I</b>		
418-549-44	SRK ITEM 250 POSI-LOCK FAMILY 1.0CSA	I
418-112	SRK ITEM	I
418-104	SRK ITEM R/B	I
418-107	SRK ITEM PIDG RED	I
418-117	SRK ITEM	I
418-116A	SRK ITEM	I
VUB001560		

Connector: **C1210**

Description: **Lamp-Interior-Front**

Location: **Front of headlining in the center**

Qualifier:




**Part No.: AAUI010**

**Colour: BLACK**

**Cavities: IWY**

**Harness: ROOF FRONT HARNESS**



**Wire Chart**

CAV	TERMINAL	CSA	COL	CCT	DESTN
I	AFU3262	0.5D	B	902	CTAP
I	AFU3262	0.5D	B	903	CTAP
I	AFU3262	0.5D	B	904	C0259

**Service Repair Kits**

CSA	0.30- 0.81 CSA	
<b>Cavities: I</b>		
418-549-44	SRK ITEM 250 POSI-LOCK FAMILY 1.0CSA	I
418-112	SRK ITEM	I
418-104	SRK ITEM R/B	I
418-107	SRK ITEM PIDG RED	I
418-117	SRK ITEM	I
418-116A	SRK ITEM	I
VUB001560		

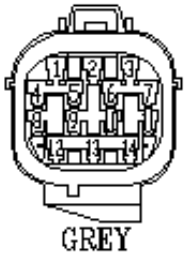
[Click here to print](#)

Connector: **C1264L**

Description: **Main harness to LH fender harness**

Location: **Rear LH side of engine compartment**

Qualifier: **LHD condition illustrated**

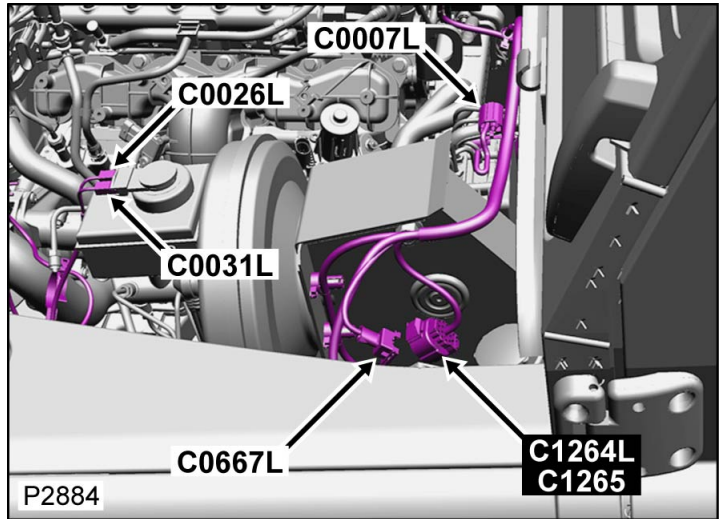


Part No.: **YPCI0549**

Colour: **GREY**

Cavities: **14WY**

Harness: **MAIN LH + RH HARNESS**



**Wire Chart**

CAV	TERMINAL	CSA	COL	CCT	DESTN
1	DBP8548	0.5D	US	139L	S/JOINT SJ41
2	YPL10027	1.5D	UK	139L	C0581L
3	YPL10027	2.0D	B	139L	C0550
4	DBP8548	0.5D	GR	139L	C0287
5	DBP8548	0.5D	RB	139L	C0288
6	DBP8548	0.75D	PB	139L	C0287
7	DBP8548	1.0D	RO	107L	C0286
8	DBP8548	1.0D	OB	22L	C0731L
9	DBP8548	1.0D	B	22L	S/JOINT SJ36
10	DBP8548	0.5D	B	22L	C0285
11	DBP8548	0.5D	B	22L	C0286
12	YPL10027	1.5D	LGB	139L	C0285
13	DBP8548	0.5D	BLG	139L	C0073
14	DBP8548	1.0D	UY	107L	S/JOINT SJ56

**Service Repair Kits**

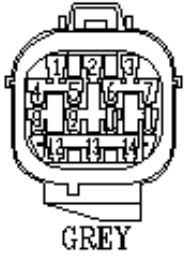
CSA	0.30- 1.25 CSA	
<b>Cavities: 1,4-11,13,14</b>		
418-549-39	SRK ITEM 090 FAMILY 1.5CSA	I
418-112	SRK ITEM	I
418-104	SRK ITEM R/B	I
418-107	SRK ITEM PIDG RED	I
418-117	SRK ITEM	I
418-116A	SRK ITEM	I
VUB001120		

**Connector: C1264L**

**Description: Main harness to LH fender harness**

**Location: Rear LH side of engine compartment**

**Qualifier: LHD condition illustrated**

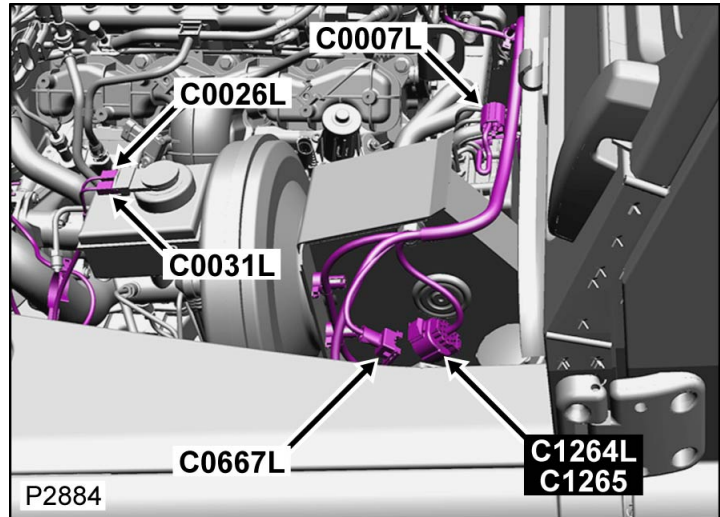


**Part No.: YPCI0549**

**Colour: GREY**

**Cavities: 14WY**

**Harness: MAIN LH + RH HARNESS**



**Wire Chart**

CAV	TERMINAL	CSA	COL	CCT	DESTN
1	DBP8548	0.5D	US	139L	S/JOINT SJ41
2	YPL10027	1.5D	UK	139L	C0581L
3	YPL10027	2.0D	B	139L	C0550
4	DBP8548	0.5D	GR	139L	C0287
5	DBP8548	0.5D	RB	139L	C0288
6	DBP8548	0.75D	PB	139L	C0287
7	DBP8548	1.0D	RO	107L	C0286
8	DBP8548	1.0D	OB	22L	C0731L
9	DBP8548	1.0D	B	22L	S/JOINT SJ36
10	DBP8548	0.5D	B	22L	C0285
11	DBP8548	0.5D	B	22L	C0286
12	YPL10027	1.5D	LGB	139L	C0285
13	DBP8548	0.5D	BLG	139L	C0073
14	DBP8548	1.0D	UY	107L	S/JOINT SJ56

**Service Repair Kits**

CSA	0.30- 1.25 CSA	
<b>Cavities: 1,4-11,13,14</b>		
418-549-39	SRK ITEM 090 FAMILY 1.5CSA	I
418-112	SRK ITEM	I
418-104	SRK ITEM R/B	I
418-107	SRK ITEM PIDG RED	I
418-117	SRK ITEM	I
418-116A	SRK ITEM	I
VUB001120		

[Click here to print](#)

Connector: **C1264R**

Description: **Main harness to LH fender harness**

Location: **Rear LH side of engine compartment**

Qualifier: **RHD condition illustrated**

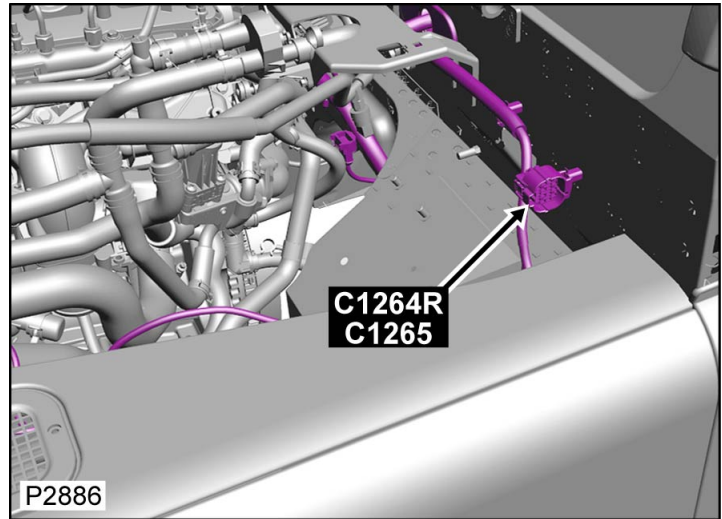


Part No.: **YPCI0549**

Colour: **GREY**

Cavities: **14WY**

Harness: **MAIN LH + RH HARNESS**



**Wire Chart**

CAV	TERMINAL	CSA	COL	CCT	DESTN
1	YPL10027	1.5D	US	200R	C0581R
2	YPL10027	1.5D	UK	200R	C0581R
3	YPL10027	2.0D	B	200R	C0550
4	DBP8548	0.5D	GR	200R	C0287
5	DBP8548	0.5D	RB	200R	C0288
6	DBP8548	0.75D	PB	200R	C0287
7	DBP8548	1.0D	RO	107R	C0286
8	DBP8548	1.0D	OB	22R	C0731R
9	DBP8548	1.0D	B	22R	S/JOINT SJ36
10	DBP8548	0.5D	B	22R	C0285
11	DBP8548	0.5D	B	22R	C0286
12	YPL10027	1.5D	LGB	200R	C0285
13	DBP8548	0.5D	BLG	200R	C0073
14	DBP8548	1.0D	UY	107R	S/JOINT SJ56

**Service Repair Kits**

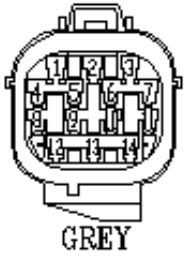
CSA	0.30- 1.25 CSA	
<b>Cavities: 4- 11,13,14</b>		
418-549-39	SRK ITEM 090 FAMILY 1.5CSA	I
418-112	SRK ITEM	I
418-104	SRK ITEM R/B	I
418-107	SRK ITEM PIDG RED	I
418-117	SRK ITEM	I
418-116A	SRK ITEM	I
VUB001120		

**Connector: C1264R**

**Description: Main harness to LH fender harness**

**Location: Rear LH side of engine compartment**

**Qualifier: RHD condition illustrated**

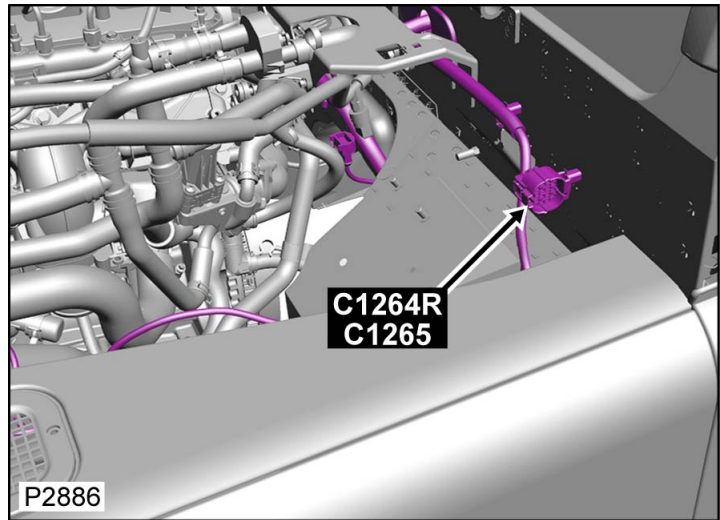


**Part No.: YPCI0549**

**Colour: GREY**

**Cavities: 14WY**

**Harness: MAIN LH + RH HARNESS**



**Wire Chart**

CAV	TERMINAL	CSA	COL	CCT	DESTN
1	YPL10027	1.5D	US	200R	C0581R
2	YPL10027	1.5D	UK	200R	C0581R
3	YPL10027	2.0D	B	200R	C0550
4	DBP8548	0.5D	GR	200R	C0287
5	DBP8548	0.5D	RB	200R	C0288
6	DBP8548	0.75D	PB	200R	C0287
7	DBP8548	1.0D	RO	107R	C0286
8	DBP8548	1.0D	OB	22R	C0731R
9	DBP8548	1.0D	B	22R	S/JOINT SJ36
10	DBP8548	0.5D	B	22R	C0285
11	DBP8548	0.5D	B	22R	C0286
12	YPL10027	1.5D	LGB	200R	C0285
13	DBP8548	0.5D	BLG	200R	C0073
14	DBP8548	1.0D	UY	107R	S/JOINT SJ56

**Service Repair Kits**

CSA	0.30- 1.25 CSA	
<b>Cavities: 4- 11,13,14</b>		
418-549-39	SRK ITEM 090 FAMILY 1.5CSA	1
418-112	SRK ITEM	1
418-104	SRK ITEM R/B	1
418-107	SRK ITEM PIDG RED	1
418-117	SRK ITEM	1
418-116A	SRK ITEM	1
VUB001120		

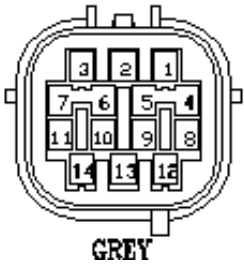
[Click here to print](#)

Connector: **C1265**

Description: **LH fender harness to main harness**

Location: **Rear LH side of engine compartment**

Qualifier: **LHD condition illustrated**

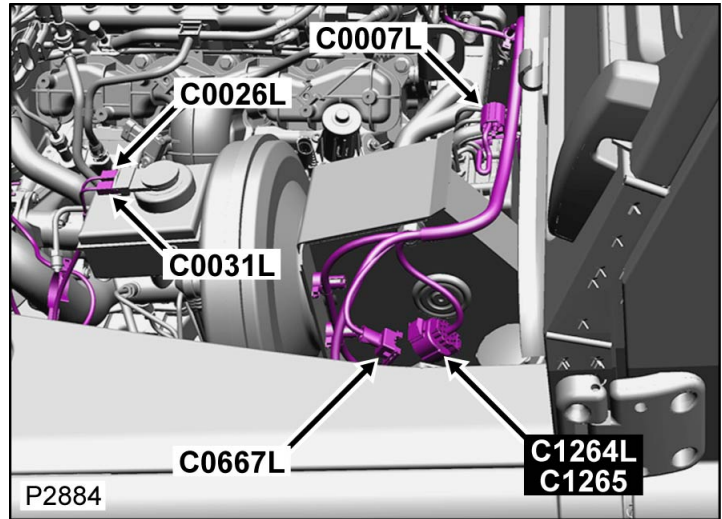


Part No.: **YPCI0469**

Colour: **GREY**

Cavities: **14WY**

Harness: **WING LH HARNESS**



**Wire Chart**

CAV	TERMINAL	CSA	COL	CCT	DESTN
1	YPJ10008	1.5D	US	499	C0009
2	YPJ10008	1.5D	UK	499	C0009
3	YPJ10008	1.5D	B	499	C0009
4	DBP8550	0.75D	GR	499	C0001
5	DBP8550	0.5D	RB	499	C0538
6	DBP8550	0.75D	PB	896	C0003
6	DBP8550	0.75D	PB	897	CI913
7	DBP8550	1.0D	UO	898	CI007
7	DBP8550	0.5D	RO	107	C0071
7	DBP8550	1.0D	UO	897	CI007
8	DBP8550	1.0D	OB	295	C0520
9	DBP8550	1.0D	B	828	C0666
10	DBP8550	0.5D	B	828	C0666
11	DBP8550	0.5D	B	828	C0666
12	DBP8550	0.5D	LGB	499	C0008

**Service Repair Kits**

CSA	0.30- 1.25 CSA	
<b>Cavities: 4,5-14</b>		
YMI500070	SRK ITEM HW090/HM090 SEALED FAMILY 1.0CSA	I
418-112	SRK ITEM	I
418-107	SRK ITEM PIDG RED	I
418-117	SRK ITEM	I
418-116A	SRK ITEM	I
VUB500580		

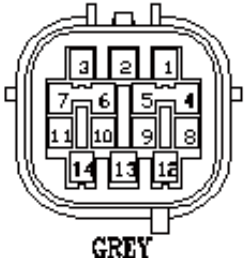
13	DBP8550	0.5D	BLG	499	C0021
14	DBP8550	0.5D	UY	107	C0071

**Connector: C1265**

**Description: LH fender harness to main harness**

**Location: Rear LH side of engine compartment**

**Qualifier: LHD condition illustrated**

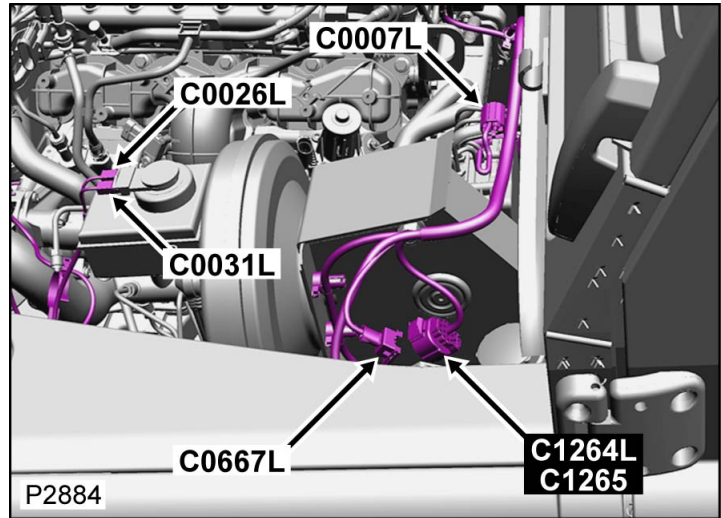


**Part No.: YPCI0469**

**Colour: GREY**

**Cavities: 14WY**

**Harness: WING LH HARNESS**



**Wire Chart**

CAV	TERMINAL	CSA	COL	CCT	DESTN
1	YPJ10008	1.5D	US	499	C0009
2	YPJ10008	1.5D	UK	499	C0009
3	YPJ10008	1.5D	B	499	C0009
4	DBP8550	0.75D	GR	499	C0001
5	DBP8550	0.5D	RB	499	C0538
6	DBP8550	0.75D	PB	896	C0003
6	DBP8550	0.75D	PB	897	C1913
7	DBP8550	1.0D	UO	898	C1007
7	DBP8550	0.5D	RO	107	C0071
7	DBP8550	1.0D	UO	897	C1007
8	DBP8550	1.0D	OB	295	C0520
9	DBP8550	1.0D	B	828	C0666
10	DBP8550	0.5D	B	828	C0666
11	DBP8550	0.5D	B	828	C0666


**Service Repair Kits**

CSA	0.30- 1.25 CSA	
<b>Cavities: 4,5-14</b>		
YMI500070	SRK ITEM HW090/HM090 SEALED FAMILY 1.0CSA	I
418-112	SRK ITEM	I
418-107	SRK ITEM PIDG RED	I
418-117	SRK ITEM	I
418-116A	SRK ITEM	I
VUB500580		

12	DBP8550	0.5D	LGB	499	C0008
13	DBP8550	0.5D	BLG	499	C0021
14	DBP8550	0.5D	UY	107	C0071

[Click here to print](#)

Connector: **C1266**



Part No.: **YPCI0633**

Colour: **GREY**

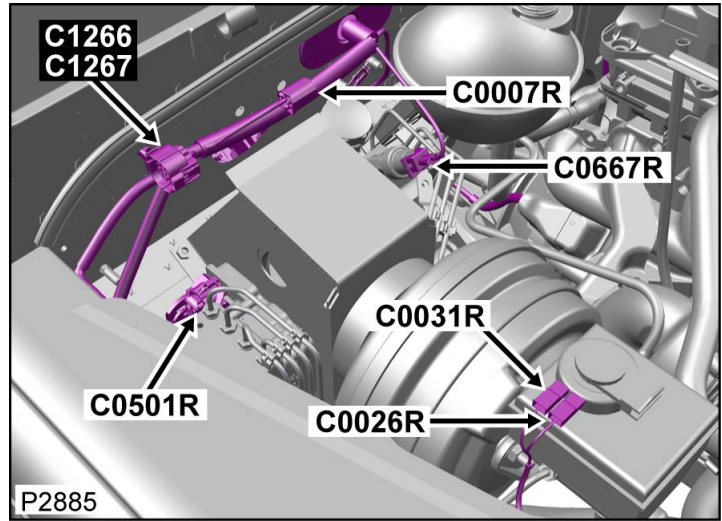
Cavities: **10WY**

Harness: **MAIN LH + RH HARNESS**

Description: **Main harness to RH fender harness**

Location: **Rear RH side of engine compartment**

Qualifier: **RHD condition illustrated**



**Wire Chart**

CAV	TERMINAL	CSA	COL	CCT	DESTN
1	YPL10027	1.5D	UO	139L	C0581L
1	YPL10027	1.5D	UO	200R	S/JOINT SJ64
2	YPL10027	1.5D	UB	139L	C0581L
2	YPL10027	1.5D	UB	200R	C0581R
3	YPL10027	1.5D	B	499	C0550
4	DBP8548	0.5D	GW	499	C0287
5	DBP8548	1.0D	RO	499	S/JOINT SJ50
6	DBP8548	0.75D	PB	499	C0287
7	DBP8548	1.0D	RO	107	C0286
8	DBP8548	1.0D	UY	107	S/JOINT SJ56

**Service Repair Kits**

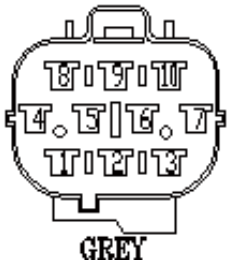
CSA	0.30- 1.25 CSA	
<b>Cavities: 4,5-8</b>		
418-549-39	SRK ITEM 090 FAMILY 1.5CSA	1
418-112	SRK ITEM	1
418-104	SRK ITEM R/B	1
418-107	SRK ITEM PIDG RED	1
418-117	SRK ITEM	1
418-116A	SRK ITEM	1
VUB001120		

Connector: **C1266**

Description: **Main harness to RH fender harness**

Location: **Rear RH side of engine compartment**

Qualifier: **RHD condition illustrated**

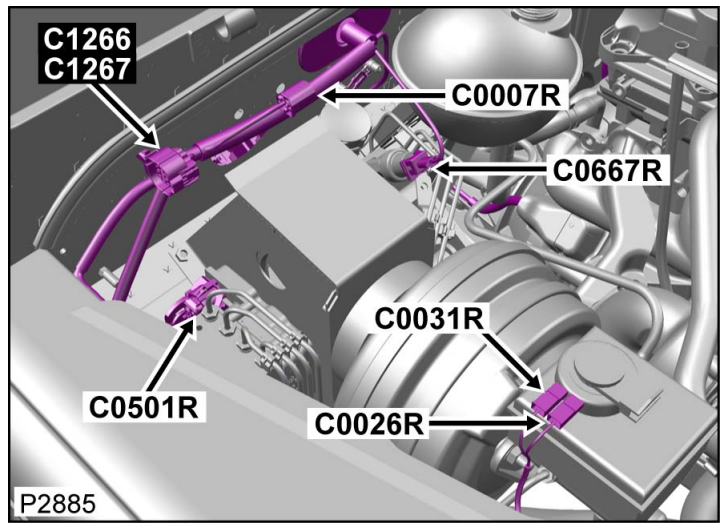


**Part No.: YPCI0633**

**Colour: GREY**

**Cavities: 10WY**

**Harness: MAIN LH + RH HARNESS**



**Wire Chart**

CAV	TERMINAL	CSA	COL	CCT	DESTN
1	YPL10027	1.5D	UO	139L	C0581L
1	YPL10027	1.5D	UO	200R	S/JOINT SJ64
2	YPL10027	1.5D	UB	139L	C0581L
2	YPL10027	1.5D	UB	200R	C0581R
3	YPL10027	1.5D	B	499	C0550
4	DBP8548	0.5D	GW	499	C0287
5	DBP8548	1.0D	RO	499	S/JOINT SJ50
6	DBP8548	0.75D	PB	499	C0287
7	DBP8548	1.0D	RO	107	C0286
8	DBP8548	1.0D	UY	107	S/JOINT SJ56

**Service Repair Kits**

CSA	0.30- 1.25 CSA	
<b>Cavities: 4,5-8</b>		
418-549-39	SRK ITEM 090 FAMILY 1.5CSA	1
418-112	SRK ITEM	1
418-104	SRK ITEM R/B	1
418-107	SRK ITEM PIDG RED	1
418-117	SRK ITEM	1
418-116A	SRK ITEM	1
VUB001120		

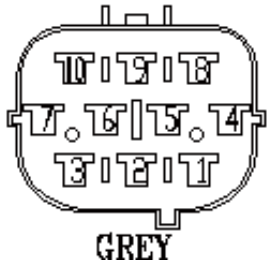
[Click here to print](#)

Connector: **C1267**

Description: **RH fender harness to main harness**

Location: **Rear RH side of engine compartment**

Qualifier: **RHD condition illustrated**

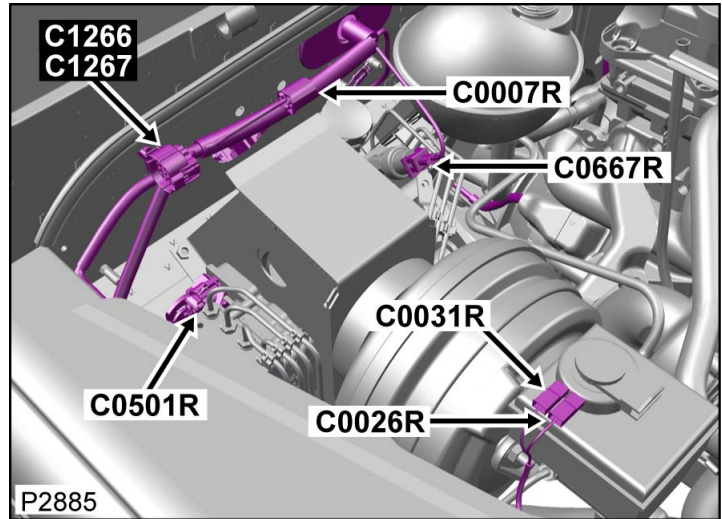


Part No.: **YPCI0468**

Colour: **GREY**

Cavities: **10WY**

Harness: **WING RH HARNESS**



Wire Chart

CAV	TERMINAL	CSA	COL	CCT	DESTN
1	YPJ10008	1.5D	UO	499	C0011
2	YPJ10008	1.5D	UB	499	C0011
3	YPJ10008	1.5D	B	107	C0011
3	YPJ10008	1.5D	B	896	C0011
3	YPJ10008	1.5D	B	897	C0011
3	YPJ10008	1.5D	B	898	C0011
4	DBP8550	0.75D	GW	499	C0002
5	DBP8550	0.5D	RO	899	C0537
5	DBP8550	0.5D	RB	897	C0537
6	DBP8550	0.75D	PB	899	C0004
7	DBP8550	0.5D	RO	107	C0070
7	DBP8550	1.0D	UO	897	CI008
7	DBP8550	1.0D	UO	898	CI008
8	DBP8550	0.5D	UY	107	C0070
9	YPJ10008	1.5D	NW	765	C0014

Service Repair Kits

CSA	0.30- 1.25 CSA	
<b>Cavities: 4,5-8</b>		
YMI500070	SRK ITEM HW090/HM090 SEALED FAMILY 1.0CSA	I
418-112	SRK ITEM	I
418-107	SRK ITEM PIDG RED	I
418-117	SRK ITEM	I
418-116A	SRK ITEM	I
VUB500580		

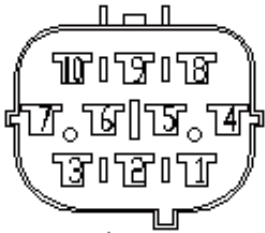
10	YPJ10008	1.5D	NG	765	C0014
----	----------	------	----	-----	-------

**Connector: C1267**

**Description: RH fender harness to main harness**

**Location: Rear RH side of engine compartment**

**Qualifier: RHD condition illustrated**



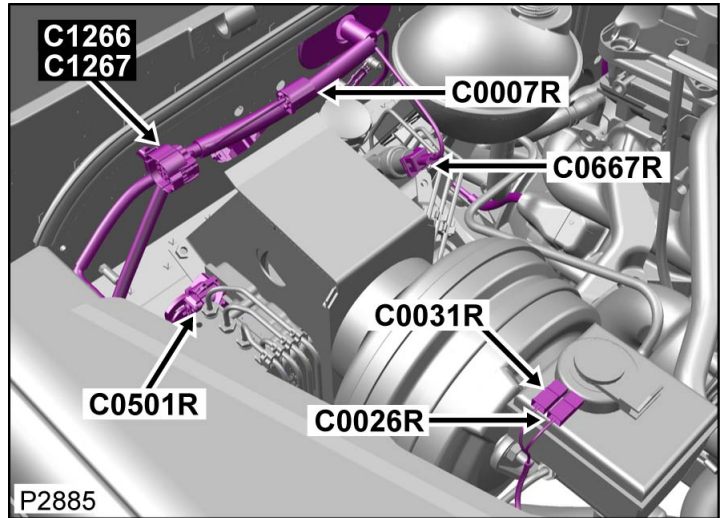
**GREY**

**Part No.: YPCI0468**

**Colour: GREY**

**Cavities: 10WY**

**Harness: WING RH HARNESS**



**Wire Chart**

CAV	TERMINAL	CSA	COL	CCT	DESTN
1	YPJ10008	1.5D	UO	499	C0011
2	YPJ10008	1.5D	UB	499	C0011
3	YPJ10008	1.5D	B	107	C0011
3	YPJ10008	1.5D	B	896	C0011
3	YPJ10008	1.5D	B	897	C0011
3	YPJ10008	1.5D	B	898	C0011
4	DBP8550	0.75D	GW	499	C0002
5	DBP8550	0.5D	RO	899	C0537
5	DBP8550	0.5D	RB	897	C0537
6	DBP8550	0.75D	PB	899	C0004
7	DBP8550	0.5D	RO	107	C0070
7	DBP8550	1.0D	UO	897	C1008
7	DBP8550	1.0D	UO	898	C1008
8	DBP8550	0.5D	UY	107	C0070
9	YPJ10008	1.5D	NW	765	C0014

**Service Repair Kits**

CSA	0.30- 1.25 CSA	
<b>Cavities: 4,5-8</b>		
YMI500070	SRK ITEM HW090/HM090 SEALED FAMILY 1.0CSA	1
418-112	SRK ITEM	1
418-107	SRK ITEM PIDG RED	1
418-117	SRK ITEM	1
418-116A	SRK ITEM	1
VUB500580		

10	YPJ10008	1.5D	NG	765	C0014
----	----------	------	----	-----	-------

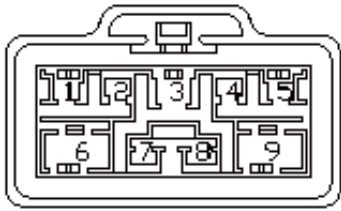
[Click here to print](#)

Connector: **C1305**

Description: **Chassis harness to trailer harness**

Location: **Below RH rear wheelarch**

Qualifier:




GREY

Part No.: **YPCI14850**

Colour: **GREY**

Cavities: **9WY**

Harness: **CHASSIS HARNESS**



**Wire Chart**

CAV	TERMINAL	CSA	COL	CCT	DESTN
1	YPL101830	1.5D	GR	772	S/JOINT SJ22
1	YPL101830	1.5D	GR	985	S/JOINT SJ7
2	YPL101830	1.5D	RB	772	S/JOINT SJ23
2	YPL101830	1.5D	RB	985	C0140
3	YPL101830	1.5D	GW	772	S/JOINT SJ25
3	YPL101830	1.5D	GW	985	S/JOINT SJ6
4	YPL101830	1.5D	RO	772	S/JOINT SJ24
4	YPL101830	1.5D	RO	985	S/JOINT SJ8
5	YPL101830	1.5D	GP	772	S/JOINT SJ21
5	YPL101830	1.5D	GP	985	S/JOINT SJ5
6	YPL101700	2.5D	P	772	C1763

**Service Repair Kits**

CSA	2.00- 3.00 CSA	
<b>Cavities: 6,9</b>		
418-104	SRK ITEM R/B	I
418-108	SRK ITEM PIDG BLUE	I
418-113	SRK ITEM	I
418-116A	SRK ITEM	I
418-117	SRK ITEM	I
YMI901750	SRK ITEM	I
VUB902340		

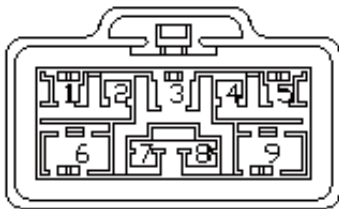
6	YPL101700	2.5D	P	985	C1759
7	YPL101830	1.5D	GN	772	C1763
7	YPL101830	1.5D	GN	985	C1759
8	YPL101830	1.5D	RY	772	C1763
8	YPL101830	1.5D	RY	985	C1759
9	YPL101700	2.0D	B	772	S/JOINT SJ26
9	YPL101700	2.0D	B	985	S/JOINT SJ4

**Connector: C1305**

**Description: Chassis harness to trailer harness**

**Location: Below RH rear wheelarch**

**Qualifier:**




**GREY**

**Part No.: YPCI14850**

**Colour: GREY**

**Cavities: 9WY**

**Harness: CHASSIS HARNESS**



**Wire Chart**

CAV	TERMINAL	CSA	COL	CCT	DESTN
1	YPL101830	1.5D	GR	772	S/JOINT SJ22
1	YPL101830	1.5D	GR	985	S/JOINT SJ7
2	YPL101830	1.5D	RB	772	S/JOINT SJ23
2	YPL101830	1.5D	RB	985	C0140
3	YPL101830	1.5D	GW	772	S/JOINT SJ25
3	YPL101830	1.5D	GW	985	S/JOINT SJ6

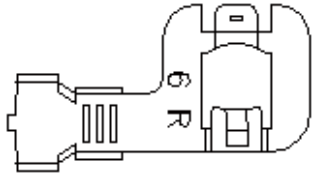
**Service Repair Kits**

CSA	2.00- 3.00 CSA	
<b>Cavities: 6,9</b>		
418-104	SRK ITEM R/B	I
418-108	SRK ITEM PIDG BLUE	I
418-113	SRK ITEM	I
418-116A	SRK ITEM	I
418-117	SRK ITEM	I
YMI901750	SRK ITEM	I
VUB902340		

4	YPL101830	1.5D	RO	772	S/JOINT SJ24
4	YPL101830	1.5D	RO	985	S/JOINT SJ8
5	YPL101830	1.5D	GP	772	S/JOINT SJ21
5	YPL101830	1.5D	GP	985	S/JOINT SJ5
6	YPL101700	2.5D	P	772	C1763
6	YPL101700	2.5D	P	985	C1759
7	YPL101830	1.5D	GN	772	C1763
7	YPL101830	1.5D	GN	985	C1759
8	YPL101830	1.5D	RY	772	C1763
8	YPL101830	1.5D	RY	985	C1759
9	YPL101700	2.0D	B	772	S/JOINT SJ26
9	YPL101700	2.0D	B	985	S/JOINT SJ4

[Click here to print](#)

Connector: **C1398**



Part No.: **YPG800220**

Colour: **TIN PLATED**

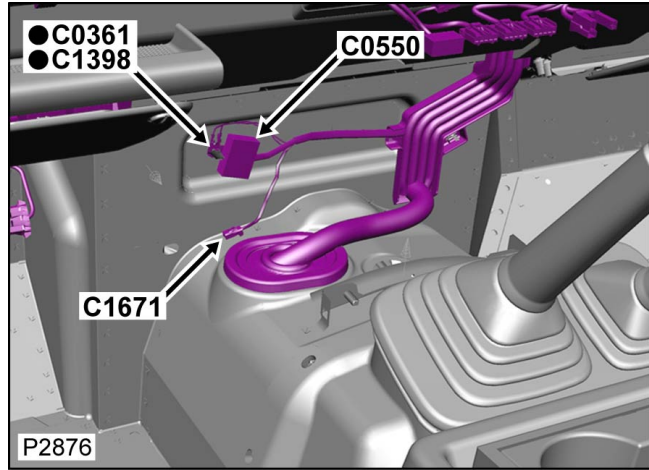
Cavities: **IWY**

Harness: **MAIN LH + RH HARNESS**

Description: **Ground point**

Location: **Behind center of Instrument panel**

Qualifier:



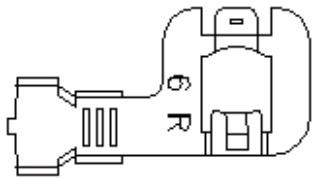
**Wire Chart**

CAV	TERMINAL	CSA	COL	CCT	DESTN
I	-	1.0D	B	22	C0488
I	-	1.5D	B	499	C0288

**Service Repair Kits**

Refer to Harness Repair information  
Se référer aux informations de réparation de faisceau  
Siehe Informationen über Kabelbaumreparaturen  
Vedere le informazioni che trattano le operazioni  
di riparazione del cablaggio  
Remítase a la información sobre reparación de  
mazos de cables  
Raadpleeg de informatie over kabelboomreparaties

Connector: **C1398**



Part No.: **YPG800220**

Colour: **TIN PLATED**

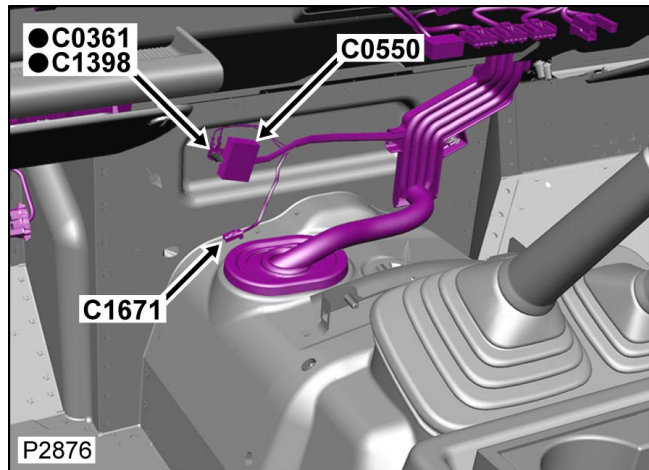
Cavities: **IWY**

Harness: **MAIN LH + RH HARNESS**

Description: **Ground point**

Location: **Behind center of Instrument panel**

Qualifier:



**Wire Chart**

CAV	TERMINAL	CSA	COL	CCT	DESTN
I	-	1.0D	B	22	C0488
I	-	1.5D	B	499	C0288

**Service Repair Kits**

Refer to Harness Repair information  
Se référer aux informations de réparation de faisceau  
Siehe Informationen über Kabelbaumreparaturen

Wieke Informationen über Kabelboomreparaturen

Vedere le informazioni che trattano le operazioni  
di riparazione del cablaggio

Remítase a la información sobre reparación de  
mazos de cables

Raadpleeg de informatie over kabelboomreparaties

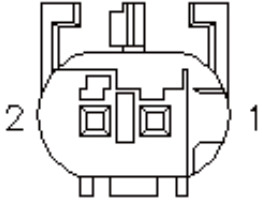
[Click here to print](#)

Connector: **C1401**

Description: **Main harness to link harness**

Location: **Beneath LH Front seat**

Qualifier:



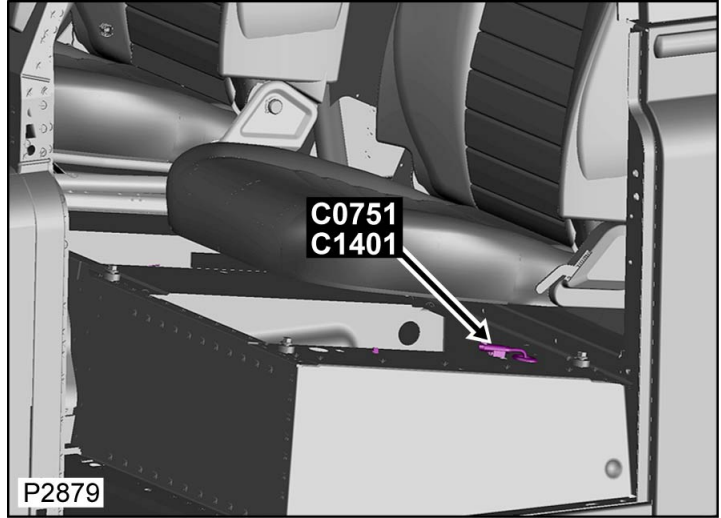
BLACK

Part No.: **YPCI10710**

Colour: **BLACK**

Cavities: **2WY**

Harness: **MAIN LH + RH HARNESS**



Wire Chart

CAV	TERMINAL	CSA	COL	CCT	DESTN
1	YPJ100640	0.75D	US	766	C0250
2	YPJ100620	0.5D	B	766	S/JOINT SJ12

Service Repair Kits

CSA	0.75- 0.75 CSA	
<b>Cavities: 1</b>		
418-104	SRK ITEM R/B	I
418-107	SRK ITEM PIDG RED	I
418-112	SRK ITEM	I
418-116A	SRK ITEM	I
418-117	SRK ITEM	I
YMI902330	SRK ITEM	I
VUB902800		

CSA	0.25- 0.50 CSA	
<b>Cavities: 2</b>		
418-587-03	SRK ITEM 0.50CSA	I
418-112	SRK ITEM	I
418-107	SRK ITEM PIDG RED	I
418-117	SRK ITEM	I

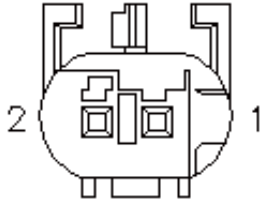
418-116A	SRK ITEM	I
VUB901200		

**Connector: C1401**

**Description: Main harness to link harness**

**Location: Beneath LH Front seat**

**Qualifier:**



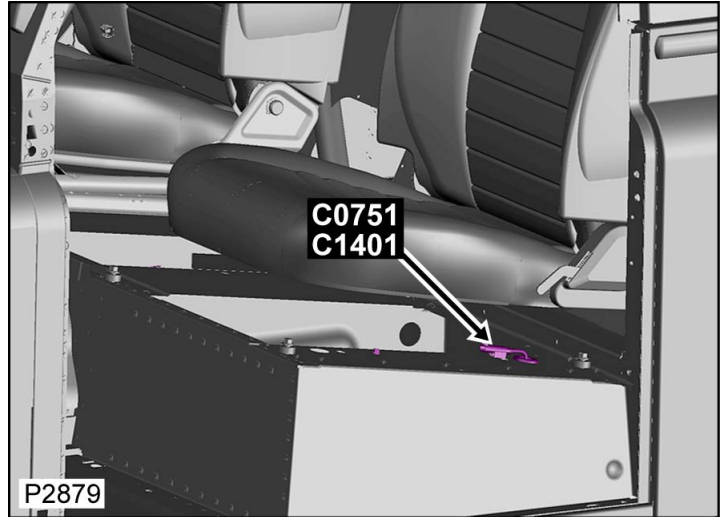
**BLACK**

**Part No.: YPCI10710**

**Colour: BLACK**

**Cavities: 2WY**

**Harness: MAIN LH + RH HARNESS**



**Wire Chart**

CAV	TERMINAL	CSA	COL	CCT	DESTN
1	YPJ100640	0.75D	US	766	C0250
2	YPJ100620	0.5D	B	766	S/JOINT SJ12

**Service Repair Kits**

CSA	0.75- 0.75 CSA	
<b>Cavities: 1</b>		
418-104	SRK ITEM R/B	I
418-107	SRK ITEM PIDG RED	I
418-112	SRK ITEM	I
418-116A	SRK ITEM	I
418-117	SRK ITEM	I
YMI902330	SRK ITEM	I
VUB902800		

CSA	0.25- 0.50 CSA	
<b>Cavities: 2</b>		
418-587-03	SRK ITEM 0.50CSA	I
418-112	SRK ITEM	I

418-107	SRK ITEM PIDG RED	I
418-117	SRK ITEM	I
418-116A	SRK ITEM	I
VUB901200		

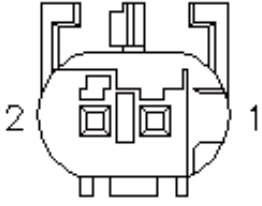
[Click here to print](#)

Connector: **C1403**

Description: **Main harness to link harness**

Location: **Beneath RH Front seat**

Qualifier:



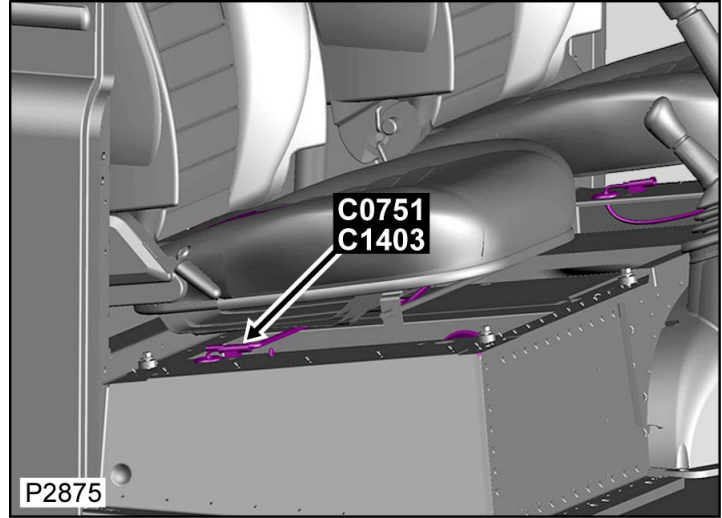
BLACK

Part No.: **YPCI10710**

Colour: **BLACK**

Cavities: **2WY**

Harness: **MAIN LH + RH HARNESS**



**Wire Chart**

CAV	TERMINAL	CSA	COL	CCT	DESTN
1	YPJ100640	0.75D	UK	766	C0249
2	YPJ100620	0.5D	B	766	S/JOINT SJ12

**Service Repair Kits**

CSA	0.75- 0.75 CSA	
<b>Cavities: 1</b>		
418-104	SRK ITEM R/B	I
418-107	SRK ITEM PIDG RED	I
418-112	SRK ITEM	I
418-116A	SRK ITEM	I
418-117	SRK ITEM	I
YMI902330	SRK ITEM	I
VUB902800		

CSA	0.25- 0.50 CSA	
<b>Cavities: 2</b>		
418-587-03	SRK ITEM 0.50CSA	I
418-112	SRK ITEM	I
418-107	SRK ITEM PIDG RED	I
418-117	SRK ITEM	I

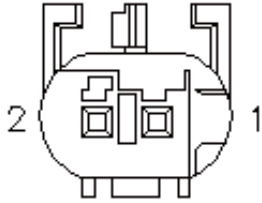
418-116A	SRK ITEM	I
VUB901200		

**Connector: C1403**

**Description: Main harness to link harness**

**Location: Beneath RH Front seat**

**Qualifier:**



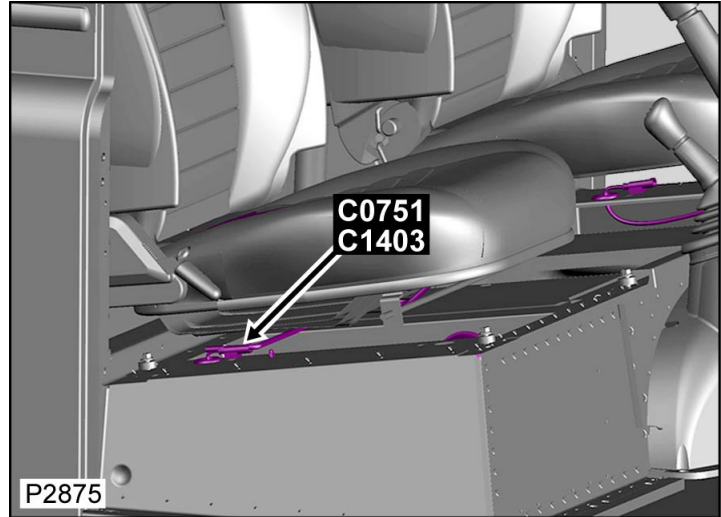
**BLACK**

**Part No.: YPCI10710**

**Colour: BLACK**

**Cavities: 2WY**

**Harness: MAIN LH + RH HARNESS**



**Wire Chart**

CAV	TERMINAL	CSA	COL	CCT	DESTN
1	YPJ100640	0.75D	UK	766	C0249
2	YPJ100620	0.5D	B	766	S/JOINT SJ12

**Service Repair Kits**

CSA	0.75- 0.75 CSA	
<b>Cavities: 1</b>		
418-104	SRK ITEM R/B	I
418-107	SRK ITEM PIDG RED	I
418-112	SRK ITEM	I
418-116A	SRK ITEM	I
418-117	SRK ITEM	I
YMI902330	SRK ITEM	I
VUB902800		

CSA	0.25- 0.50 CSA	
<b>Cavities: 2</b>		
418-587-03	SRK ITEM 0.50CSA	I
418-112	SRK ITEM	I

418-107	SRK ITEM PIDG RED	I
418-117	SRK ITEM	I
418-116A	SRK ITEM	I
VUB901200		

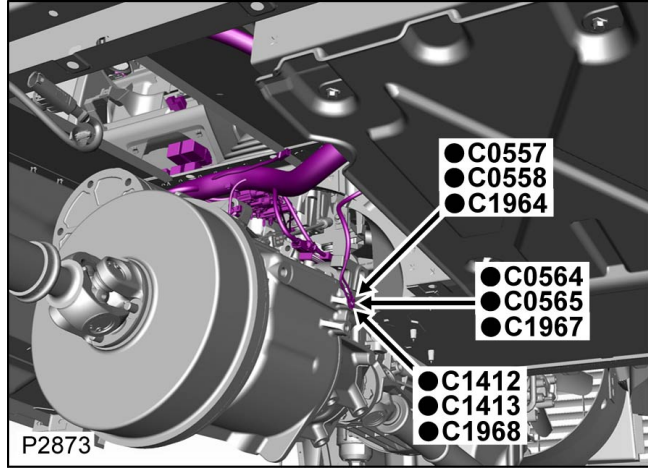
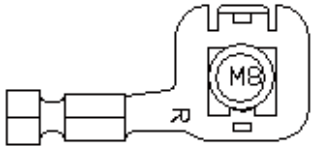
[Click here to print](#)

Connector: **CI412**

Description: **Ground point**

Location: **RH side of transfer box**

Qualifier:



Part No.: **YPG900120**

Colour: **TIN PLATED**

Cavities: **IWY**

Harness: **CHASSIS HARNESS**

**Wire Chart**

CAV	TERMINAL	CSA	COL	CCT	DESTN
I	-	4.0D	B	772	S/J JOINT SJI

**Service Repair Kits**

Refer to Harness Repair information

Se référer aux informations de réparation de faisceau

Siehe Informationen über Kabelbaumreparaturen

Vedere le informazioni che trattano le operazioni di riparazione del cablaggio

Remítase a la información sobre reparación de mazos de cables

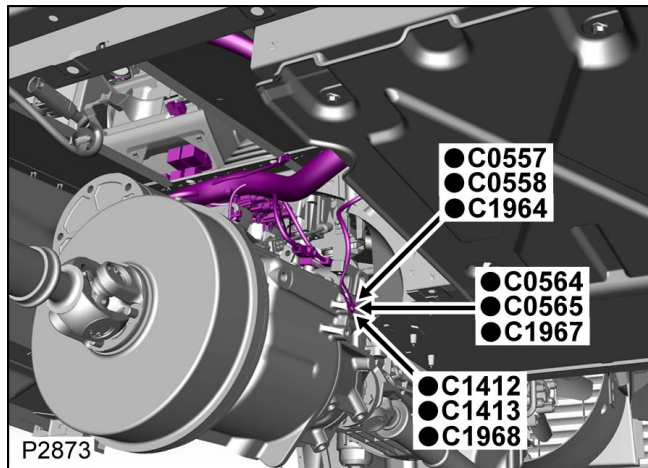
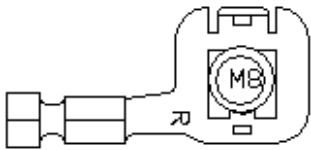
Raadpleeg de informatie over kabelboomreparaties

Connector: **CI412**

Description: **Ground point**

Location: **RH side of transfer box**

Qualifier:



Part No.: **YPG900120**

Colour: **TIN PLATED**

Cavities: **IWY**

Harness: **CHASSIS HARNESS**

**Wire Chart**

CAV	TERMINAL	CSA	COL	CCT	DESTN
I	-	4.0D	B	772	S/J JOINT SJI

**Service Repair Kits**

Refer to Harness Repair information

Se référer aux informations de réparation de faisceau

Siehe Informationen über Kabelbaumreparaturen

Wieke Informationen über Kabelboomreparaturen

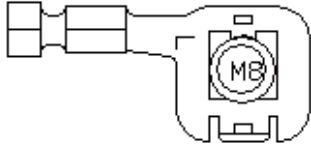
Vedere le informazioni che trattano le operazioni  
di riparazione del cablaggio

Remítase a la información sobre reparación de  
mazos de cables

Raadpleeg de informatie over kabelboomreparaties

[Click here to print](#)

Connector: **CI413**



Part No.: **YPG900110**

Colour: **TIN PLATED**

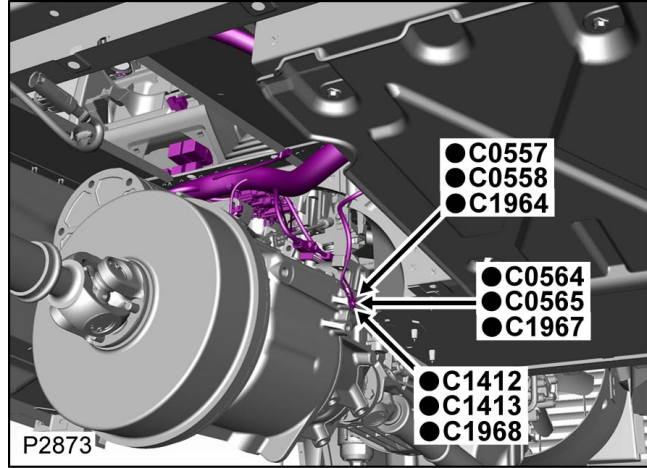
Cavities: **IWY**

Harness: **CHASSIS HARNESS**

Description: **Ground point**

Location: **RH side of transfer box**

Qualifier:



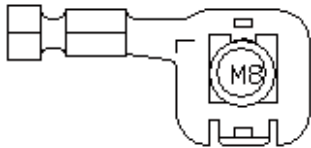
**Wire Chart**

CAV	TERMINAL	CSA	COL	CCT	DESTN
I	-	4.0D	B	772	S/Joint SJ26

**Service Repair Kits**

Refer to Harness Repair information  
Se référer aux informations de réparation de faisceau  
Siehe Informationen über Kabelbaumreparaturen  
Vedere le informazioni che trattano le operazioni  
di riparazione del cablaggio  
Remítase a la información sobre reparación de  
mazos de cables  
Raadpleeg de informatie over kabelboomreparaties

Connector: **CI413**



Part No.: **YPG900110**

Colour: **TIN PLATED**

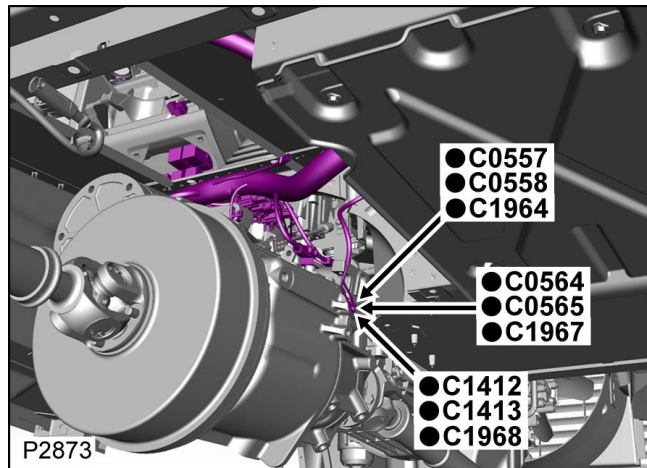
Cavities: **IWY**

Harness: **CHASSIS HARNESS**

Description: **Ground point**

Location: **RH side of transfer box**

Qualifier:



**Wire Chart**

CAV	TERMINAL	CSA	COL	CCT	DESTN
I	-	4.0D	B	772	S/Joint SJ26

**Service Repair Kits**

Refer to Harness Repair information  
Se référer aux informations de réparation de faisceau  
Siehe Informationen über Kabelbaumreparaturen

Wieke Informationen über Kabelboomreparaturen

Vedere le informazioni che trattano le operazioni  
di riparazione del cablaggio

Remítase a la información sobre reparación de  
mazos de cables

Raadpleeg de informatie over kabelboomreparaties

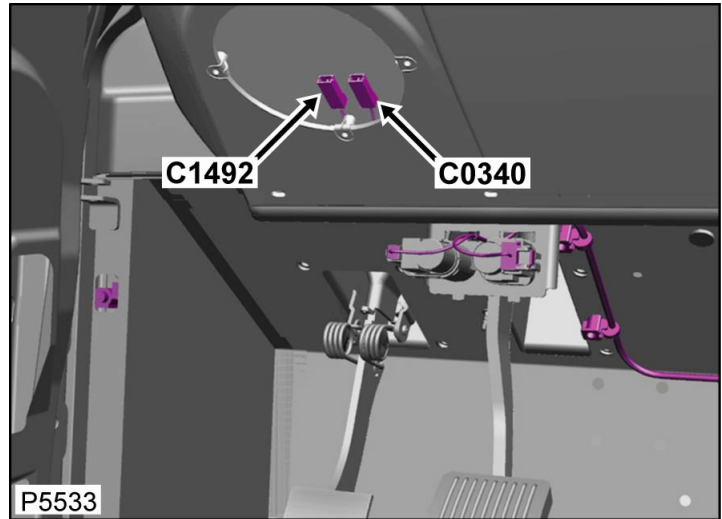
[Click here to print](#)

Connector: **C1492**

Description: **Front Speaker-LH**

Location: **Instrument panel-left-lower**

Qualifier:



Part No.: **AAUI010**

Colour: **BLACK**

Cavities: **IWY**

Harness: **MAIN LH + RH HARNESS**

**Wire Chart**

CAV	TERMINAL	CSA	COL	CCT	DESTN
I	ADU9566	0.5D	BN	769	C0092
I	ADU9566	0.5D	BN	769	C0530

**Service Repair Kits**

CSA	0.70- 2.00 CSA	
<b>Cavities: I</b>		
418-549-43	SRK ITEM 250 POSI-LOCK FAMILY 2.5CSA	I
418-113	SRK ITEM	I
418-108	SRK ITEM PIDG BLUE	I
418-117	SRK ITEM	I
418-116A	SRK ITEM	I
VUB001540		

Connector: **C1492**

Description: **Front Speaker-LH**

Location: **Instrument panel-left-lower**

Qualifier:



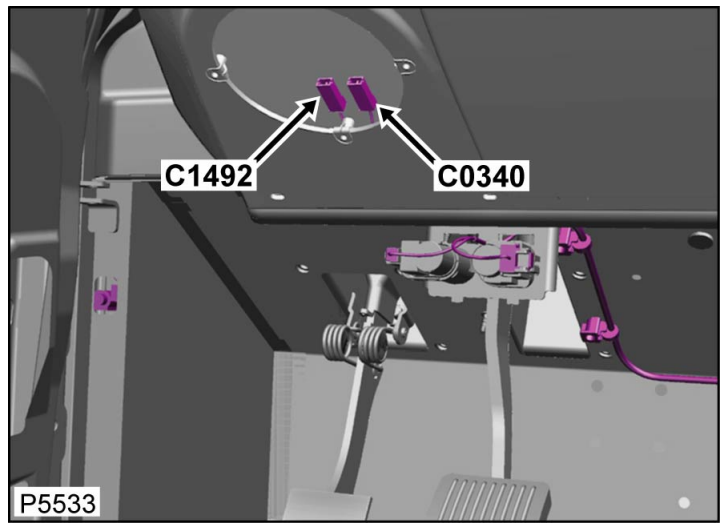
**BLACK**

**Part No.: AAUI010**

**Colour: BLACK**

**Cavities: IWY**

**Harness: MAIN LH + RH HARNESS**



**Wire Chart**

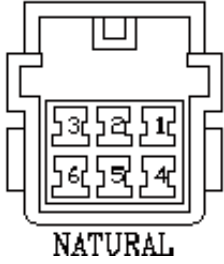
CAV	TERMINAL	CSA	COL	CCT	DESTN
I	ADU9566	0.5D	BN	769	C0092
I	ADU9566	0.5D	BN	769	C0530

**Service Repair Kits**

CSA	0.70- 2.00 CSA	
<b>Cavities: I</b>		
418-549-43	SRK ITEM 250 POSI-LOCK FAMILY 2.5CSA	I
418-113	SRK ITEM	I
418-108	SRK ITEM PIDG BLUE	I
418-117	SRK ITEM	I
418-116A	SRK ITEM	I
VUB001540		

[Click here to print](#)

Connector: **C1510**



Part No.: **YPCI0018**

Colour: **NATURAL**


Cavities: **6WY**

Harness: **MAIN LH + RH HARNESS**

Description: **Main harness to front wash/wipe harness**

Location: **Behind RH side of Instrument panel**

Qualifier:



**Wire Chart**

CAV	TERMINAL	CSA	COL	CCT	DESTN
1	YPJ10006	2.0D	B	I39L	C0289
2	YPJ10006	2.0D	NLG	I39L	C0303L
3	YPJ10006	2.0D	ULG	I39L	C1740
4	YPJ10006	2.0D	WG	I39L	S/JOINT SJ45
5	YPJ10006	2.0D	RLG	I39L	C1740

**Service Repair Kits**

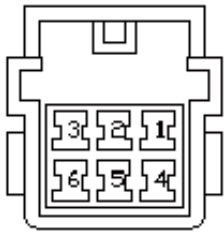
CSA	1.50- 2.00 CSA	
<b>Cavities: 1,2-5</b>		
418-549-47	SRK ITEM DS090 FAMILY 2.0CSA	I
418-113	SRK ITEM	I
418-104	SRK ITEM R/B	I
418-108	SRK ITEM PIDG BLUE	I
418-117	SRK ITEM	I
418-116A	SRK ITEM	I
VUB001660		

Connector: **C1510**

Description: **Main harness to front wash/wipe harness**

Location: **Behind RH side of Instrument panel**

Qualifier:




NATURAL

Part No.: **YPCI0018**

Colour: **NATURAL**

Cavities: **6WY**

Harness: **MAIN LH + RH HARNESS**



**Wire Chart**

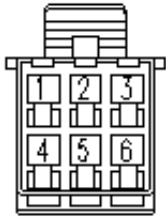
CAV	TERMINAL	CSA	COL	CCT	DESTN
1	YPJ10006	2.0D	B	I39L	C0289
2	YPJ10006	2.0D	NLG	I39L	C0303L
3	YPJ10006	2.0D	ULG	I39L	C1740
4	YPJ10006	2.0D	WG	I39L	S/JOINT SJ45
5	YPJ10006	2.0D	RLG	I39L	C1740

**Service Repair Kits**

CSA	1.50- 2.00 CSA	
<b>Cavities: 1,2-5</b>		
418-549-47	SRK ITEM DS090 FAMILY 2.0CSA	1
418-113	SRK ITEM	1
418-104	SRK ITEM R/B	1
418-108	SRK ITEM PIDG BLUE	1
418-117	SRK ITEM	1
418-116A	SRK ITEM	1
VUB001660		

[Click here to print](#)

Connector: **C1511**



NATURAL

Part No.: **YPCI0038**

Colour: **NATURAL**


Cavities: **6WY**

Harness: **WIPER MOTOR LINK-LH HARNESS**

Description: **Front wash/wipe harness to main harness**

Location: **Behind RH side of Instrument panel**

Qualifier:



**Wire Chart**

CAV	TERMINAL	CSA	COL	CCT	DESTN
1	AFU3560	1.0D	B	499	C0030
2	AFU3560	1.0D	NLG	499	C0030
3	AFU3560	1.0D	ULG	499	C0030
4	YPL10002	1.5D	WG	499	C0030
5	AFU3560	1.0D	RLG	499	C0030

**Service Repair Kits**

CSA	0.51- 1.25 CSA	
<b>Cavities: 1-3,5</b>		
418-549-45	SRK ITEM DS090 FAMILY 1.5CSA	1
418-112	SRK ITEM	1
418-104	SRK ITEM R/B	1
418-107	SRK ITEM PIDG RED	1
418-117	SRK ITEM	1
418-116A	SRK ITEM	1
VUB001640		

CSA	1.50- 2.00 CSA	
<b>Cavities: 4</b>		
418-549-48	SRK ITEM DS090 FAMILY 2.0CSA	1
418-113	SRK ITEM	1

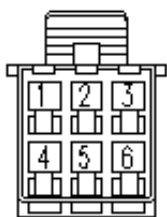
418-104	SRK ITEM R/B	I
418-108	SRK ITEM PIDG BLUE	I
418-117	SRK ITEM	I
418-116A	SRK ITEM	I
VUB001670		

**Connector: C1511**

**Description: Front wash/wipe harness to main harness**

**Location: Behind RH side of Instrument panel**

**Qualifier:**




NATURAL

**Part No.: YPC10038**

**Colour: NATURAL**

**Cavities: 6WY**

**Harness: WIPER MOTOR LINK-LH HARNESS**



**Wire Chart**

CAV	TERMINAL	CSA	COL	CCT	DESTN
1	AFU3560	1.0D	B	499	C0030
2	AFU3560	1.0D	NLG	499	C0030
3	AFU3560	1.0D	ULG	499	C0030
4	YPL10002	1.5D	WG	499	C0030
5	AFU3560	1.0D	RLG	499	C0030

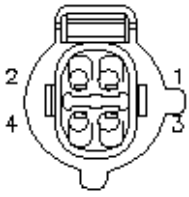
**Service Repair Kits**

CSA	0.51- 1.25 CSA	
<b>Cavities: 1-3,5</b>		
418-549-45	SRK ITEM DS090 FAMILY 1.5CSA	I
418-112	SRK ITEM	I
418-104	SRK ITEM R/B	I
418-107	SRK ITEM PIDG RED	I
418-117	SRK ITEM	I
418-116A	SRK ITEM	I
VUB001640		

<b>CSA</b>	<b>1.50- 2.00 CSA</b>	
<b>Cavities: 4</b>		
418-549-48	SRK ITEM DS090 FAMILY 2.0CSA	
418-113	SRK ITEM	
418-104	SRK ITEM R/B	
418-108	SRK ITEM PIDG BLUE	
418-117	SRK ITEM	
418-116A	SRK ITEM	
VUB001670		

[Click here to print](#)

Connector: **C1558**



BLACK

Part No.: **YPC804080**

Colour: **BLACK**

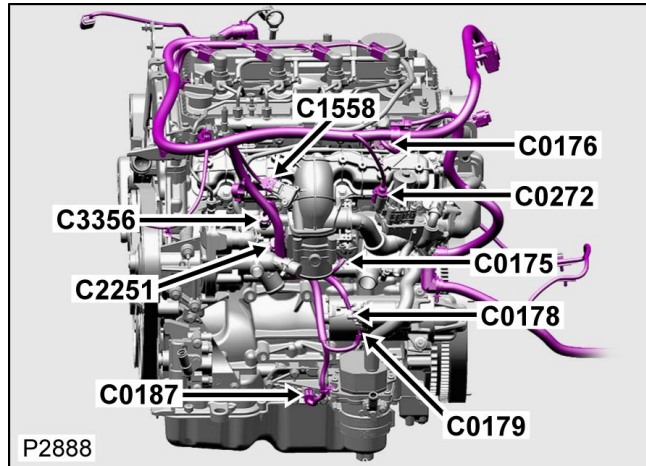
Cavities: **4WY**

Harness: **ENGINE DIESEL HARNESS**

Description: **Sensor-Temperature and Manifold-Absolute Pressure (TMAP)**

Location: **LH side of engine**

Qualifier:



**Wire Chart**

CAV	TERMINAL	CSA	COL	CCT	DESTN
1		0.5	GP	254	C0411
2		0.5	OB	254	C0411
3		0.5	UG	254	C0411

**Service Repair Kits**

Refer to Harness Repair information

Se référer aux informations de réparation de faisceau

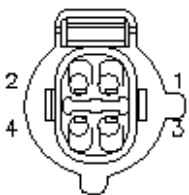
Siehe Informationen über Kabelbaumreparaturen

Vedere le informazioni che trattano le operazioni di riparazione del cablaggio

Remítase a la información sobre reparación de mazos de cables

Raadpleeg de informatie over kabelboomreparaties

Connector: **C1558**



BLACK

Part No.: **YPC804080**

Colour: **BLACK**

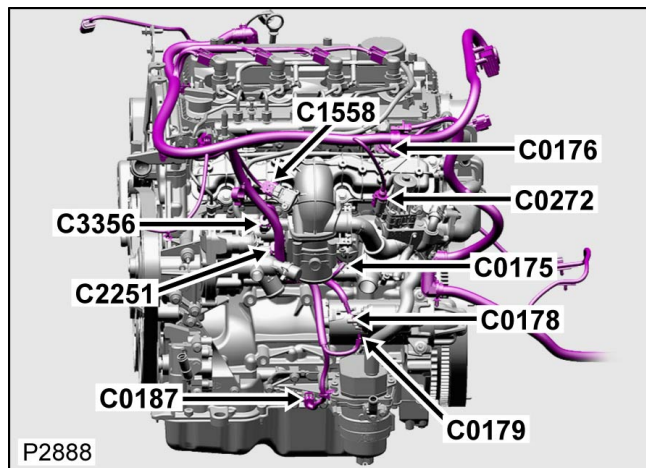
Cavities: **4WY**

Harness: **ENGINE DIESEL HARNESS**

Description: **Sensor-Temperature and Manifold-Absolute Pressure (TMAP)**

Location: **LH side of engine**

Qualifier:



**Wire Chart**

CAV	TERMINAL	CSA	COL	CCT	DESTN
1		0.5	GP	254	C0411

**Service Repair Kits**

Refer to Harness Repair information

Se référer aux informations de réparation de faisceau

2		0.5	OB	254	C0411
3		0.5	UG	254	C0411

Siehe Informationen über Kabelbaumreparaturen

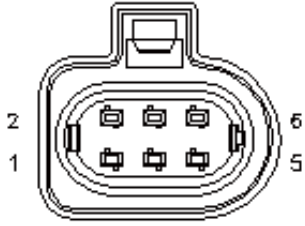
Vedere le informazioni che trattano le operazioni  
di riparazione del cablaggio

Remítase a la información sobre reparación de  
mazos de cables

Raadpleeg de informatie over kabelboomreparaties

[Click here to print](#)

Connector: **CI559**



BLACK

Part No.: **YPC910470**

Colour: **BLACK**

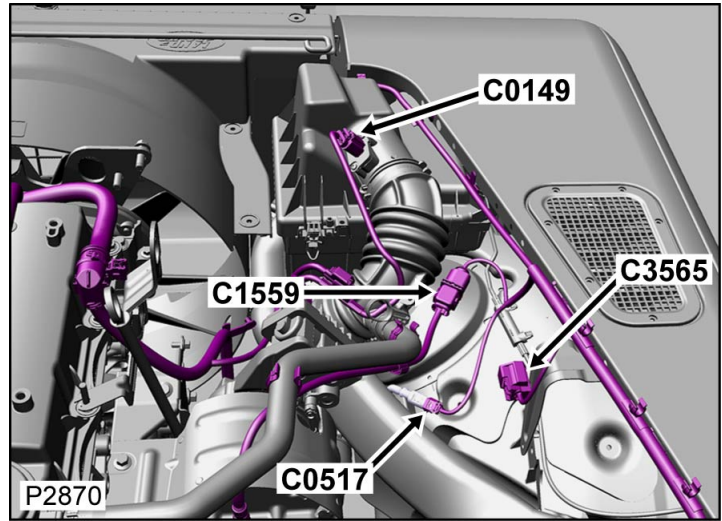
Cavities: **6WY**

Harness: **MAIN LH + RH HARNESS**

Description: **Sensor-Heated-oxygen (HO2S)**

Location: **RH side of engine compartment**

Qualifier:



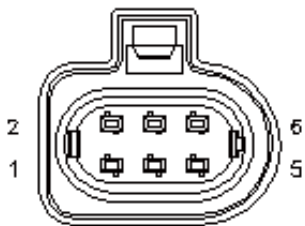
**Wire Chart**

CAV	TERMINAL	CSA	COL	CCT	DESTN
1	YPL901740	0.5D	R	254	C2518
2	YPL901740	0.5D	Y	254	C2518
3	YPL901740	1.0D	W	254	C2518
4	YPL901740	1.0D	G	254	S/JOINT SJ31
5	YPL901740	0.5D	SU	254	C2518
6	YPL901740	0.5D	B	254	C2518

**Service Repair Kits**

CSA	0.50- 1.00 CSA	
<b>Cavities: 1,2-6</b>		
418-104	SRK ITEM R/B	I
418-107	SRK ITEM PIDG RED	I
418-112	SRK ITEM	I
418-116A	SRK ITEM	I
418-117	SRK ITEM	I
YMI902720	SRK ITEM	I
VUB903190		

Connector: **CI559**



BLACK

Part No.: **YPC910470**

Colour: **BLACK**

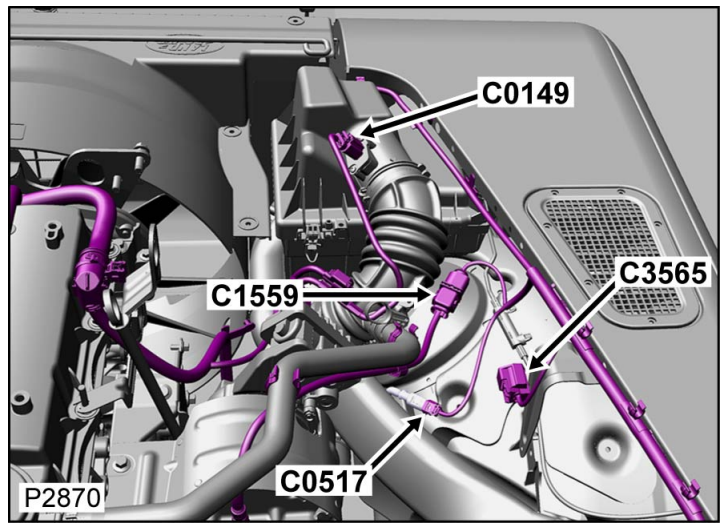
Description: **Sensor-Heated-oxygen (HO2S)**

Location: **RH side of engine compartment**

Qualifier:

**Cavities: 6WY**

**Harness: MAIN LH + RH HARNESS**



**Wire Chart**

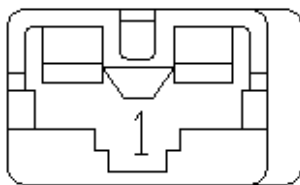
CAV	TERMINAL	CSA	COL	CCT	DESTN
1	YPL901740	0.5D	R	254	C2518
2	YPL901740	0.5D	Y	254	C2518
3	YPL901740	1.0D	W	254	C2518
4	YPL901740	1.0D	G	254	S/JOINT SJ31
5	YPL901740	0.5D	SU	254	C2518
6	YPL901740	0.5D	B	254	C2518

**Service Repair Kits**

CSA	0.50- 1.00 CSA	
<b>Cavities: 1,2-6</b>		
418-104	SRK ITEM R/B	I
418-107	SRK ITEM PIDG RED	I
418-112	SRK ITEM	I
418-116A	SRK ITEM	I
418-117	SRK ITEM	I
YMI902720	SRK ITEM	I
VUB903190		

[Click here to print](#)

Connector: **C1577**



NATURAL

Part No.: **AFU452I**

Colour: **NATURAL**

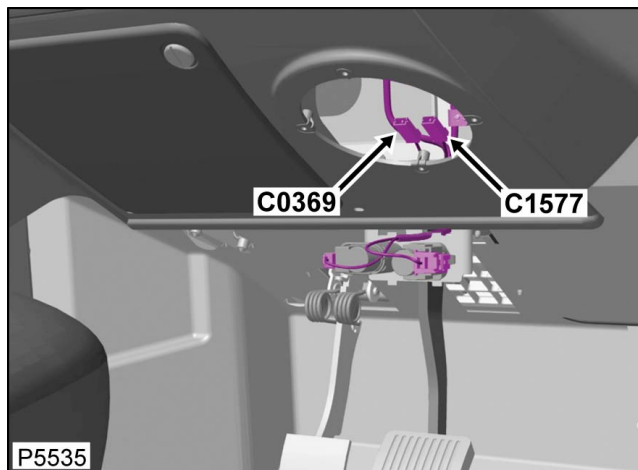
Cavities: **IWY**

Harness: **MAIN LH + RH HARNESS**

Description: **Front Speaker-RH**

Location: **Instrument panel-right-lower**

Qualifier:



#### Wire Chart

CAV	TERMINAL	CSA	COL	CCT	DESTN
I	AGUI318	0.5D	BK	769	C0531
I	AGUI318	0.5D	BK	769	C0092

#### Service Repair Kits

Refer to Harness Repair information

Se référer aux informations de réparation de faisceau

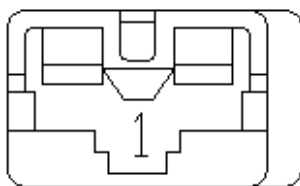
Siehe Informationen über Kabelbaumreparaturen

Vedere le informazioni che trattano le operazioni di riparazione del cablaggio

Remítase a la información sobre reparación de mazos de cables

Raadpleeg de informatie over kabelboomreparaties

Connector: **C1577**



NATURAL

Part No.: **AFU452I**

Colour: **NATURAL**

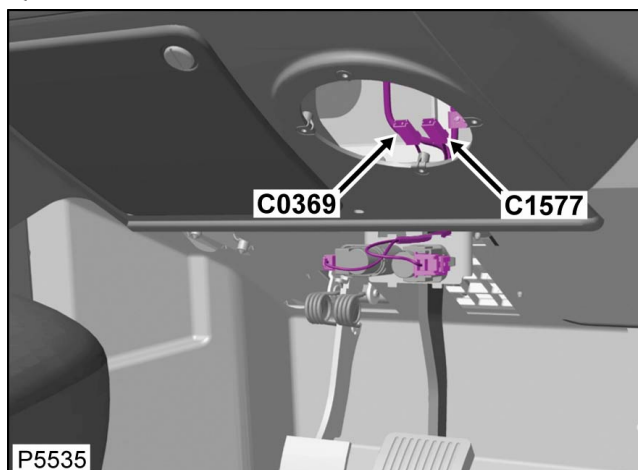
Cavities: **IWY**

Harness: **MAIN LH + RH HARNESS**

Description: **Front Speaker-RH**

Location: **Instrument panel-right-lower**

Qualifier:



#### Wire Chart

CAV	TERMINAL	CSA	COL	CCT	DESTN
I	AGUI318	0.5D	BK	769	C0531
I	AGUI318	0.5D	BK	769	C0092

#### Service Repair Kits

Refer to Harness Repair information

Se référer aux informations de réparation de faisceau

Siehe Informationen über Kabelbaumreparaturen

Wieke Informationen über Kabelboomreparaturen

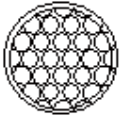
Vedere le informazioni che trattano le operazioni  
di riparazione del cablaggio

Remítase a la información sobre reparación de  
mazos de cables

Raadpleeg de informatie over kabelboomreparaties

[Click here to print](#)

Connector: **C1582**



**BARE END**

Part No.: **BAREEND**

Colour: **NO COLOUR**

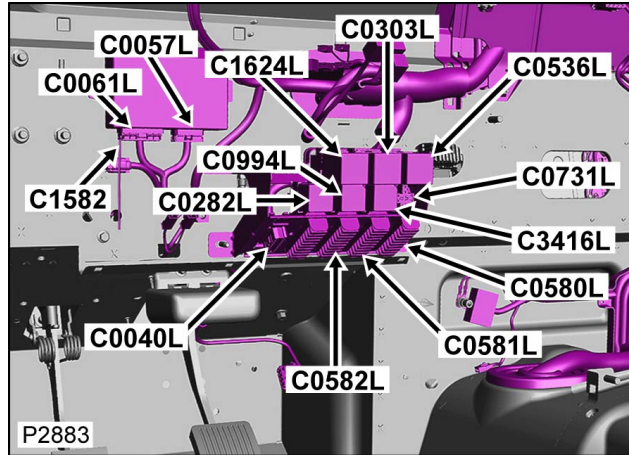
Cavities: **IWY**

Harness: **MAIN LH + RH HARNESS**

Description: **Aerial**

Location: **Behind LH side of Instrument panel**

Qualifier: **LHD condition illustrated**



Wire Chart

CAV	TERMINAL	CSA	COL	CCT	DESTN
I	CUT_BARE_END	0.5D	SCR	22L	C0061L
I	CUT_BARE_END	0.5D	SCR	22R	C0061R

Service Repair Kits

Refer to Harness Repair information

Se référer aux informations de réparation de faisceau

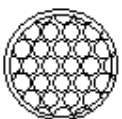
Siehe Informationen über Kabelbaumreparaturen

Vedere le informazioni che trattano le operazioni di riparazione del cablaggio

Remítase a la información sobre reparación de mazos de cables

Raadpleeg de informatie over kabelboomreparaties

Connector: **C1582**



**BARE END**

Part No.: **BAREEND**

Colour: **NO COLOUR**

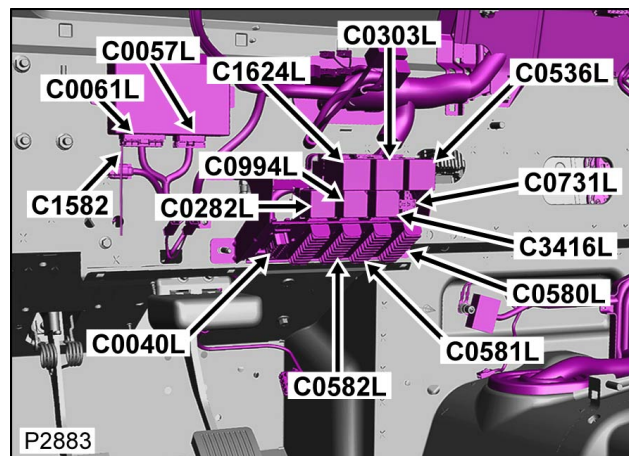
Cavities: **IWY**

Harness: **MAIN LH + RH HARNESS**

Description: **Aerial**

Location: **Behind LH side of Instrument panel**

Qualifier: **LHD condition illustrated**



Wire Chart

CAV	TERMINAL	CSA	COL	CCT	DESTN
I	CUT_BARE_END	0.5D	SCR	22L	C0061L
I	CUT_BARE_END	0.5D	SCR	22R	C0061R

Service Repair Kits

Refer to Harness Repair information

Se référer aux informations de réparation de faisceau

Siehe Informationen über Kabelbaumreparaturen

Vedere le informazioni che trattano le operazioni

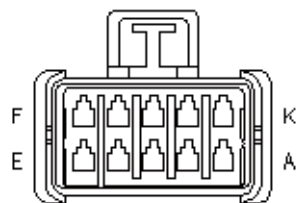
di riparazione del cablaggio

Remítase a la información sobre reparación de  
mazos de cables

Raadpleeg de informatie over kabelboomreparaties

[Click here to print](#)

Connector: **C1589**



BLACK

Part No.: **YPCI11870**

Colour: **BLACK**

Cavities: **10WY**

Harness: **MAIN LH + RH HARNESS**

Description: **Sensor-Position-Accelerator pedal**

Location: **Beneath footwell carpet - LH side**

Qualifier:



#### Wire Chart

CAV	TERMINAL	CSA	COL	CCT	DESTN
B	YPLI0111	0.5D	PN	254L	C0872
D	YPLI0111	0.5D	WG	254L	C0872
F	YPLI0111	0.5D	RG	254L	C0872
K	YPLI0111	0.5D	WS	254L	C0872
G	YPLI0111	0.5D	B	254L	C0872
J	YPLI0064	0.75D	B	254L	C0872

#### Service Repair Kits

Refer to Harness Repair information

Se référer aux informations de réparation de faisceau

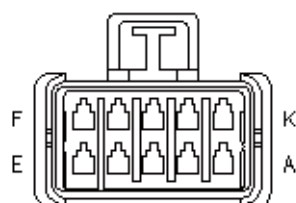
Siehe Informationen über Kabelbaumreparaturen

Vedere le informazioni che trattano le operazioni di riparazione del cablaggio

Remítase a la información sobre reparación de mazos de cables

Raadpleeg de informatie over kabelboomreparaties

Connector: **C1589**



BLACK

Part No.: **YPCI11870**

Colour: **BLACK**

Cavities: **10WY**

Harness: **MAIN LH + RH HARNESS**

Description: **Sensor-Position-Accelerator pedal**

Location: **Beneath footwell carpet - LH side**

Qualifier:



#### Wire Chart

CAV	TERMINAL	CSA	COL	CCT	DESTN
B	YPLI0111	0.5D	PN	254L	C0872
D	YPLI0111	0.5D	WG	254L	C0872

#### Service Repair Kits

Refer to Harness Repair information

Se référer aux informations de réparation de faisceau

Siehe Informationen über Kabelbaumreparaturen

F	YPLI0111	0.5D	RG	254L	C0872
K	YPLI0111	0.5D	WS	254L	C0872
G	YPLI0111	0.5D	B	254L	C0872
J	YPLI0064	0.75D	B	254L	C0872

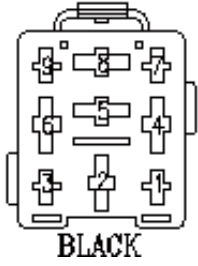
Vedere le informazioni che trattano le operazioni  
di riparazione del cablaggio

Remítase a la información sobre reparación de  
mazos de cables

Raadpleeg de informatie over kabelboomreparaties

[Click here to print](#)

Connector: **C1624L**



Part No.: **YPI10001**

Colour: **BLACK**

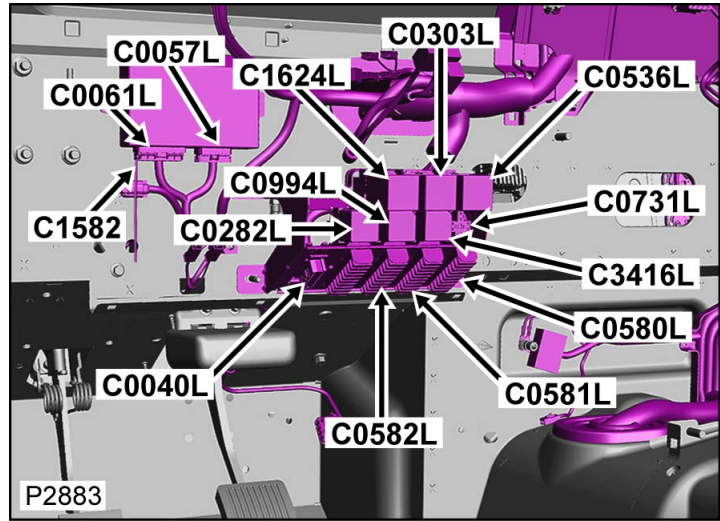
Cavities: **9WY**

Harness: **MAIN LH + RH HARNESS**

Description: **Unit-Timer-Heated-front screen**

Location: **Behind LH side of Instrument panel**

Qualifier: **LHD condition illustrated**



**Wire Chart**

CAV	TERMINAL	CSA	COL	CCT	DESTN
2	AFU3228	0.5D	B	766L	C0289
4	AFU3228	0.5D	WG	766L	C0285
5	AFU3228	0.5D	KO	109L	C0131
6	AFU3228	0.5D	WN	109L	C1040L
8	AFU3228	0.5D	PY	109L	C0994L

**Service Repair Kits**

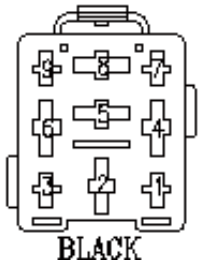
CSA	0.50- 1.00 CSA	
<b>Cavities: 2,4-6,8</b>		
418-548-42	SRK ITEM 250 LUCAR FAMILY 1.0CSA	1
418-112	SRK ITEM	1
418-104	SRK ITEM R/B	1
418-107	SRK ITEM PIDG RED	1
418-117	SRK ITEM	1
418-116A	SRK ITEM	1
VUB001530		

Connector: **C1624L**

Description: **Unit-Timer-Heated-front screen**

Location: **Behind LH side of Instrument panel**

Qualifier: **LHD condition illustrated**

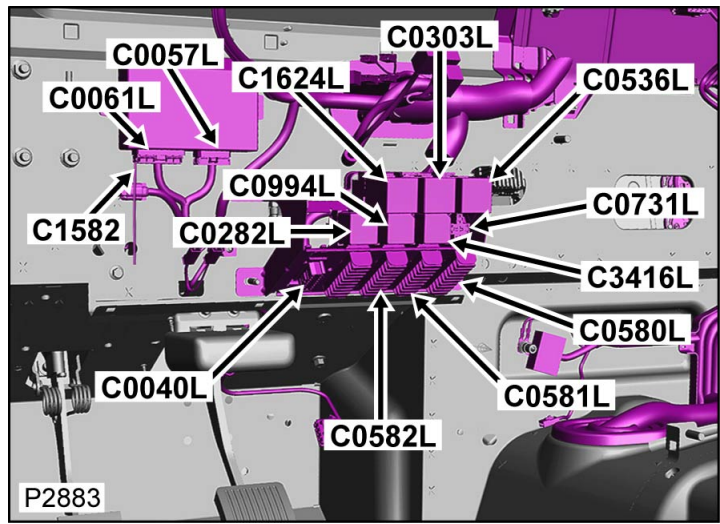


**Part No.: YPI10001**

**Colour: BLACK**

**Cavities: 9WY**

**Harness: MAIN LH + RH HARNESS**



**Wire Chart**

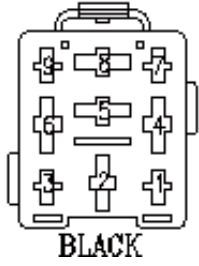
CAV	TERMINAL	CSA	COL	CCT	DESTN
2	AFU3228	0.5D	B	766L	C0289
4	AFU3228	0.5D	WG	766L	C0285
5	AFU3228	0.5D	KO	109L	C0131
6	AFU3228	0.5D	WN	109L	C1040L
8	AFU3228	0.5D	PY	109L	C0994L

**Service Repair Kits**

CSA	0.50- 1.00 CSA	
<b>Cavities: 2,4-6,8</b>		
418-548-42	SRK ITEM 250 LUCAR FAMILY 1.0CSA	1
418-112	SRK ITEM	1
418-104	SRK ITEM R/B	1
418-107	SRK ITEM PIDG RED	1
418-117	SRK ITEM	1
418-116A	SRK ITEM	1
VUB001530		

[Click here to print](#)

Connector: **C1624R**



Part No.: **YPI10001**

Colour: **BLACK**

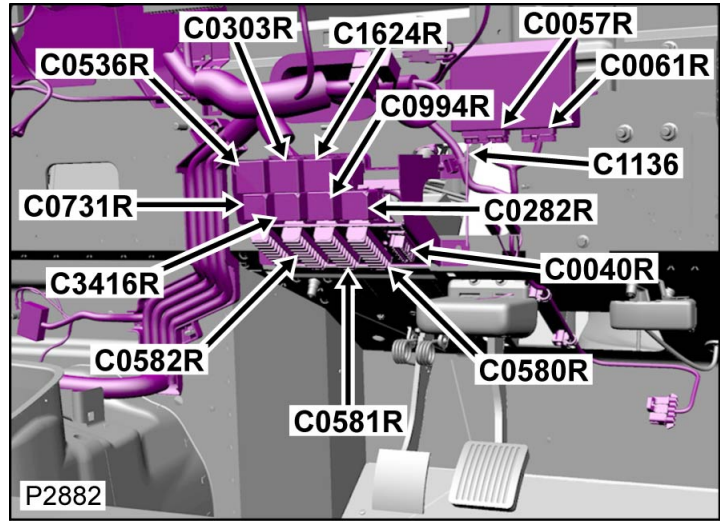
Cavities: **9WY**

Harness: **MAIN LH + RH HARNESS**

Description: **Unit-Timer-Heated-front screen**

Location: **Behind RH side of Instrument panel**

Qualifier: **RHD condition illustrated**



Wire Chart

CAV	TERMINAL	CSA	COL	CCT	DESTN
2	AFU3228	0.5D	B	766R	C0289
4	AFU3228	0.5D	WG	766R	C0285
5	AFU3228	0.5D	KO	109R	C0131
6	AFU3228	0.5D	WN	109R	C1040R
8	AFU3228	0.5D	PY	109R	C0994R

Service Repair Kits

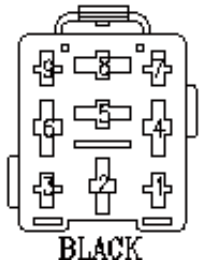
CSA	0.50- 1.00 CSA	
<b>Cavities: 2,4-6,8</b>		
418-548-42	SRK ITEM 250 LUCAR FAMILY 1.0CSA	1
418-112	SRK ITEM	1
418-104	SRK ITEM R/B	1
418-107	SRK ITEM PIDG RED	1
418-117	SRK ITEM	1
418-116A	SRK ITEM	1
VUB001530		

Connector: **C1624R**

Description: **Unit-Timer-Heated-front screen**

Location: **Behind RH side of Instrument panel**

Qualifier: **RHD condition illustrated**



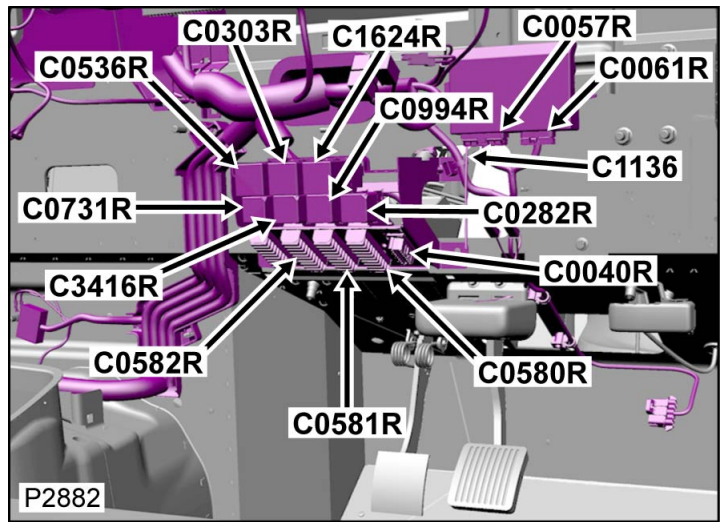
BLACK

Part No.: **YPI1001**

Colour: **BLACK**

Cavities: **9WY**

Harness: **MAIN LH + RH HARNESS**



**Wire Chart**

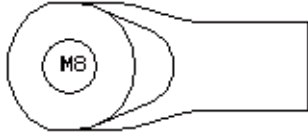
CAV	TERMINAL	CSA	COL	CCT	DESTN
2	AFU3228	0.5D	B	766R	C0289
4	AFU3228	0.5D	WG	766R	C0285
5	AFU3228	0.5D	KO	109R	C0131
6	AFU3228	0.5D	WN	109R	C1040R
8	AFU3228	0.5D	PY	109R	C0994R

**Service Repair Kits**

CSA	0.50- 1.00 CSA	
<b>Cavities: 2,4-6,8</b>		
418-548-42	SRK ITEM 250 LUCAR FAMILY 1.0CSA	1
418-112	SRK ITEM	1
418-104	SRK ITEM R/B	1
418-107	SRK ITEM PIDG RED	1
418-117	SRK ITEM	1
418-116A	SRK ITEM	1
VUB001530		

[Click here to print](#)

Connector: **C164I**



Part No.: **YPG800200**

Colour: **TIN PLATED**

Cavities: **IWY**

Harness: **BATTERY TO STARTER MOTOR  
HARNESS**

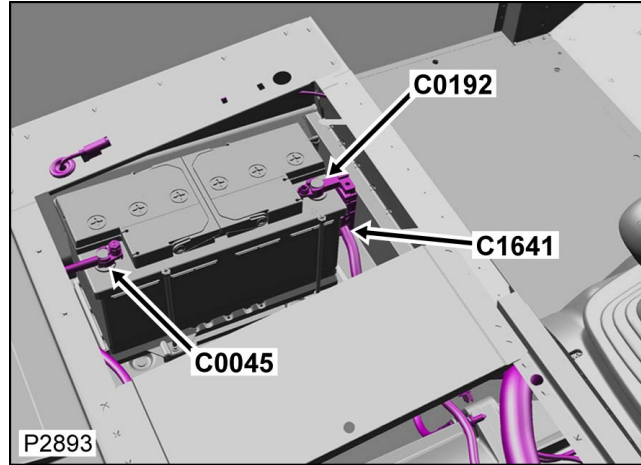
**Wire Chart**

CAV	TERMINAL	CSA	COL	CCT	DESTN
I	-	50.0D	R	499	C0823

Description: **Battery**

Location: **Beneath LH Front seat**

Qualifier:



**Service Repair Kits**

Refer to Harness Repair information

Se référer aux informations de réparation de faisceau

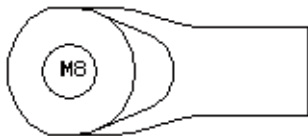
Siehe Informationen über Kabelbaumreparaturen

Vedere le informazioni che trattano le operazioni di riparazione del cablaggio

Remítase a la información sobre reparación de mazos de cables

Raadpleeg de informatie over kabelboomreparaties

Connector: **C164I**



Part No.: **YPG800200**

Colour: **TIN PLATED**

Cavities: **IWY**

Harness: **BATTERY TO STARTER MOTOR  
HARNESS**

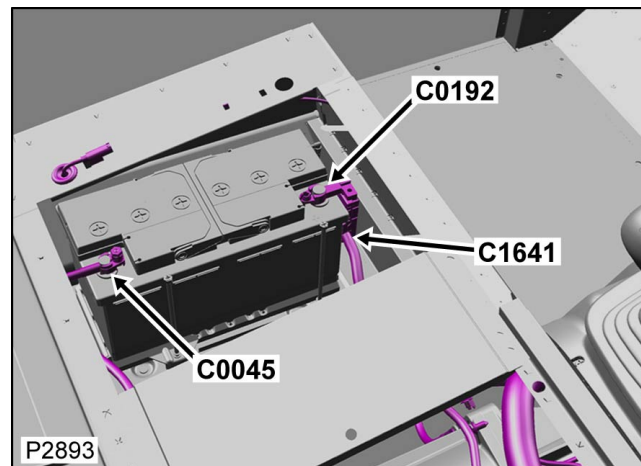
**Wire Chart**

CAV	TERMINAL	CSA	COL	CCT	DESTN
I	-	50.0D	R	499	C0823

Description: **Battery**

Location: **Beneath LH Front seat**

Qualifier:



**Service Repair Kits**

Refer to Harness Repair information

Se référer aux informations de réparation de faisceau

Siehe Informationen über Kabelbaumreparaturen

Vedere le informazioni che trattano le operazioni  
di riparazione del cablaggio

Remítase a la información sobre reparación de  
mazos de cables

Raadpleeg de informatie over kabelboomreparaties

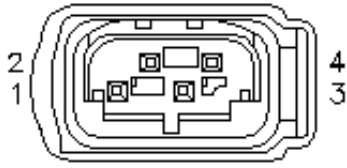
[Click here to print](#)

Connector: **C1656L**

Description: **Sensor-Yaw Rate**

Location: **Behind LH side of Instrument panel**

Qualifier:



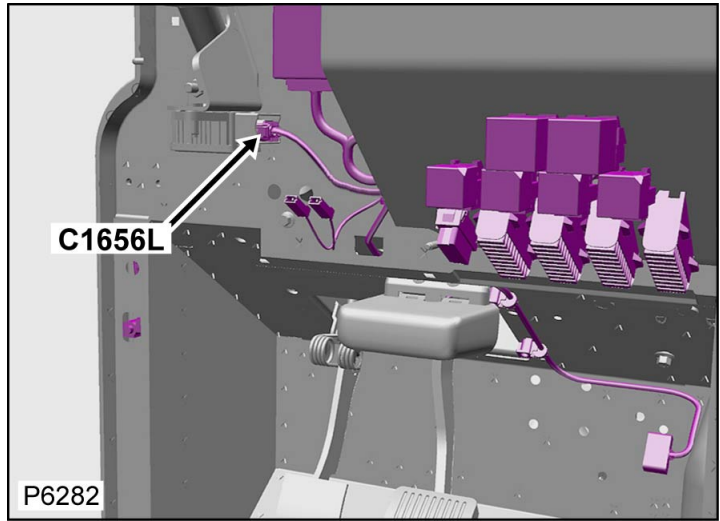
**BLACK**

Part No.: **YPC800590**

Colour: **BLACK**

Cavities: **4WY**

Harness: **MAIN LH + RH HARNESS**



**Wire Chart**

CAV	TERMINAL	CSA	COL	CCT	DESTN
1	YPL101500	0.5D	B	9	S/JOINT SJ46
2	YPL101500	0.5D	GB	9	C0501L
3	YPL101500	0.5D	UB	9	C0501L
4	YPL101500	0.5D	GO	9	S/JOINT SJ34

**Service Repair Kits**

CSA	0.20- 0.50 CSA	
<b>Cavities: 1,2-4</b>		
418-549-11	SRK ITEM MQS FAMILY 0.75CSA	1
418-112	SRK ITEM	1
418-104	SRK ITEM R/B	1
418-107	SRK ITEM PIDG RED	1
418-117	SRK ITEM	1
418-116A	SRK ITEM	1
VUB500150		

CSA	0.20- 0.50 CSA	
<b>Cavities: 1,2-4</b>		
418-104	SRK ITEM R/B	1
418-107	SRK ITEM PIDG RED	1
418-112	SRK ITEM	1

418-116A	SRK ITEM	I
418-117	SRK ITEM	I
YMI902410	SRK ITEM	I
VUB902880		

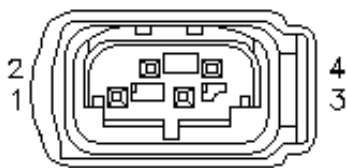
<b>CSA</b>	<b>0.20- 0.50 CSA</b>	
<b>Cavities: 1,2-4</b>		
418-104	SRK ITEM R/B	I
418-107	SRK ITEM PIDG RED	I
418-112	SRK ITEM	I
418-116A	SRK ITEM	I
418-117	SRK ITEM	I
YMI902420	SRK ITEM	I
VUB902890		

**Connector: C1656L**

**Description: Sensor-Yaw Rate**

**Location: Behind LH side of Instrument panel**

**Qualifier:**



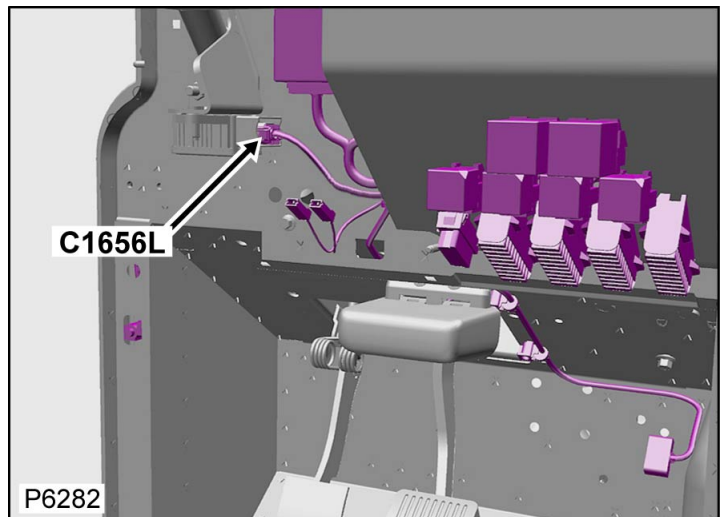
**BLACK**

**Part No.: YPC800590**

**Colour: BLACK**

**Cavities: 4WY**

**Harness: MAIN LH + RH HARNESS**



**Wire Chart**

CAV	TERMINAL	CSA	COL	CCT	DESTN
I	YPL101500	0.5D	B	9	S/JOINT SJ46

**Service Repair Kits**

<b>CSA</b>	<b>0.20- 0.50 CSA</b>	
<b>Cavities: 1,2-4</b>		

2	YPL101500	0.5D	GB	9	C0501L
3	YPL101500	0.5D	UB	9	C0501L
4	YPL101500	0.5D	GO	9	S/JOINT SJ34

418-549-11	SRK ITEM MQS FAMILY 0.75CSA	I
418-112	SRK ITEM	I
418-104	SRK ITEM R/B	I
418-107	SRK ITEM PIDG RED	I
418-117	SRK ITEM	I
418-116A	SRK ITEM	I
VUB500150		

CSA	0.20- 0.50 CSA	
<b>Cavities: 1,2-4</b>		
418-104	SRK ITEM R/B	I
418-107	SRK ITEM PIDG RED	I
418-112	SRK ITEM	I
418-116A	SRK ITEM	I
418-117	SRK ITEM	I
YMI902410	SRK ITEM	I
VUB902880		

CSA	0.20- 0.50 CSA	
<b>Cavities: 1,2-4</b>		
418-104	SRK ITEM R/B	I
418-107	SRK ITEM PIDG RED	I
418-112	SRK ITEM	I
418-116A	SRK ITEM	I
418-117	SRK ITEM	I
YMI902420	SRK ITEM	I



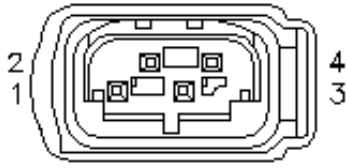
[Click here to print](#)

Connector: **C1656R**

Description: **Sensor-Yaw Rate**

Location: **Behind LH side of Instrument panel**

Qualifier:



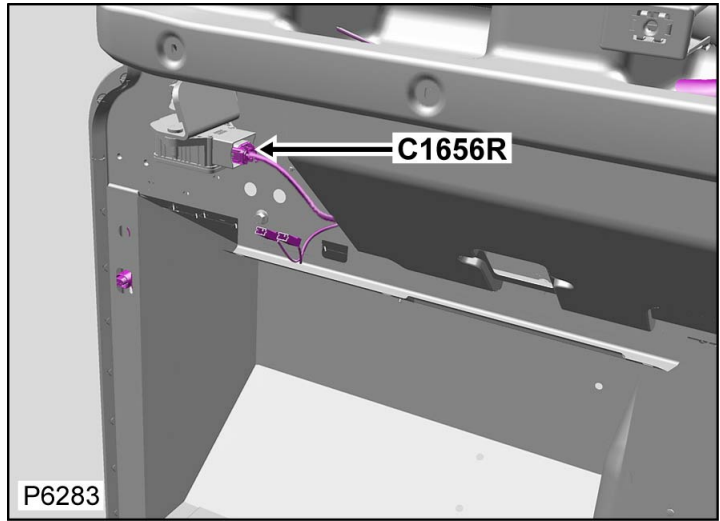
**BLACK**

Part No.: **YPC800590**

Colour: **BLACK**

Cavities: **4WY**

Harness: **MAIN LH + RH HARNESS**



**Wire Chart**

CAV	TERMINAL	CSA	COL	CCT	DESTN
1	YPL101500	0.5D	B	10	S/JOINT SJ66
2	YPL101500	0.5D	GB	10	C0501R
3	YPL101500	0.5D	UB	10	C0501R
4	YPL101500	0.5D	GO	10	S/JOINT SJ63

**Service Repair Kits**

CSA	0.20- 0.50 CSA	
<b>Cavities: 1,2-4</b>		
418-549-11	SRK ITEM MQS FAMILY 0.75CSA	1
418-112	SRK ITEM	1
418-104	SRK ITEM R/B	1
418-107	SRK ITEM PIDG RED	1
418-117	SRK ITEM	1
418-116A	SRK ITEM	1
VUB500150		

CSA	0.20- 0.50 CSA	
<b>Cavities: 1,2-4</b>		
418-104	SRK ITEM R/B	1
418-107	SRK ITEM PIDG RED	1
418-112	SRK ITEM	1

418-116A	SRK ITEM	I
418-117	SRK ITEM	I
YMI902410	SRK ITEM	I
VUB902880		

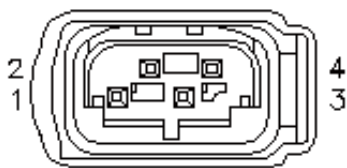
<b>CSA</b>	<b>0.20- 0.50 CSA</b>	
<b>Cavities: 1,2-4</b>		
418-104	SRK ITEM R/B	I
418-107	SRK ITEM PIDG RED	I
418-112	SRK ITEM	I
418-116A	SRK ITEM	I
418-117	SRK ITEM	I
YMI902420	SRK ITEM	I
VUB902890		

**Connector: C1656R**

**Description: Sensor-Yaw Rate**

**Location: Behind LH side of Instrument panel**

**Qualifier:**



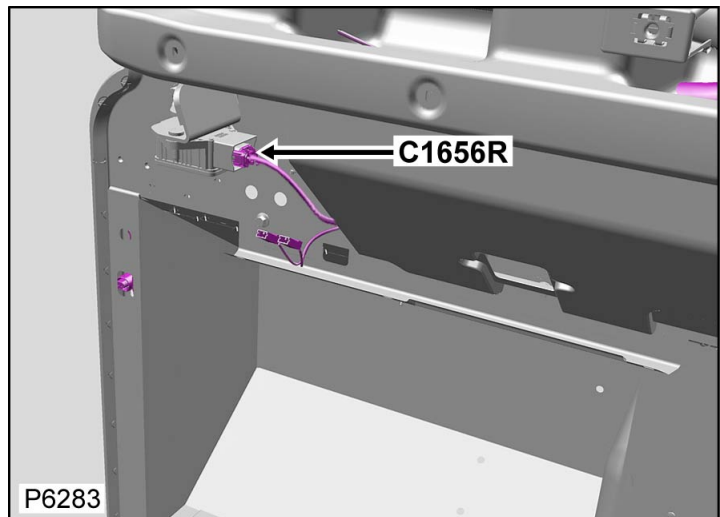
**BLACK**

**Part No.: YPC800590**

**Colour: BLACK**

**Cavities: 4WY**

**Harness: MAIN LH + RH HARNESS**



**Wire Chart**

CAV	TERMINAL	CSA	COL	CCT	DESTN
I	YPL101500	0.5D	B	10	S/JOINT SJ66

**Service Repair Kits**

<b>CSA</b>	<b>0.20- 0.50 CSA</b>	
<b>Cavities: 1,2-4</b>		

2	YPL101500	0.5D	GB	10	C0501R
3	YPL101500	0.5D	UB	10	C0501R
4	YPL101500	0.5D	GO	10	S/JOINT SJ63

418-549-11	SRK ITEM MQS FAMILY 0.75CSA	I
418-112	SRK ITEM	I
418-104	SRK ITEM R/B	I
418-107	SRK ITEM PIDG RED	I
418-117	SRK ITEM	I
418-116A	SRK ITEM	I
VUB500150		

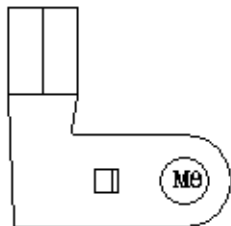
CSA	0.20- 0.50 CSA	
<b>Cavities: 1,2-4</b>		
418-104	SRK ITEM R/B	I
418-107	SRK ITEM PIDG RED	I
418-112	SRK ITEM	I
418-116A	SRK ITEM	I
418-117	SRK ITEM	I
YMI902410	SRK ITEM	I
VUB902880		

CSA	0.20- 0.50 CSA	
<b>Cavities: 1,2-4</b>		
418-104	SRK ITEM R/B	I
418-107	SRK ITEM PIDG RED	I
418-112	SRK ITEM	I
418-116A	SRK ITEM	I
418-117	SRK ITEM	I
YMI902420	SRK ITEM	I



[Click here to print](#)

Connector: **C1661**



Part No.: **YPG900050**

Colour: **TIN PLATED**

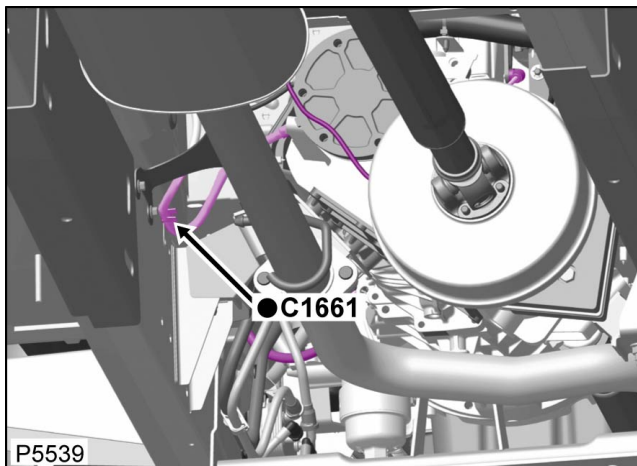
Cavities: **IWY**

Harness: **BATTERY NEGATIVE HARNESS**

Description: **Ground point**

Location: **Lower LH front of engine compartment**

Qualifier:



#### Wire Chart

CAV	TERMINAL	CSA	COL	CCT	DESTN
I	-	50.0D	B	499	C0045
I	-	50.0D	B	499	C3307

#### Service Repair Kits

Refer to Harness Repair information

Se référer aux informations de réparation de faisceau

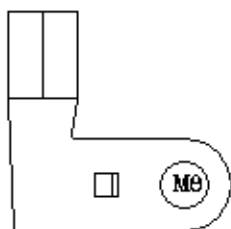
Siehe Informationen über Kabelbaumreparaturen

Vedere le informazioni che trattano le operazioni di riparazione del cablaggio

Remítase a la información sobre reparación de mazos de cables

Raadpleeg de informatie over kabelboomreparaties

Connector: **C1661**



Part No.: **YPG900050**

Colour: **TIN PLATED**

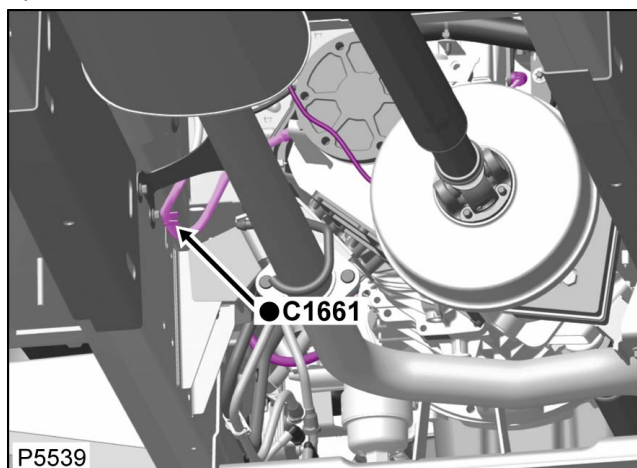
Cavities: **IWY**

Harness: **BATTERY NEGATIVE HARNESS**

Description: **Ground point**

Location: **Lower LH front of engine compartment**

Qualifier:



#### Wire Chart

CAV	TERMINAL	CSA	COL	CCT	DESTN
I	-	50.0D	B	499	C0045
I	-	50.0D	B	499	C3307

#### Service Repair Kits

Refer to Harness Repair information

Se référer aux informations de réparation de faisceau

Siehe Informationen über Kabelbaumreparaturen

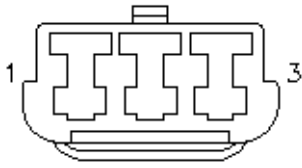
Vedere le informazioni che trattano le operazioni  
di riparazione del cablaggio

Remítase a la información sobre reparación de  
mazos de cables

Raadpleeg de informatie over kabelboomreparaties

[Click here to print](#)

Connector: **C1671**



YELLOW

Part No.: **YPCI13330**

Colour: **YELLOW**

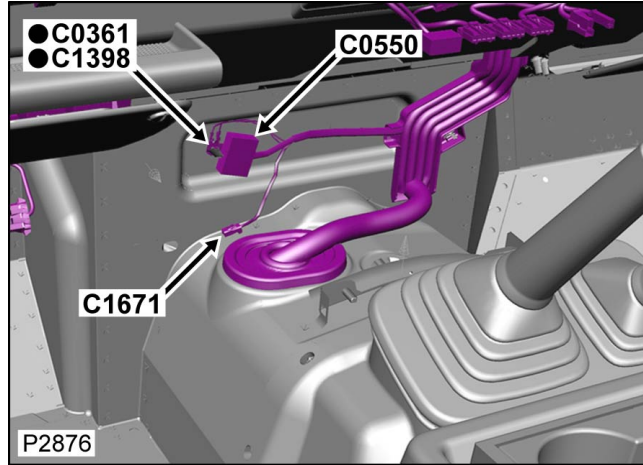
Cavities: **3WY**

Harness: **MAIN LH + RH HARNESS**

Description: **Switch-Thermostatic**

Location: **Behind center of Instrument panel**

Qualifier:



**Wire Chart**

CAV	TERMINAL	CSA	COL	CCT	DESTN
1	YPLI02180	1.0D	B	14	S/JOINT SJ14
2	YPLI02180	0.75D	BS	14	C0872
3	YPLI02180	1.0D	BS	14	S/JOINT SJ21

**Service Repair Kits**

Refer to Harness Repair information

Se référer aux informations de réparation de faisceau

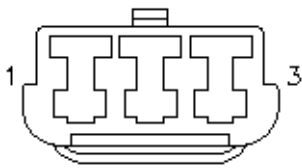
Siehe Informationen über Kabelbaumreparaturen

Vedere le informazioni che trattano le operazioni di riparazione del cablaggio

Remítase a la información sobre reparación de mazos de cables

Raadpleeg de informatie over kabelboomreparaties

Connector: **C1671**



YELLOW

Part No.: **YPCI13330**

Colour: **YELLOW**

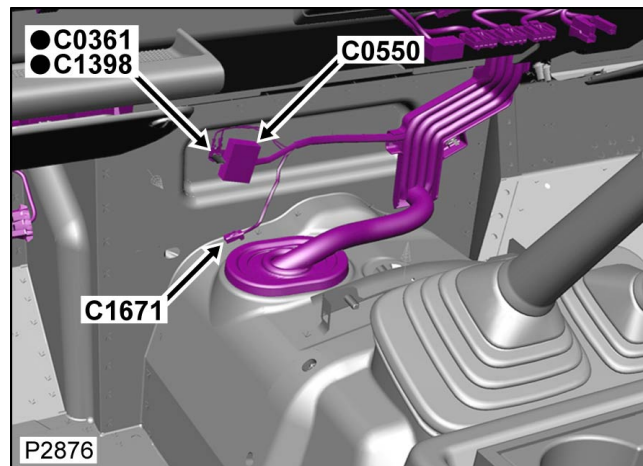
Cavities: **3WY**

Harness: **MAIN LH + RH HARNESS**

Description: **Switch-Thermostatic**

Location: **Behind center of Instrument panel**

Qualifier:



**Wire Chart**

CAV	TERMINAL	CSA	COL	CCT	DESTN
1	YPLI02180	1.0D	B	14	S/JOINT SJ14
2	YPLI02180	0.75D	BS	14	C0872

**Service Repair Kits**

Refer to Harness Repair information

Se référer aux informations de réparation de faisceau

Siehe Informationen über Kabelbaumreparaturen

3	YPL102180	I.0D	BS	14	S/JOINT SJ21
---	-----------	------	----	----	-----------------

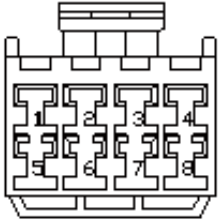
Vedere le informazioni che trattano le operazioni  
di riparazione del cablaggio

Remítase a la información sobre reparación de  
mazos de cables

Raadpleeg de informatie over kabelboomreparaties

[Click here to print](#)

Connector: **C1739**



**NATURAL**

Part No.: **AFU3574**

Colour: **NATURAL**


Cavities: **8WY**

Harness: **MAIN LH + RH HARNESS**

Description: **Switch-Column**

Location: **Underside of steering column**

Qualifier:



**Wire Chart**

CAV	TERMINAL	CSA	COL	CCT	DESTN
1	YPL10002	2.0D	U	I39L	S/JOINT SJ38
2	AFU3572	0.5D	GW	I39L	C0287
3	YPL10002	1.5D	LGN	I39L	S/JOINT SJ79
4	AFU3572	0.5D	GR	I39L	C0287
5	YPL10002	2.0D	UW	I39L	C0581L
6	YPL10002	1.5D	UR	I39L	C0581L
7	YPL10002	1.5D	NP	I39L	C0580L
8	YPL10002	1.5D	PB	I39L	C0287

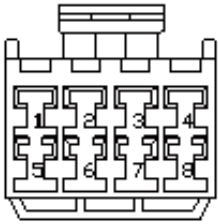
**Service Repair Kits**

CSA	1.50- 2.00 CSA	
<b>Cavities: 1,3,5-8</b>		
418-549-48	SRK ITEM DS090 FAMILY 2.0CSA	I
418-113	SRK ITEM	I
418-104	SRK ITEM R/B	I
418-108	SRK ITEM PIDG BLUE	I
418-117	SRK ITEM	I
418-116A	SRK ITEM	I
VUB001670		

CSA	0.20- 0.50 CSA	
<b>Cavities: 2,4</b>		
418-549-45	SRK ITEM DS090 FAMILY 1.5CSA	I
418-112	SRK ITEM	I
418-104	SRK ITEM R/B	I

418-107	SRK ITEM PIDG RED	I
418-117	SRK ITEM	I
418-116A	SRK ITEM	I
VUB001640		

**Connector: C1739**



**NATURAL**

**Part No.: AFU3574**

**Colour: NATURAL**


**Cavities: 8WY**

**Harness: MAIN LH + RH HARNESS**

**Description: Switch-Column**

**Location: Underside of steering column**

**Qualifier:**



**Wire Chart**

CAV	TERMINAL	CSA	COL	CCT	DESTN
1	YPL10002	2.0D	U	I39L	S/JOINT SJ38
2	AFU3572	0.5D	GW	I39L	C0287
3	YPL10002	1.5D	LGN	I39L	S/JOINT SJ79
4	AFU3572	0.5D	GR	I39L	C0287
5	YPL10002	2.0D	UW	I39L	C0581L
6	YPL10002	1.5D	UR	I39L	C0581L
7	YPL10002	1.5D	NP	I39L	C0580L
8	YPL10002	1.5D	PB	I39L	C0287

**Service Repair Kits**

CSA	1.50- 2.00 CSA	
<b>Cavities: 1,3,5-8</b>		
418-549-48	SRK ITEM DS090 FAMILY 2.0CSA	I
418-113	SRK ITEM	I
418-104	SRK ITEM R/B	I
418-108	SRK ITEM PIDG BLUE	I
418-117	SRK ITEM	I
418-116A	SRK ITEM	I
VUB001670		

CSA	0.20- 0.50 CSA
-----	----------------

<b>Cavities: 2,4</b>		
418-549-45	SRK ITEM DS090 FAMILY I.5CSA	I
418-112	SRK ITEM	I
418-104	SRK ITEM R/B	I
418-107	SRK ITEM PIDG RED	I
418-117	SRK ITEM	I
418-116A	SRK ITEM	I
VUB001640		

[Click here to print](#)

Connector: **C1740**

Description: **Switch-Wash/wipe-Windscreen**

Location: **Underside of steering column**

Qualifier:




NATURAL

Part No.: **YPCI0038**

Colour: **NATURAL**

Cavities: **6WY**

Harness: **MAIN LH + RH HARNESS**



**Wire Chart**

CAV	TERMINAL	CSA	COL	CCT	DESTN
1	YPL10002	2.0D	ULG	I39L	C1510
2	YPL10002	1.5D	LGB	I39L	C0285
3	YPL10002	1.5D	WG	I39L	C0303L
4	YPL10002	2.0D	YLG	I39L	C0303L
5	YPL10002	2.0D	RLG	I39L	C1510
6	YPL10002	2.0D	WG	I39L	S/JOINT SJ45

**Service Repair Kits**

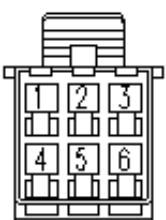
CSA	1.50- 2.00 CSA	
<b>Cavities: 1,2-6</b>		
418-549-48	SRK ITEM DS090 FAMILY 2.0CSA	I
418-113	SRK ITEM	I
418-104	SRK ITEM R/B	I
418-108	SRK ITEM PIDG BLUE	I
418-117	SRK ITEM	I
418-116A	SRK ITEM	I
VUB001670		

Connector: **C1740**

Description: **Switch-Wash/wipe-Windscreen**

Location: **Underside of steering column**

Qualifier:




NATURAL

Part No.: **YPCI0038**

**Colour: NATURAL**

**Cavities: 6WY**

**Harness: MAIN LH + RH HARNESS**



**Wire Chart**

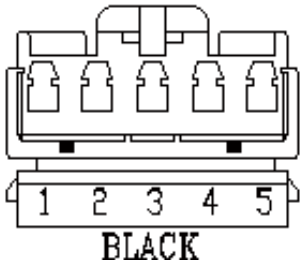
CAV	TERMINAL	CSA	COL	CCT	DESTN
1	YPL10002	2.0D	ULG	I39L	C1510
2	YPL10002	1.5D	LGB	I39L	C0285
3	YPL10002	1.5D	WG	I39L	C0303L
4	YPL10002	2.0D	YLG	I39L	C0303L
5	YPL10002	2.0D	RLG	I39L	C1510
6	YPL10002	2.0D	WG	I39L	S/JOINT SJ45

**Service Repair Kits**

CSA	1.50- 2.00 CSA	
<b>Cavities: 1,2-6</b>		
418-549-48	SRK ITEM DS090 FAMILY 2.0CSA	1
418-113	SRK ITEM	1
418-104	SRK ITEM R/B	1
418-108	SRK ITEM PIDG BLUE	1
418-117	SRK ITEM	1
418-116A	SRK ITEM	1
VUB001670		

[Click here to print](#)

Connector: **C1741**



Part No.: **YPCI0523**

Colour: **BLACK**

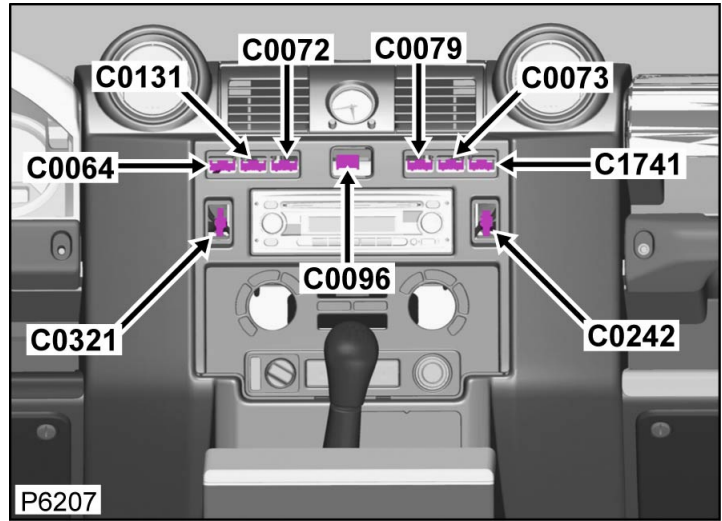
Cavities: **5WY**

Harness: **MAIN LH + RH HARNESS**

Description: **Switch-Fog guard-lamp-Rear**

Location: **Instrument panel-Center**

Qualifier:



**Wire Chart**

CAV	TERMINAL	CSA	COL	CCT	DESTN
1	AFU3752	0.5D	BS	200R	C0543
2	AFU3752	0.5D	RO	200R	C0286
4	AFU3752	0.5D	B	200R	C0289
5	AFU3753	1.0D	RY	200R	S/JOINT SJ47

**Service Repair Kits**

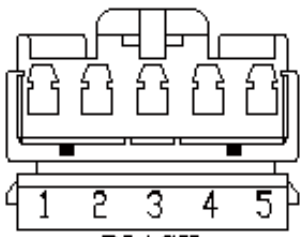
CSA	0.75- 1.50 CSA	
<b>Cavities: 1,2,4,5</b>		
418-549-62	SRK ITEM MULTILOCK 070 FAMILY 1.5CSA	1
418-112	SRK ITEM	1
418-104	SRK ITEM R/B	1
418-107	SRK ITEM PIDG RED	1
418-116A	SRK ITEM	1
VUB002010		

Connector: **C1741**

Description: **Switch-Fog guard-lamp-Rear**

Location: **Instrument panel-Center**

Qualifier:



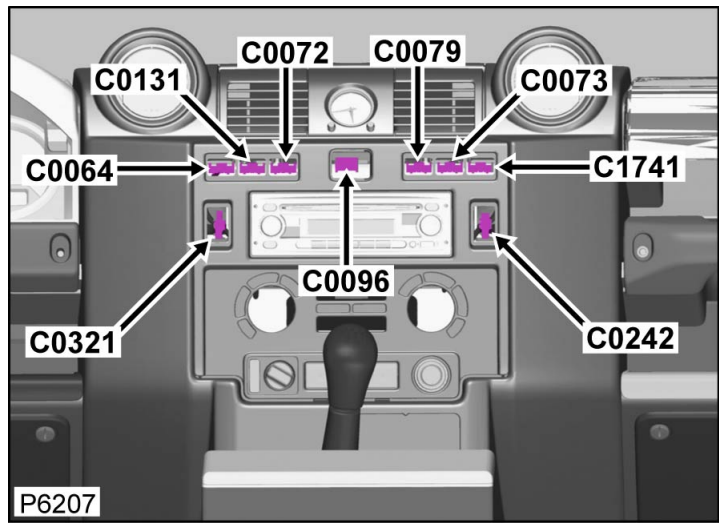
BLACK

Part No.: **YPCI0523**

Colour: **BLACK**

Cavities: **5WY**

Harness: **MAIN LH + RH HARNESS**



**Wire Chart**

CAV	TERMINAL	CSA	COL	CCT	DESTN
1	AFU3752	0.5D	BS	200R	C0543
2	AFU3752	0.5D	RO	200R	C0286
4	AFU3752	0.5D	B	200R	C0289
5	AFU3753	1.0D	RY	200R	S/JOINT SJ47

**Service Repair Kits**

CSA	0.75- 1.50 CSA	
<b>Cavities: 1,2,4,5</b>		
418-549-62	SRK ITEM MULTILOCK 070 FAMILY 1.5CSA	1
418-112	SRK ITEM	1
418-104	SRK ITEM R/B	1
418-107	SRK ITEM PIDG RED	1
418-116A	SRK ITEM	1
VUB002010		

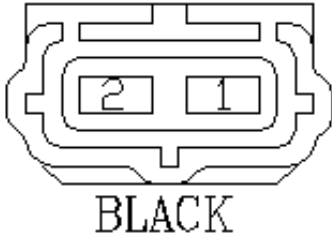
[Click here to print](#)

Connector: **C1745**

Description: **Turn signal indicator/ hazard flasher lamp-Rear-LH**

Location: **LH rear of vehicle**

Qualifier:




Part No.: **YPCI0070**

Colour: **BLACK**

Cavities: **2WY**

Harness: **CHASSIS HARNESS**



**Wire Chart**

CAV	TERMINAL	CSA	COL	CCT	DESTN
1	AFU3802	1.5D	B	772	S/JOINT SJ1
1	AFU3802	1.5D	B	985	S/JOINT SJ1
2	AFU3802	1.5D	GR	772	S/JOINT SJ22
2	AFU3802	1.5D	GR	985	S/JOINT SJ7

**Service Repair Kits**

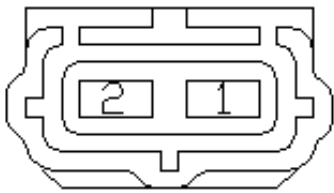
CSA	0.70- 2.00 CSA	
<b>Cavities: 1,2</b>		
418-549-49	SRK ITEM ECONOSEAL FAMILY 2.0CSA	1
418-113	SRK ITEM	1
418-104	SRK ITEM R/B	1
418-108	SRK ITEM PIDG BLUE	1
418-117	SRK ITEM	1
418-116A	SRK ITEM	1
VUB001680		

Connector: **C1745**

Description: **Turn signal indicator/ hazard flasher lamp-Rear-LH**

Location: **LH rear of vehicle**

Qualifier:



BLACK

Part No.: **YPCI0070**

Colour: **BLACK**

Cavities: **2WY**

Harness: **CHASSIS HARNESS**



**Wire Chart**

CAV	TERMINAL	CSA	COL	CCT	DESTN
1	AFU3802	1.5D	B	772	S/JOINT SJ1
1	AFU3802	1.5D	B	985	S/JOINT SJ1
2	AFU3802	1.5D	GR	772	S/JOINT SJ22
2	AFU3802	1.5D	GR	985	S/JOINT SJ7

**Service Repair Kits**

CSA	0.70- 2.00 CSA	
<b>Cavities: 1,2</b>		
418-549-49	SRK ITEM ECONOSEAL FAMILY 2.0CSA	1
418-113	SRK ITEM	1
418-104	SRK ITEM R/B	1
418-108	SRK ITEM PIDG BLUE	1
418-117	SRK ITEM	1
418-116A	SRK ITEM	1
VUB001680		

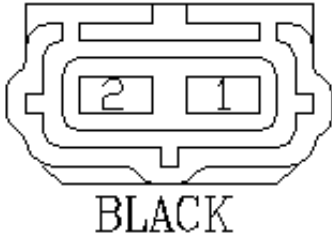
[Click here to print](#)

Connector: **C1756**

Description: **Turn signal indicator/ hazard flasher lamp-Rear-RH**

Location: **RH rear of vehicle**

Qualifier:




Part No.: **YPCI0070**

Colour: **BLACK**

Cavities: **2WY**

Harness: **CHASSIS HARNESS**



**Wire Chart**

CAV	TERMINAL	CSA	COL	CCT	DESTN
1	AFU3802	1.5D	B	772	S/JOINT SJ26
1	AFU3802	1.5D	B	985	S/JOINT SJ4
2	AFU3802	1.5D	GW	772	S/JOINT SJ25
2	AFU3802	1.5D	GW	985	S/JOINT SJ6

**Service Repair Kits**

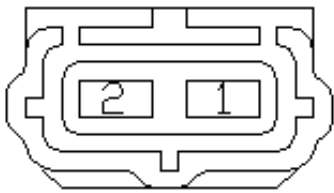
CSA	0.70- 2.00 CSA	
<b>Cavities: 1,2</b>		
418-549-49	SRK ITEM ECONOSEAL FAMILY 2.0CSA	1
418-113	SRK ITEM	1
418-104	SRK ITEM R/B	1
418-108	SRK ITEM PIDG BLUE	1
418-117	SRK ITEM	1
418-116A	SRK ITEM	1
VUB001680		

Connector: **C1756**

Description: **Turn signal indicator/ hazard flasher lamp-Rear-RH**

Location: **RH rear of vehicle**

Qualifier:




BLACK

Part No.: **YPCI0070**

Colour: **BLACK**

Cavities: **2WY**

Harness: **CHASSIS HARNESS**



**Wire Chart**

CAV	TERMINAL	CSA	COL	CCT	DESTN
1	AFU3802	1.5D	B	772	S/JOINT SJ26
1	AFU3802	1.5D	B	985	S/JOINT SJ4
2	AFU3802	1.5D	GW	772	S/JOINT SJ25
2	AFU3802	1.5D	GW	985	S/JOINT SJ6

**Service Repair Kits**

CSA	0.70- 2.00 CSA	
<b>Cavities: 1,2</b>		
418-549-49	SRK ITEM ECONOSEAL FAMILY 2.0CSA	1
418-113	SRK ITEM	1
418-104	SRK ITEM R/B	1
418-108	SRK ITEM PIDG BLUE	1
418-117	SRK ITEM	1
418-116A	SRK ITEM	1
VUB001680		

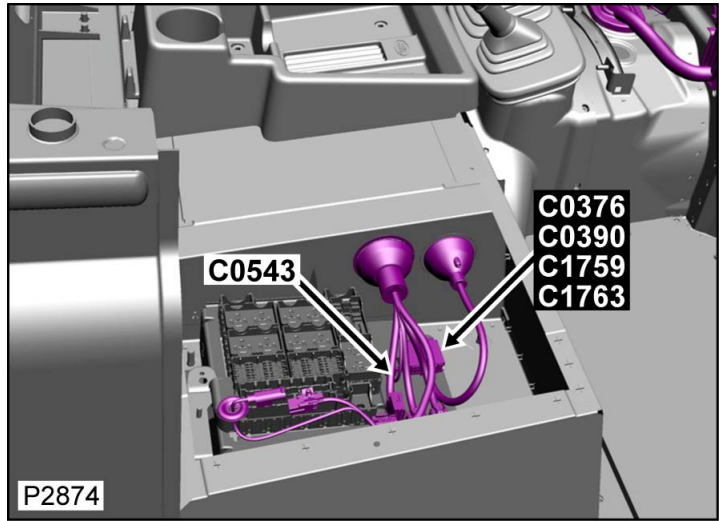
[Click here to print](#)

Connector: **C1759**

Description: **Chassis harness to main harness**

Location: **Beneath RH Front seat**

Qualifier:



Part No.: **YPC803300**

Colour: **GREY**

Cavities: **24WY**

Harness: **CHASSIS HARNESS**

**Wire Chart**

CAV	TERMINAL	CSA	COL	CCT	DESTN
1	YPJ500310	2.5D	P	771	C0929
1	YPJ500310	2.5D	P	985	C1305
2	YPJ800250	0.5D	BU	771	C0309
3	YPJ800250	0.5D	BO	771	C0311
5	YPJ800250	0.75D	RB	771	S/JOINT SJ18
5	YPJ800250	0.75D	RB	985	C0490
6	YPJ800250	0.75D	GO	771	C0115
6	YPJ800250	0.75D	GO	985	C0115
7	YPJ800250	0.75D	YP	771	C0115
7	YPJ800250	0.75D	YP	985	C0115
8	YPJ500140	1.5D	S	771	C2119
8	YPJ500140	1.5D	S	985	C2120
9	YPJ500140	1.5D	RY	771	C0929
9	YPJ500140	1.5D	RY	985	C1305
					S/JOINT

**Service Repair Kits**

CSA	1.50- 1.50 CSA	
<b>Cavities: 8-12,21-23</b>		
418-411-65	SRK ITEM 1.5CSA	1
418-112	SRK ITEM	1
418-104	SRK ITEM R/B	1
418-107	SRK ITEM PIDG RED	1
418-117	SRK ITEM	1
418-116A	SRK ITEM	1
VJB901060		

CSA	1.50- 1.50 CSA	
<b>Cavities: 8-12,21-23</b>		
418-104	SRK ITEM R/B	1
418-108	SRK ITEM PIDG BLUE	1
418-113	SRK ITEM	1
418-116A	SRK ITEM	1

10	YPJ500140	1.5D	GR	771	SJ16
10	YPJ500140	1.5D	GR	985	S/JOINT SJ7
11	YPJ500140	1.5D	GW	771	S/JOINT SJ17
11	YPJ500140	1.5D	GW	985	S/JOINT SJ6
12	YPJ500140	1.5D	GP	771	S/JOINT SJ20
12	YPJ500140	1.5D	GP	985	S/JOINT SJ5
13	YPJ500310	2.5D	NS	771	C0115
13	YPJ500310	2.5D	NS	985	C0115
14	YPJ800250	0.5D	BG	771	C0308
15	YPJ800250	0.5D	BY	771	C0310
16	YPJ800250	0.75D	RO	771	S/JOINT SJ15
16	YPJ800250	0.75D	RO	985	S/JOINT SJ8
17	YPJ800250	0.75D	BG	771	C0704
21	YPJ500140	1.5D	W	771	C2122
21	YPJ500140	1.5D	W	985	C2121
22	YPJ500140	1.5D	GN	771	C0929
22	YPJ500140	1.5D	GN	985	C1305
23	YPJ500140	1.5D	WB	771	C0704
24	YPJ500220	1.0D	WG	771	C0704

418-117	SRK ITEM	I
YMI901570	SRK ITEM	I
VUB903350		

<b>CSA</b>	<b>0.75- 1.00 CSA</b>	
<b>Cavities: 24</b>		
418-411-15	SRK ITEM 1.0CSA	I
418-112	SRK ITEM	I
418-104	SRK ITEM R/B	I
418-107	SRK ITEM PIDG RED	I
418-117	SRK ITEM	I
418-116A	SRK ITEM	I
VUB900560		

<b>CSA</b>	<b>0.50- 0.75 CSA</b>	
<b>Cavities: 2,3,5-7,14-17</b>		
418-411-47	SRK ITEM 0.75CSA	I
418-112	SRK ITEM	I
418-107	SRK ITEM PIDG RED	I
418-117	SRK ITEM	I
418-116A	SRK ITEM	I
VUB901210		

<b>CSA</b>	<b>0.50- 0.75 CSA</b>	
<b>Cavities: 2,3,5-7,14-17</b>		
418-104	SRK ITEM R/B	I
418-107	SRK ITEM PIDG RED	I

418-112	SRK ITEM	I
418-116A	SRK ITEM	I
418-117	SRK ITEM	I
YMI901640	SRK ITEM	I
VUB903340		

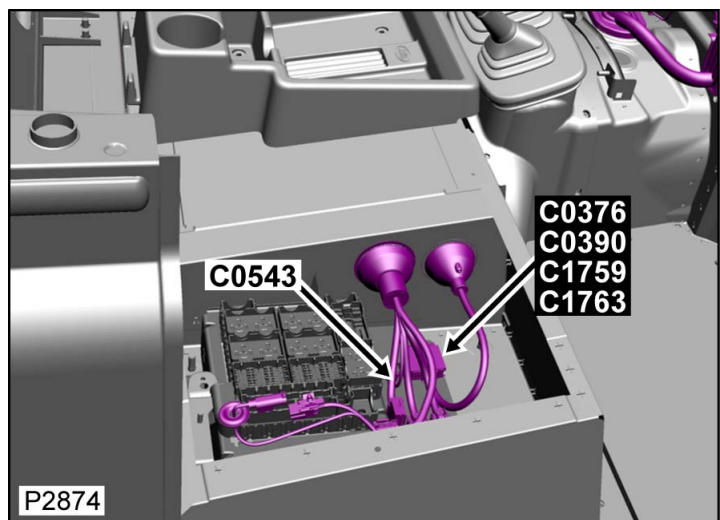
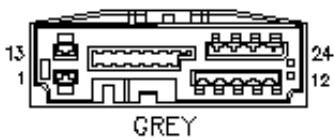
CSA	1.50- 2.50 CSA	
<b>Cavities: 1,13</b>		
418-411-16	SRK ITEM 2.5CSA	I
418-113	SRK ITEM	I
418-104	SRK ITEM R/B	I
418-108	SRK ITEM PIDG BLUE	I
418-117	SRK ITEM	I
418-116A	SRK ITEM	I
VUB900570		

**Connector: C1759**

**Description: Chassis harness to main harness**

**Location: Beneath RH Front seat**

**Qualifier:**



**Part No.: YPC803300**

**Colour: GREY**

**Cavities: 24WY**

**Harness: CHASSIS HARNESS**

**Wire Chart**

CAV	TERMINAL	CSA	COL	CCT	DESTN

**Service Repair Kits**

CSA	1.50- 1.50 CSA

1	YPJ500310	2.5D	P	771	C0929
1	YPJ500310	2.5D	P	985	C1305
2	YPJ800250	0.5D	BU	771	C0309
3	YPJ800250	0.5D	BO	771	C0311
5	YPJ800250	0.75D	RB	771	S/JOINT SJ18
5	YPJ800250	0.75D	RB	985	C0490
6	YPJ800250	0.75D	GO	771	C0115
6	YPJ800250	0.75D	GO	985	C0115
7	YPJ800250	0.75D	YP	771	C0115
7	YPJ800250	0.75D	YP	985	C0115
8	YPJ500140	1.5D	S	771	C2119
8	YPJ500140	1.5D	S	985	C2120
9	YPJ500140	1.5D	RY	771	C0929
9	YPJ500140	1.5D	RY	985	C1305
10	YPJ500140	1.5D	GR	771	S/JOINT SJ16
10	YPJ500140	1.5D	GR	985	S/JOINT SJ7
11	YPJ500140	1.5D	GW	771	S/JOINT SJ17
11	YPJ500140	1.5D	GW	985	S/JOINT SJ6
12	YPJ500140	1.5D	GP	771	S/JOINT SJ20
12	YPJ500140	1.5D	GP	985	S/JOINT SJ5
13	YPJ500310	2.5D	NS	771	C0115
13	YPJ500310	2.5D	NS	985	C0115
14	YPJ800250	0.5D	BG	771	C0308

<b>Cavities: 8-12,21-23</b>		
418-411-65	SRK ITEM 1.5CSA	I
418-112	SRK ITEM	I
418-104	SRK ITEM R/B	I
418-107	SRK ITEM PIDG RED	I
418-117	SRK ITEM	I
418-116A	SRK ITEM	I
VUB901060		

<b>CSA</b>	<b>1.50- 1.50 CSA</b>	
<b>Cavities: 8-12,21-23</b>		
418-104	SRK ITEM R/B	I
418-108	SRK ITEM PIDG BLUE	I
418-113	SRK ITEM	I
418-116A	SRK ITEM	I
418-117	SRK ITEM	I
YMI901570	SRK ITEM	I
VUB903350		

<b>CSA</b>	<b>0.75- 1.00 CSA</b>	
<b>Cavities: 24</b>		
418-411-15	SRK ITEM 1.0CSA	I
418-112	SRK ITEM	I
418-104	SRK ITEM R/B	I
418-107	SRK ITEM PIDG RED	I
418-117	SRK ITEM	I

15	YPJ800250	0.5D	BY	771	C0310
16	YPJ800250	0.75D	RO	771	S/JOINT SJ15
16	YPJ800250	0.75D	RO	985	S/JOINT SJ8
17	YPJ800250	0.75D	BG	771	C0704
21	YPJ500140	1.5D	W	771	C2122
21	YPJ500140	1.5D	W	985	C2121
22	YPJ500140	1.5D	GN	771	C0929
22	YPJ500140	1.5D	GN	985	C1305
23	YPJ500140	1.5D	WB	771	C0704
24	YPJ500220	1.0D	WG	771	C0704

418-116A	SRK ITEM	I
VUB900560		
<b>CSA</b>	<b>0.50- 0.75 CSA</b>	
<b>Cavities: 2,3,5-7,14-17</b>		
418-411-47	SRK ITEM 0.75CSA	I
418-112	SRK ITEM	I
418-107	SRK ITEM PIDG RED	I
418-117	SRK ITEM	I
418-116A	SRK ITEM	I
VUB901210		

<b>CSA</b>	<b>0.50- 0.75 CSA</b>	
<b>Cavities: 2,3,5-7,14-17</b>		
418-104	SRK ITEM R/B	I
418-107	SRK ITEM PIDG RED	I
418-112	SRK ITEM	I
418-116A	SRK ITEM	I
418-117	SRK ITEM	I
YMI901640	SRK ITEM	I
VUB903340		

<b>CSA</b>	<b>1.50- 2.50 CSA</b>	
<b>Cavities: 1,13</b>		
418-411-16	SRK ITEM 2.5CSA	I
418-113	SRK ITEM	I
418-104	SRK ITEM R/B	I

418-108	SRK ITEM PIDG BLUE	I
418-117	SRK ITEM	I
418-116A	SRK ITEM	I
VUB900570		

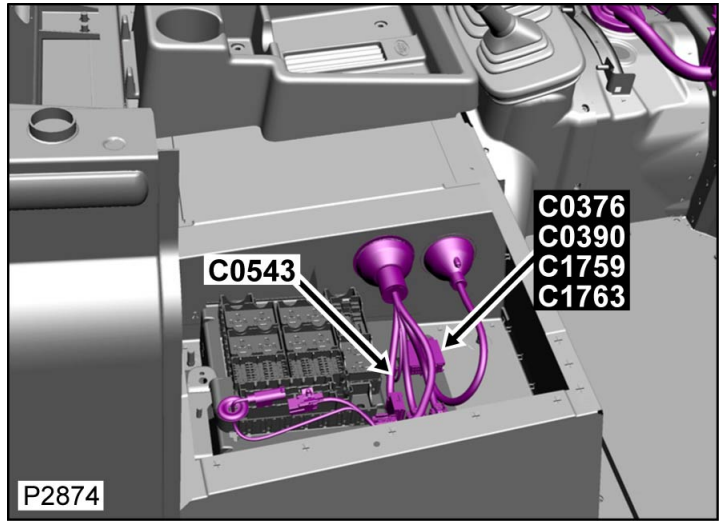
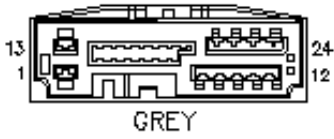
[Click here to print](#)

Connector: **C1763**

Description: **Chassis harness to main harness**

Location: **Beneath RH Front seat**

Qualifier:



Part No.: **YPC803300**

Colour: **GREY**

Cavities: **24WY**

Harness: **CHASSIS HARNESS**

**Wire Chart**

CAV	TERMINAL	CSA	COL	CCT	DESTN
1	YPJ500310	2.5D	P	772	C1305
5	YPJ800250	0.75D	RB	772	S/JOINT SJ23
6	YPJ800250	0.75D	GO	772	C0115
7	YPJ800250	0.75D	YP	772	C0115
8	YPJ500140	1.5D	S	772	C2120
9	YPJ500140	1.5D	RY	772	C1305
10	YPJ500140	1.5D	GR	772	S/JOINT SJ22
11	YPJ500140	1.5D	GW	772	S/JOINT SJ25
12	YPJ500140	1.5D	GP	772	S/JOINT SJ21
13	YPJ500310	2.5D	NS	772	C0115
16	YPJ800250	0.75D	RO	772	S/JOINT SJ24
21	YPJ500140	1.5D	W	772	C2121
22	YPJ500140	1.5D	GN	772	C1305

**Service Repair Kits**

CSA	0.50- 0.75 CSA	
<b>Cavities: 5-7,16</b>		
418-411-47	SRK ITEM 0.75CSA	I
418-112	SRK ITEM	I
418-107	SRK ITEM PIDG RED	I
418-117	SRK ITEM	I
418-116A	SRK ITEM	I
VJB901210		

CSA	0.50- 0.75 CSA	
<b>Cavities: 5-7,16</b>		
418-104	SRK ITEM R/B	I
418-107	SRK ITEM PIDG RED	I
418-112	SRK ITEM	I
418-116A	SRK ITEM	I
418-117	SRK ITEM	I

YMI901640	SRK ITEM	I
VUB903340		

<b>CSA</b>	<b>I.50- 2.50 CSA</b>	
<b>Cavities: I, I3</b>		
418-411-16	SRK ITEM 2.5CSA	I
418-113	SRK ITEM	I
418-104	SRK ITEM R/B	I
418-108	SRK ITEM PIDG BLUE	I
418-117	SRK ITEM	I
418-116A	SRK ITEM	I
VUB900570		

<b>CSA</b>	<b>I.50- I.50 CSA</b>	
<b>Cavities: 8- I2,2I,22</b>		
418-411-65	SRK ITEM I.5CSA	I
418-112	SRK ITEM	I
418-104	SRK ITEM R/B	I
418-107	SRK ITEM PIDG RED	I
418-117	SRK ITEM	I
418-116A	SRK ITEM	I
VUB901060		

<b>CSA</b>	<b>I.50- I.50 CSA</b>	
<b>Cavities: 8- I2,2I,22</b>		
418-104	SRK ITEM R/B	I
418-108	SRK ITEM PIDG BLUE	I

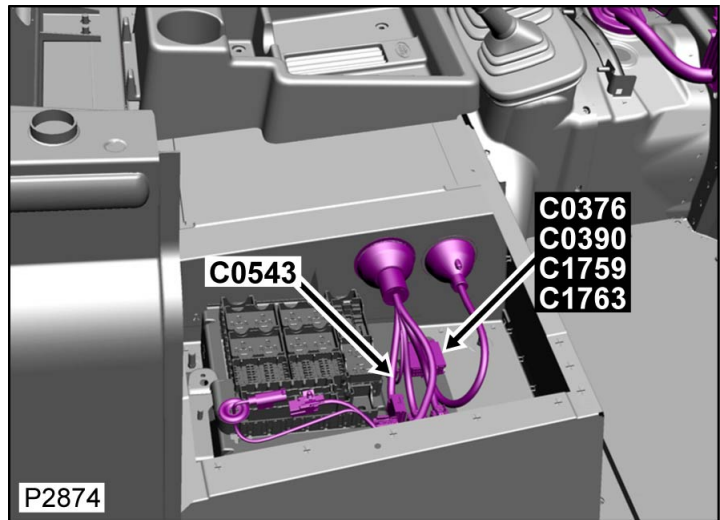
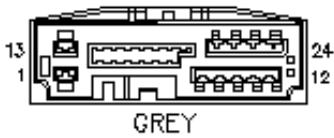
418-113	SRK ITEM	I
418-116A	SRK ITEM	I
418-117	SRK ITEM	I
YMI901570	SRK ITEM	I
VUB903350		

**Connector: C1763**

**Description: Chassis harness to main harness**

**Location: Beneath RH Front seat**

**Qualifier:**



**Part No.: YPC803300**

**Colour: GREY**

**Cavities: 24WY**

**Harness: CHASSIS HARNESS**

**Wire Chart**

CAV	TERMINAL	CSA	COL	CCT	DESTN
1	YPJ500310	2.5D	P	772	C1305
5	YPJ800250	0.75D	RB	772	S/JOINT SJ23
6	YPJ800250	0.75D	GO	772	C0115
7	YPJ800250	0.75D	YP	772	C0115
8	YPJ500140	1.5D	S	772	C2120
9	YPJ500140	1.5D	RY	772	C1305
10	YPJ500140	1.5D	GR	772	S/JOINT SJ22
11	YPJ500140	1.5D	GW	772	S/JOINT SJ25
12	YPJ500140	1.5D	GP	772	S/JOINT

**Service Repair Kits**

CSA	0.50- 0.75 CSA	
<b>Cavities: 5-7,16</b>		
418-411-47	SRK ITEM 0.75CSA	I
418-112	SRK ITEM	I
418-107	SRK ITEM PIDG RED	I
418-117	SRK ITEM	I
418-116A	SRK ITEM	I
VUB901210		

CSA	0.50- 0.75 CSA	
<b>Cavities: 5-7,16</b>		

					SJ21
13	YPJ500310	2.5D	NS	772	C0115
16	YPJ800250	0.75D	RO	772	S/JOINT SJ24
21	YPJ500140	1.5D	W	772	C2121
22	YPJ500140	1.5D	GN	772	C1305

418-104	SRK ITEM R/B	I
418-107	SRK ITEM PIDG RED	I
418-112	SRK ITEM	I
418-116A	SRK ITEM	I
418-117	SRK ITEM	I
YMI901640	SRK ITEM	I
VUB903340		

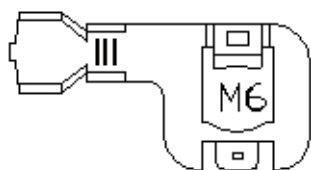
<b>CSA</b>	<b>1.50- 2.50 CSA</b>	
<b>Cavities: 1,13</b>		
418-411-16	SRK ITEM 2.5CSA	I
418-113	SRK ITEM	I
418-104	SRK ITEM R/B	I
418-108	SRK ITEM PIDG BLUE	I
418-117	SRK ITEM	I
418-116A	SRK ITEM	I
VUB900570		

<b>CSA</b>	<b>1.50- 1.50 CSA</b>	
<b>Cavities: 8-12,21,22</b>		
418-411-65	SRK ITEM 1.5CSA	I
418-112	SRK ITEM	I
418-104	SRK ITEM R/B	I
418-107	SRK ITEM PIDG RED	I
418-117	SRK ITEM	I
418-116A	SRK ITEM	I

<b>CSA</b>	<b>1.50- 1.50 CSA</b>	
<b>Cavities: 8-12,21,22</b>		
418-104	SRK ITEM R/B	I
418-108	SRK ITEM PIDG BLUE	I
418-113	SRK ITEM	I
418-116A	SRK ITEM	I
418-117	SRK ITEM	I
YMI901570	SRK ITEM	I
VUB903350		

[Click here to print](#)

Connector: **C1947**



Part No.: **YPG900270**

Colour: **TIN PLATED**

Cavities: **IWY**

Harness: **MAIN LH + RH HARNESS**

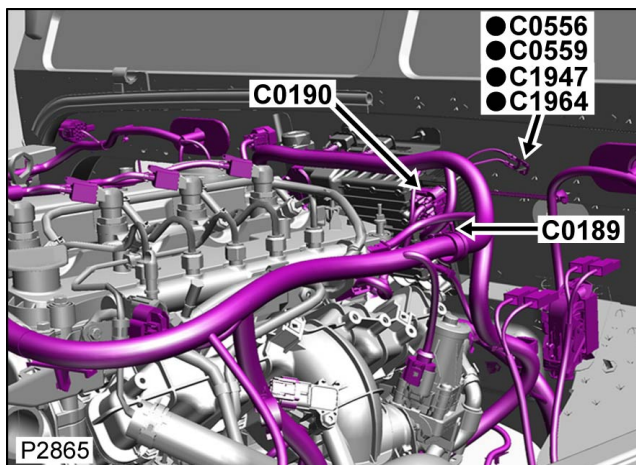
#### Wire Chart

CAV	TERMINAL	CSA	COL	CCT	DESTN
I	-	0.75D	B	499	C0872

Description: **Ground point**

Location: **Rear LH side of engine compartment**

Qualifier:



#### Service Repair Kits

Refer to Harness Repair information

Se référer aux informations de réparation de faisceau

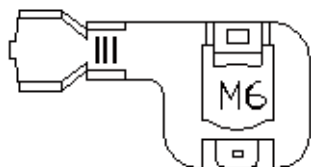
Siehe Informationen über Kabelbaumreparaturen

Vedere le informazioni che trattano le operazioni di riparazione del cablaggio

Remítase a la información sobre reparación de mazos de cables

Raadpleeg de informatie over kabelboomreparaties

Connector: **C1947**



Part No.: **YPG900270**

Colour: **TIN PLATED**

Cavities: **IWY**

Harness: **MAIN LH + RH HARNESS**

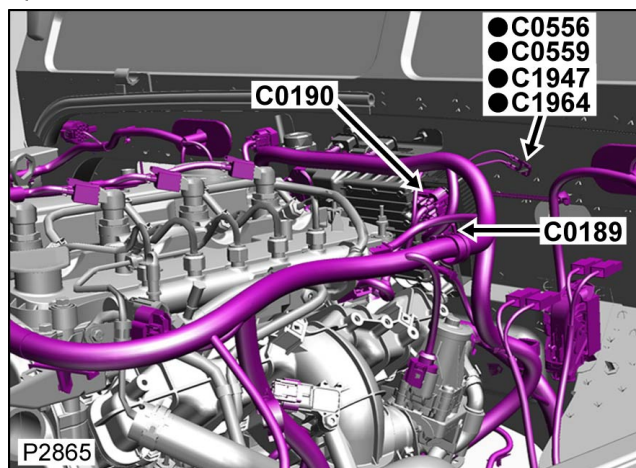
#### Wire Chart

CAV	TERMINAL	CSA	COL	CCT	DESTN
I	-	0.75D	B	499	C0872

Description: **Ground point**

Location: **Rear LH side of engine compartment**

Qualifier:



#### Service Repair Kits

Refer to Harness Repair information

Se référer aux informations de réparation de faisceau

Siehe Informationen über Kabelbaumreparaturen

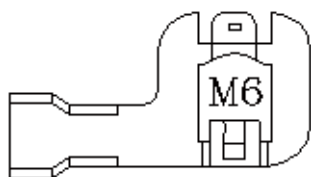
Vedere le informazioni che trattano le operazioni  
di riparazione del cablaggio

Remítase a la información sobre reparación de  
mazos de cables

Raadpleeg de informatie over kabelboomreparaties

[Click here to print](#)

Connector: **C1964**



Part No.: **YPG900310**

Colour: **TIN PLATED**

Cavities: **IWY**

Harness: **MAIN LH + RH HARNESS**

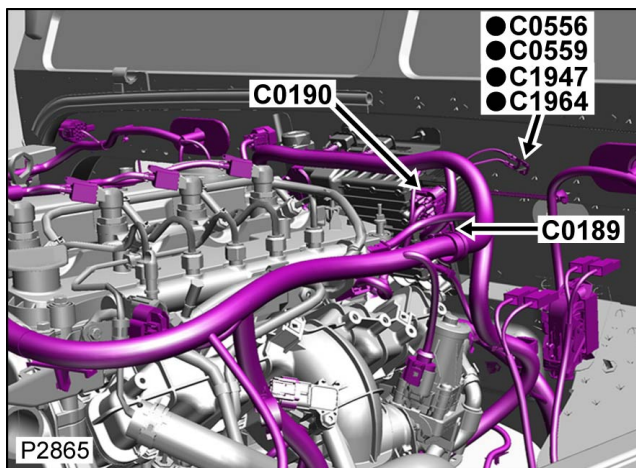
#### Wire Chart

CAV	TERMINAL	CSA	COL	CCT	DESTN
I	-	0.75D	B	254	C0190

Description: **Ground point**

Location: **Rear LH side of engine compartment**

Qualifier:



#### Service Repair Kits

Refer to Harness Repair information

Se référer aux informations de réparation de faisceau

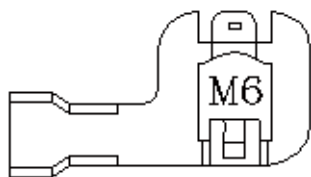
Siehe Informationen über Kabelbaumreparaturen

Vedere le informazioni che trattano le operazioni di riparazione del cablaggio

Remítase a la información sobre reparación de mazos de cables

Raadpleeg de informatie over kabelboomreparaties

Connector: **C1964**



Part No.: **YPG900310**

Colour: **TIN PLATED**

Cavities: **IWY**

Harness: **MAIN LH + RH HARNESS**

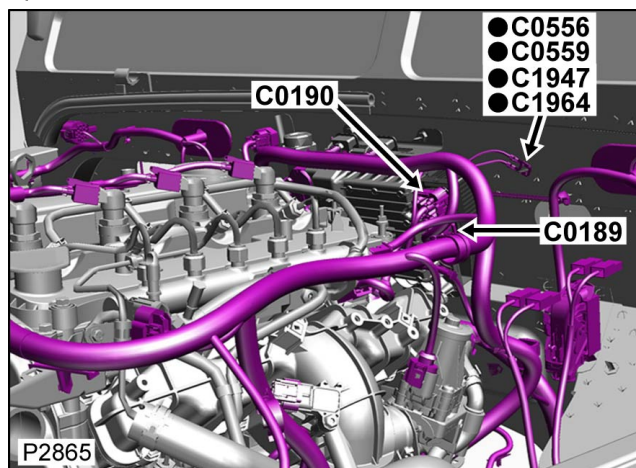
#### Wire Chart

CAV	TERMINAL	CSA	COL	CCT	DESTN
I	-	0.75D	B	254	C0190

Description: **Ground point**

Location: **Rear LH side of engine compartment**

Qualifier:



#### Service Repair Kits

Refer to Harness Repair information

Se référer aux informations de réparation de faisceau

Siehe Informationen über Kabelbaumreparaturen

Vedere le informazioni che trattano le operazioni  
di riparazione del cablaggio

Remítase a la información sobre reparación de  
mazos de cables

Raadpleeg de informatie over kabelboomreparaties

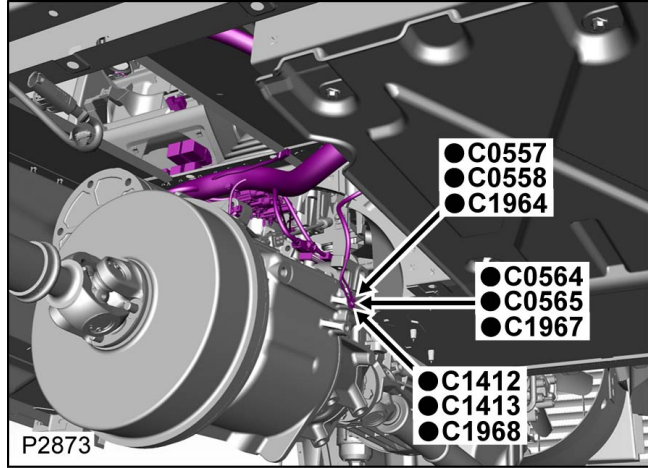
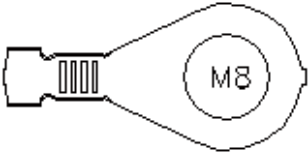
[Click here to print](#)

Connector: **C1964**

Description: **Ground point**

Location: **RH side of transfer box**

Qualifier:



Part No.: **YPG101220**

Colour: **TIN PLATED**

Cavities: **IWY**

Harness: **CHASSIS HARNESS**

**Wire Chart**

CAV	TERMINAL	CSA	COL	CCT	DESTN
I	-	2.5D	B	770	C0114

**Service Repair Kits**

Refer to Harness Repair information

Se référer aux informations de réparation de faisceau

Siehe Informationen über Kabelbaumreparaturen

Vedere le informazioni che trattano le operazioni di riparazione del cablaggio

Remítase a la información sobre reparación de mazos de cables

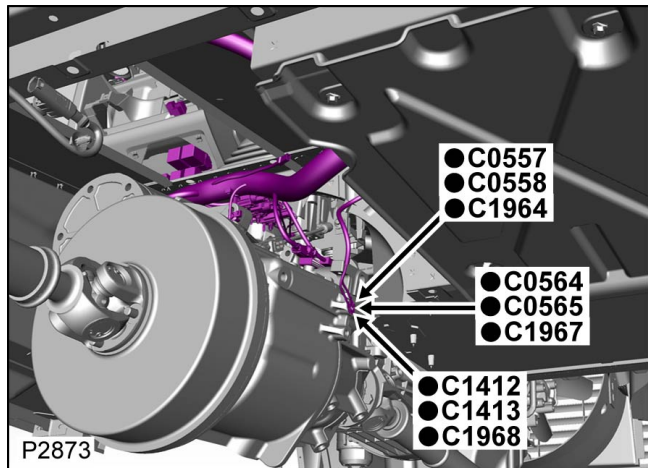
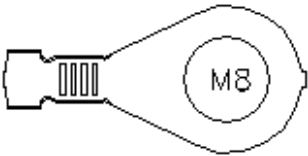
Raadpleeg de informatie over kabelboomreparaties

Connector: **C1964**

Description: **Ground point**

Location: **RH side of transfer box**

Qualifier:



Part No.: **YPG101220**

Colour: **TIN PLATED**

Cavities: **IWY**

Harness: **CHASSIS HARNESS**

**Wire Chart**

CAV	TERMINAL	CSA	COL	CCT	DESTN
I	-	2.5D	B	770	C0114

**Service Repair Kits**

Refer to Harness Repair information

Se référer aux informations de réparation de faisceau

Siehe Informationen über Kabelbaumreparaturen

Wieke Informationen über Kabelboomreparaturen

Vedere le informazioni che trattano le operazioni  
di riparazione del cablaggio

Remítase a la información sobre reparación de  
mazos de cables

Raadpleeg de informatie over kabelboomreparaties

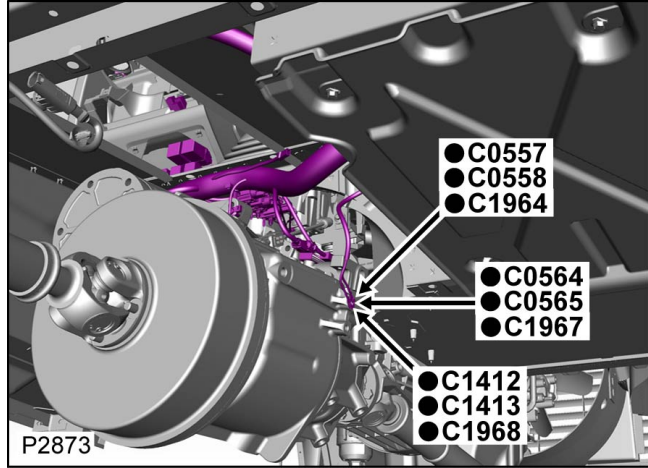
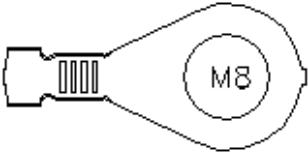
[Click here to print](#)

Connector: **C1967**

Description: **Ground point**

Location: **RH side of transfer box**

Qualifier:



Part No.: **YPG101220**

Colour: **TIN PLATED**

Cavities: **IWY**

Harness: **CHASSIS HARNESS**

**Wire Chart**

CAV	TERMINAL	CSA	COL	CCT	DESTN
I	-	2.5D	B	771	C0115
I	-	2.5D	B	985	C0115

**Service Repair Kits**

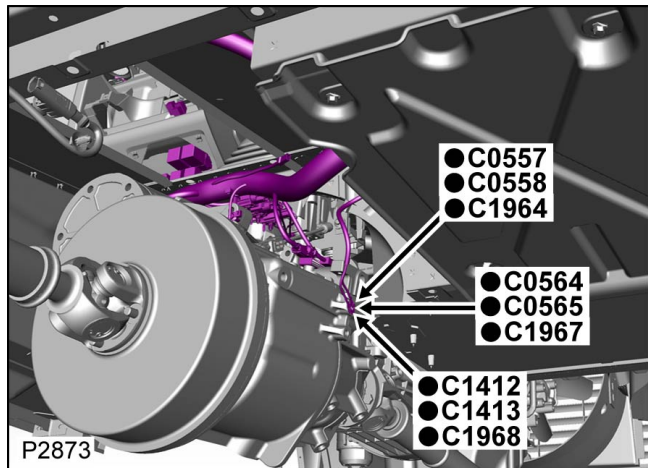
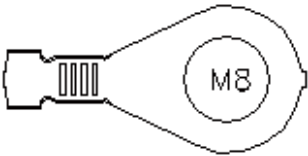
Refer to Harness Repair information  
Se référer aux informations de réparation de faisceau  
Siehe Informationen über Kabelbaumreparaturen  
Vedere le informazioni che trattano le operazioni  
di riparazione del cablaggio  
Remítase a la información sobre reparación de  
mazos de cables  
Raadpleeg de informatie over kabelboomreparaties

Connector: **C1967**

Description: **Ground point**

Location: **RH side of transfer box**

Qualifier:



Part No.: **YPG101220**

Colour: **TIN PLATED**

Cavities: **IWY**

Harness: **CHASSIS HARNESS**

**Wire Chart**

CAV	TERMINAL	CSA	COL	CCT	DESTN
I	-	2.5D	B	771	C0115
I	-	2.5D	B	985	C0115

**Service Repair Kits**

Refer to Harness Repair information  
Se référer aux informations de réparation de faisceau  
Siehe Informationen über Kabelbaumreparaturen

Wieke Informationen über Kabelboomreparaturen

Vedere le informazioni che trattano le operazioni  
di riparazione del cablaggio

Remítase a la información sobre reparación de  
mazos de cables

Raadpleeg de informatie over kabelboomreparaties

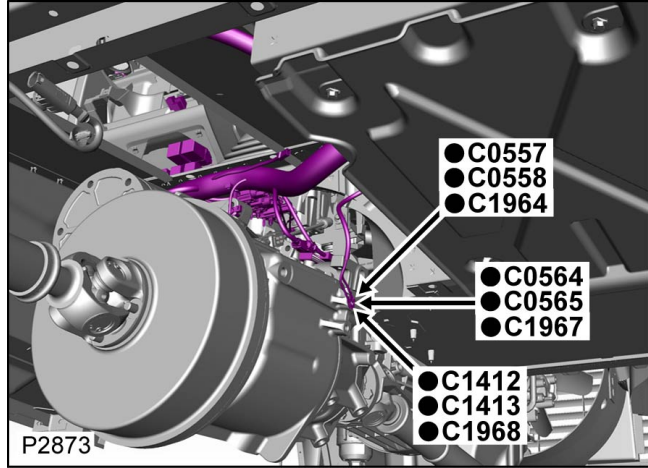
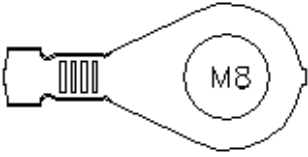
[Click here to print](#)

Connector: **C1968**

Description: **Ground point**

Location: **RH side of transfer box**

Qualifier:



Part No.: **YPG101220**

Colour: **TIN PLATED**

Cavities: **IWY**

Harness: **CHASSIS HARNESS**

**Wire Chart**

CAV	TERMINAL	CSA	COL	CCT	DESTN
I	-	2.5D	B	772	C0115

**Service Repair Kits**

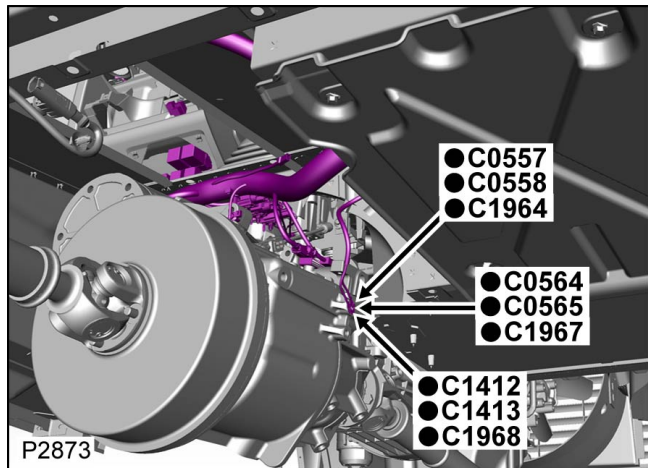
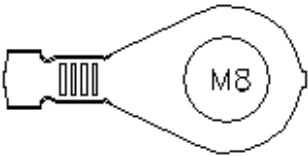
Refer to Harness Repair information  
Se référer aux informations de réparation de faisceau  
Siehe Informationen über Kabelbaumreparaturen  
Vedere le informazioni che trattano le operazioni  
di riparazione del cablaggio  
Remítase a la información sobre reparación de  
mazos de cables  
Raadpleeg de informatie over kabelboomreparaties

Connector: **C1968**

Description: **Ground point**

Location: **RH side of transfer box**

Qualifier:



Part No.: **YPG101220**

Colour: **TIN PLATED**

Cavities: **IWY**

Harness: **CHASSIS HARNESS**

**Wire Chart**

CAV	TERMINAL	CSA	COL	CCT	DESTN
I	-	2.5D	B	772	C0115

**Service Repair Kits**

Refer to Harness Repair information  
Se référer aux informations de réparation de faisceau  
Siehe Informationen über Kabelbaumreparaturen

Wieke Informationen über Kabelboomreparaturen

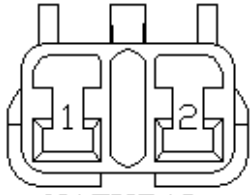
Vedere le informazioni che trattano le operazioni  
di riparazione del cablaggio

Remítase a la información sobre reparación de  
mazos de cables

Raadpleeg de informatie over kabelboomreparaties

[Click here to print](#)

Connector: **C1984**



NATURAL

Part No.: **AFU3635**

Colour: **NATURAL**


Cavities: **2WY**

Harness: **ROOF FRONT HARNESS**

Description: **Motor-Lock-Tail door**

Location: **Base of 'D' post RH side**

Qualifier:



**Wire Chart**

CAV	TERMINAL	CSA	COL	CCT	DESTN
1	YPLI0027	1.5D	K	907	C0259
2	YPLI0027	1.5D	O	907	C0259

**Service Repair Kits**

Refer to Harness Repair information

Se référer aux informations de réparation de faisceau

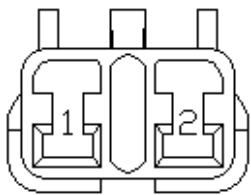
Siehe Informationen über Kabelbaumreparaturen

Vedere le informazioni che trattano le operazioni di riparazione del cablaggio

Remítase a la información sobre reparación de mazos de cables

Raadpleeg de informatie over kabelboomreparaties

Connector: **C1984**



NATURAL

Part No.: **AFU3635**

Colour: **NATURAL**


Cavities: **2WY**

Harness: **ROOF FRONT HARNESS**

Description: **Motor-Lock-Tail door**

Location: **Base of 'D' post RH side**

Qualifier:



**Wire Chart**

CAV	TERMINAL	CSA	COL	CCT	DESTN
1	YPLI0027	1.5D	K	907	C0259
2	YPLI0027	1.5D	O	907	C0259

**Service Repair Kits**

Refer to Harness Repair information

Se référer aux informations de réparation de faisceau

Siehe Informationen über Kabelbaumreparaturen

Wieke Informationen über Kabelboomreparaturen

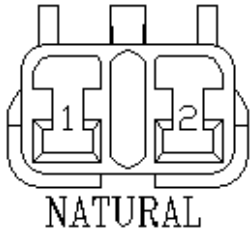
Vedere le informazioni che trattano le operazioni  
di riparazione del cablaggio

Remítase a la información sobre reparación de  
mazos de cables

Raadpleeg de informatie over kabelboomreparaties

[Click here to print](#)

Connector: **C1986**



Part No.: **AFU3635**

Colour: **NATURAL**


Cavities: **2WY**

Harness: **ROOF FRONT HARNESS**

Description: **Rear interior lamp harness to tailgate harness**

Location: **Base of 'D' post RH side**

Qualifier:



#### Wire Chart

CAV	TERMINAL	CSA	COL	CCT	DESTN
1	YPLI0027	1.5D	K	905	C0259
2	YPLI0027	1.5D	O	905	C0259

#### Service Repair Kits

Refer to Harness Repair information

Se référer aux informations de réparation de faisceau

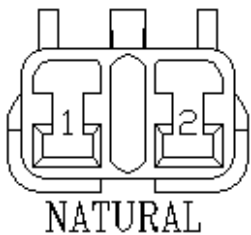
Siehe Informationen über Kabelbaumreparaturen

Vedere le informazioni che trattano le operazioni di riparazione del cablaggio

Remítase a la información sobre reparación de mazos de cables

Raadpleeg de informatie over kabelboomreparaties

Connector: **C1986**



Part No.: **AFU3635**

Colour: **NATURAL**


Cavities: **2WY**

Harness: **ROOF FRONT HARNESS**

Description: **Rear interior lamp harness to tailgate harness**

Location: **Base of 'D' post RH side**

Qualifier:



#### Wire Chart

CAV	TERMINAL	CSA	COL	CCT	DESTN
1	YPLI0027	1.5D	K	905	C0259

#### Service Repair Kits

Refer to Harness Repair information

Se référer aux informations de réparation de faisceau

2	YPLI0027	I.5D	O	905	C0259
---	----------	------	---	-----	-------

Siehe Informationen über Kabelbaumreparaturen

Vedere le informazioni che trattano le operazioni  
di riparazione del cablaggio

Remítase a la información sobre reparación de  
mazos de cables

Raadpleeg de informatie over kabelboomreparaties

[Click here to print](#)

Connector: **C1988**



NATURAL

Part No.: **AFU3584**

Colour: **NATURAL**


Cavities: **2WY**

Harness: **TAILDOOR HARNESS**

Description: **Tailgate harness to interior lamp harness**

Location: **Base of 'D' post RH side**

Qualifier:



**Wire Chart**

CAV	TERMINAL	CSA	COL	CCT	DESTN
1	DBP8550	0.5D	K	767	C0617
2	DBP8550	0.5D	O	767	C0617

**Service Repair Kits**

CSA	0.30- 1.25 CSA	
<b>Cavities: 1,2</b>		
YMI500070	SRK ITEM HW090/HM090 SEALED FAMILY 1.0CSA	1
418-112	SRK ITEM	1
418-107	SRK ITEM PIDG RED	1
418-117	SRK ITEM	1
418-116A	SRK ITEM	1
VUB500580		

Connector: **C1988**



NATURAL

Description: **Tailgate harness to interior lamp harness**

Location: **Base of 'D' post RH side**


Qualifier:

Part No.: **AFU3584**

Colour: **NATURAL**

Cavities: **2WY**

Harness: **TAILDOOR HARNESS**



**Wire Chart**

CAV	TERMINAL	CSA	COL	CCT	DESTN
1	DBP8550	0.5D	K	767	C0617
2	DBP8550	0.5D	O	767	C0617

**Service Repair Kits**

CSA	0.30- 1.25 CSA	
<b>Cavities: 1,2</b>		
YMI500070	SRK ITEM HW090/HM090 SEALED FAMILY 1.0CSA	1
418-112	SRK ITEM	1
418-107	SRK ITEM PIDG RED	1
418-117	SRK ITEM	1
418-116A	SRK ITEM	1
VUB500580		

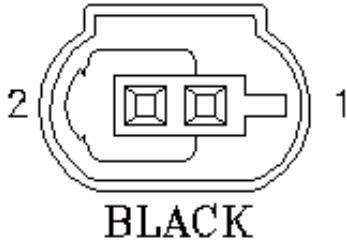
[Click here to print](#)

Connector: **C1989**

Description: **Main harness to rear door link harness**

Location: **In RH 'B' post**

Qualifier:




Part No.: **YPC500360**

Colour: **BLACK**

Cavities: **2WY**

Harness: **C/POST ASSY REAR SIDE DOORS HARNESS**



**Wire Chart**

CAV	TERMINAL	CSA	COL	CCT	DESTN
1	YPL101500	0.5D	O	767	S/JOINT SJ5
2	YPL101500	0.5D	K	767	S/JOINT SJ6

**Service Repair Kits**

CSA	0.20- 0.50 CSA	
<b>Cavities: 1,2</b>		
418-549-11	SRK ITEM MQS FAMILY 0.75CSA	I
418-112	SRK ITEM	I
418-104	SRK ITEM R/B	I
418-107	SRK ITEM PIDG RED	I
418-117	SRK ITEM	I
418-116A	SRK ITEM	I
VUB500150		

CSA	0.20- 0.50 CSA	
<b>Cavities: 1,2</b>		
418-104	SRK ITEM R/B	I
418-107	SRK ITEM PIDG RED	I
418-112	SRK ITEM	I

418-116A	SRK ITEM	I
418-117	SRK ITEM	I
YMI902410	SRK ITEM	I
VUB902880		

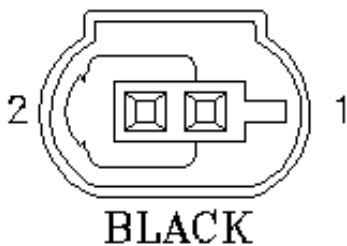
<b>CSA</b>	<b>0.20- 0.50 CSA</b>	
<b>Cavities: I,2</b>		
418-104	SRK ITEM R/B	I
418-107	SRK ITEM PIDG RED	I
418-112	SRK ITEM	I
418-116A	SRK ITEM	I
418-117	SRK ITEM	I
YMI902420	SRK ITEM	I
VUB902890		

**Connector: C1989**

**Description: Main harness to rear door link harness**

**Location: In RH 'B' post**

**Qualifier:**




**Part No.: YPC500360**

**Colour: BLACK**

**Cavities: 2WY**

**Harness: C/POST ASSY REAR SIDE DOORS HARNESS**



**Wire Chart**

CAV	TERMINAL	CSA	COL	CCT	DESTN
I	YPL101500	0.5D	O	767	S/JOINT SJ5

**Service Repair Kits**

<b>CSA</b>	<b>0.20- 0.50 CSA</b>	
<b>Cavities: I,2</b>		

2	YPL101500	0.5D	K	767	S/JOINT SJ6	418-549-11	SRK ITEM MQS FAMILY 0.75CSA	I
						418-112	SRK ITEM	I
						418-104	SRK ITEM R/B	I
						418-107	SRK ITEM PIDG RED	I
						418-117	SRK ITEM	I
						418-116A	SRK ITEM	I
								VUB500150

CSA	0.20- 0.50 CSA	
<b>Cavities: 1,2</b>		
418-104	SRK ITEM R/B	I
418-107	SRK ITEM PIDG RED	I
418-112	SRK ITEM	I
418-116A	SRK ITEM	I
418-117	SRK ITEM	I
YMI902410	SRK ITEM	I
VUB902880		

CSA	0.20- 0.50 CSA	
<b>Cavities: 1,2</b>		
418-104	SRK ITEM R/B	I
418-107	SRK ITEM PIDG RED	I
418-112	SRK ITEM	I
418-116A	SRK ITEM	I
418-117	SRK ITEM	I
YMI902420	SRK ITEM	I



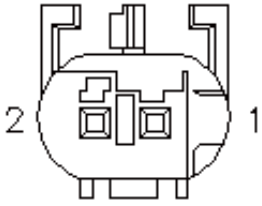
[Click here to print](#)

Connector: **C1990**

Description: **Rear door link harness to main harness**

Location: **In LH 'B' post**

Qualifier:



BLACK

Part No.: **YPCI10710**

Colour: **BLACK**

Cavities: **2WY**

Harness: **REAR DOOR HARNESS**



**Wire Chart**

CAV	TERMINAL	CSA	COL	CCT	DESTN
1	YPJ100640	0.75D	O	499	C1996
2	YPJ100640	0.75D	K	499	C1996

**Service Repair Kits**

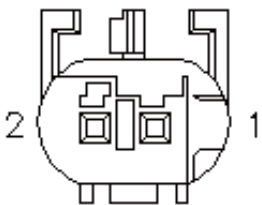
CSA	0.75- 0.75 CSA	
<b>Cavities: 1,2</b>		
418-104	SRK ITEM R/B	I
418-107	SRK ITEM PIDG RED	I
418-112	SRK ITEM	I
418-116A	SRK ITEM	I
418-117	SRK ITEM	I
YMI902330	SRK ITEM	I
VJB902800		

Connector: **C1990**

Description: **Rear door link harness to main harness**

Location: **In LH 'B' post**

Qualifier:




BLACK

Part No.: **YPCI10710**

Colour: **BLACK**

**Cavities: 2WY**



**Harness: REAR DOOR HARNESS**

**Wire Chart**

CAV	TERMINAL	CSA	COL	CCT	DESTN
1	YPJ100640	0.75D	O	499	C1996
2	YPJ100640	0.75D	K	499	C1996

**Service Repair Kits**

CSA	0.75- 0.75 CSA	
<b>Cavities: 1,2</b>		
418-104	SRK ITEM R/B	I
418-107	SRK ITEM PIDG RED	I
418-112	SRK ITEM	I
418-116A	SRK ITEM	I
418-117	SRK ITEM	I
YMI902330	SRK ITEM	I
VUB902800		


[Click here to print](#)

Connector: **C1991**

Description: **Lamp-Interior-Rear**

Location: **Rear of headlining**

Qualifier:



Part No.: **AAUI010**

Colour: **BLACK**

Cavities: **IWY**

Harness: **ROOF FRONT HARNESS**

**Wire Chart**

CAV	TERMINAL	CSA	COL	CCT	DESTN
I	AFU3262	0.5D	B	902	C0259

**Service Repair Kits**

CSA	0.30- 0.81 CSA	
<b>Cavities: I</b>		
418-549-44	SRK ITEM 250 POSI-LOCK FAMILY 1.0CSA	I
418-112	SRK ITEM	I
418-104	SRK ITEM R/B	I
418-107	SRK ITEM PIDG RED	I
418-117	SRK ITEM	I
418-116A	SRK ITEM	I
VUB001560		

Connector: **C1991**

Description: **Lamp-Interior-Rear**

Location: **Rear of headlining**

Qualifier:




**BLACK**

**Part No.: AAUI010**

**Colour: BLACK**

**Cavities: IWY**

**Harness: ROOF FRONT HARNESS**



**Wire Chart**

CAV	TERMINAL	CSA	COL	CCT	DESTN
I	AFU3262	0.5D	B	902	C0259

**Service Repair Kits**

CSA	0.30- 0.81 CSA	
<b>Cavities: I</b>		
418-549-44	SRK ITEM 250 POSI-LOCK FAMILY 1.0CSA	I
418-112	SRK ITEM	I
418-104	SRK ITEM R/B	I
418-107	SRK ITEM PIDG RED	I
418-117	SRK ITEM	I
418-116A	SRK ITEM	I
VUB001560		


[Click here to print](#)

Connector: **C1992**

Description: **Switch-Luggage compartment-Tail door**

Location: **Base of 'D' post RH side**

Qualifier:



Part No.: **AAU1010**

Colour: **BLACK**

Cavities: **IWY**

Harness: **ROOF FRONT HARNESS**

**Wire Chart**

CAV	TERMINAL	CSA	COL	CCT	DESTN
I	AFU3262	0.5D	PU	903	C0259

**Service Repair Kits**

CSA	0.30- 0.8I CSA	
<b>Cavities: I</b>		
418-549-44	SRK ITEM 250 POSI-LOCK FAMILY 1.0CSA	I
418-112	SRK ITEM	I
418-104	SRK ITEM R/B	I
418-107	SRK ITEM PIDG RED	I
418-117	SRK ITEM	I
418-116A	SRK ITEM	I
VUB001560		

Connector: **C1992**

Description: **Switch-Luggage compartment-Tail door**

Location: **Base of 'D' post RH side**

Qualifier:




**Part No.: AAUI010**

**Colour: BLACK**

**Cavities: IWY**

**Harness: ROOF FRONT HARNESS**



**Wire Chart**

CAV	TERMINAL	CSA	COL	CCT	DESTN
I	AFU3262	0.5D	PU	903	C0259

**Service Repair Kits**

CSA	0.30- 0.81 CSA	
<b>Cavities: I</b>		
418-549-44	SRK ITEM 250 POSI-LOCK FAMILY 1.0CSA	I
418-112	SRK ITEM	I
418-104	SRK ITEM R/B	I
418-107	SRK ITEM PIDG RED	I
418-117	SRK ITEM	I
418-116A	SRK ITEM	I
VUB001560		


[Click here to print](#)

Connector: **C1993**

Description: **Switch-Luggage compartment-Tail door**

Location: **Base of 'D' post RH side**

Qualifier:



Part No.: **AAU1010**

Colour: **BLACK**

Cavities: **IWY**

Harness: **ROOF FRONT HARNESS**

**Wire Chart**

CAV	TERMINAL	CSA	COL	CCT	DESTN
I	AFU3262	0.5D	PU	909	C0259

**Service Repair Kits**

CSA	0.30- 0.8I CSA	
<b>Cavities: I</b>		
418-549-44	SRK ITEM 250 POSI-LOCK FAMILY 1.0CSA	I
418-112	SRK ITEM	I
418-104	SRK ITEM R/B	I
418-107	SRK ITEM PIDG RED	I
418-117	SRK ITEM	I
418-116A	SRK ITEM	I
VUB001560		

Connector: **C1993**

Description: **Switch-Luggage compartment-Tail door**

Location: **Base of 'D' post RH side**

Qualifier:




**Part No.: AAUI010**

**Colour: BLACK**

**Cavities: IWY**

**Harness: ROOF FRONT HARNESS**



**Wire Chart**

CAV	TERMINAL	CSA	COL	CCT	DESTN
I	AFU3262	0.5D	PU	909	C0259

**Service Repair Kits**

CSA	0.30- 0.81 CSA	
<b>Cavities: I</b>		
418-549-44	SRK ITEM 250 POSI-LOCK FAMILY 1.0CSA	I
418-112	SRK ITEM	I
418-104	SRK ITEM R/B	I
418-107	SRK ITEM PIDG RED	I
418-117	SRK ITEM	I
418-116A	SRK ITEM	I
VUB001560		


[Click here to print](#)

Connector: **C1994**

Description: **Switch-Luggage compartment-Tail door**

Location: **Base of 'D' post RH side**

Qualifier:



Part No.: **AAU1010**

Colour: **BLACK**

Cavities: **IWY**

Harness: **ROOF FRONT HARNESS**

**Wire Chart**

CAV	TERMINAL	CSA	COL	CCT	DESTN
I	AFU3262	0.5D	PU	910	C0259

**Service Repair Kits**

CSA	0.30- 0.8I CSA	
<b>Cavities: I</b>		
418-549-44	SRK ITEM 250 POSI-LOCK FAMILY 1.0CSA	I
418-112	SRK ITEM	I
418-104	SRK ITEM R/B	I
418-107	SRK ITEM PIDG RED	I
418-117	SRK ITEM	I
418-116A	SRK ITEM	I
VUB001560		

Connector: **C1994**

Description: **Switch-Luggage compartment-Tail door**

Location: **Base of 'D' post RH side**

Qualifier:




**Part No.: AAUI010**

**Colour: BLACK**

**Cavities: IWY**

**Harness: ROOF FRONT HARNESS**



**Wire Chart**

CAV	TERMINAL	CSA	COL	CCT	DESTN
I	AFU3262	0.5D	PU	910	C0259

**Service Repair Kits**

CSA	0.30- 0.81 CSA	
<b>Cavities: I</b>		
418-549-44	SRK ITEM 250 POSI-LOCK FAMILY 1.0CSA	I
418-112	SRK ITEM	I
418-104	SRK ITEM R/B	I
418-107	SRK ITEM PIDG RED	I
418-117	SRK ITEM	I
418-116A	SRK ITEM	I
VUB001560		

[Click here to print](#)

Connector: **C1996**



**BLACK**

Part No.: **YPC500140**

Colour: **BLACK**


Cavities: **2WY**

Harness: **REAR DOOR HARNESS**

Description: **Motor-Central door locking-Rear**

Location: **Behind rear door trim panel**

Qualifier:



#### Wire Chart

CAV	TERMINAL	CSA	COL	CCT	DESTN
1	YPL000080	0.75D	O	499	C1990
2	YPL000080	0.75D	K	499	C1990

#### Service Repair Kits

Refer to Harness Repair information  
Se référer aux informations de réparation de faisceau  
Siehe Informationen über Kabelbaumreparaturen  
Vedere le informazioni che trattano le operazioni  
di riparazione del cablaggio  
Remítase a la información sobre reparación de  
mazos de cables  
Raadpleeg de informatie over kabelboomreparaties

Connector: **C1996**



**BLACK**

Part No.: **YPC500140**

Colour: **BLACK**


Cavities: **2WY**

Harness: **REAR DOOR HARNESS**

Description: **Motor-Central door locking-Rear**

Location: **Behind rear door trim panel**

Qualifier:



#### Wire Chart

CAV	TERMINAL	CSA	COL	CCT	DESTN
1	YPL000080	0.75D	O	499	C1990
2	YPL000080	0.75D	K	499	C1990

#### Service Repair Kits

Refer to Harness Repair information  
Se référer aux informations de réparation de faisceau  
Siehe Informationen über Kabelbaumreparaturen

Vedere le informazioni che trattano le operazioni  
di riparazione del cablaggio

Remítase a la información sobre reparación de  
mazos de cables

Raadpleeg de informatie over kabelboomreparaties

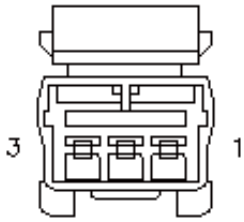
[Click here to print](#)

Connector: **C2004**

Description: **Main harness to rear door link harness**

Location: **Beneath RH Front seat**

Qualifier:



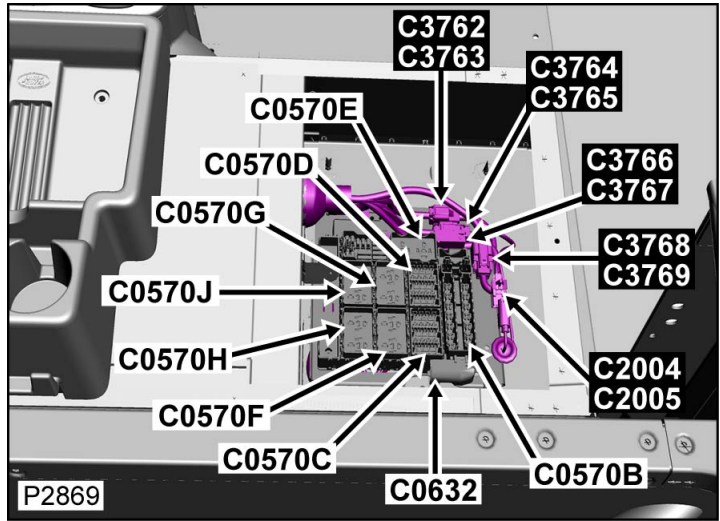
WHITE

Part No.: **YPCI0272**

Colour: **WHITE**

Cavities: **3WY**

Harness: **MAIN LH + RH HARNESS**



**Wire Chart**

CAV	TERMINAL	CSA	COL	CCT	DESTN
1	YPJ10015	1.0D	K	767	S/JOINT SJ78
2	YPJ10014	0.5D	PU	22	S/JOINT SJ54
3	YPJ10015	1.0D	O	767	S/JOINT SJ77

**Service Repair Kits**

CSA	0.30- 0.50 CSA	
<b>Cavities: 1,2,3</b>		
418-549-64	SRK ITEM MULTILOCK 070 FAMILY 1.5CSA	1
418-112	SRK ITEM	1
418-104	SRK ITEM R/B	1
418-107	SRK ITEM PIDG RED	1
418-116A	SRK ITEM	1
VUB002050		

CSA	0.75- 1.50 CSA	
<b>Cavities: 1,3</b>		
418-104	SRK ITEM R/B	1
418-108	SRK ITEM PIDG BLUE	1
418-113	SRK ITEM	1

418-116A	SRK ITEM	I
418-117	SRK ITEM	I
YMI901550	SRK ITEM	I
VUB902030		

CSA	0.75- 1.50 CSA	
<b>Cavities: 1,3</b>		
418-104	SRK ITEM R/B	I
418-107	SRK ITEM PIDG RED	I
418-112	SRK ITEM	I
418-116A	SRK ITEM	I
418-117	SRK ITEM	I
YMI901560	SRK ITEM	I
VUB902040		

**Connector: C2004**



WHITE

**Part No.: YPCI0272**

**Colour: WHITE**

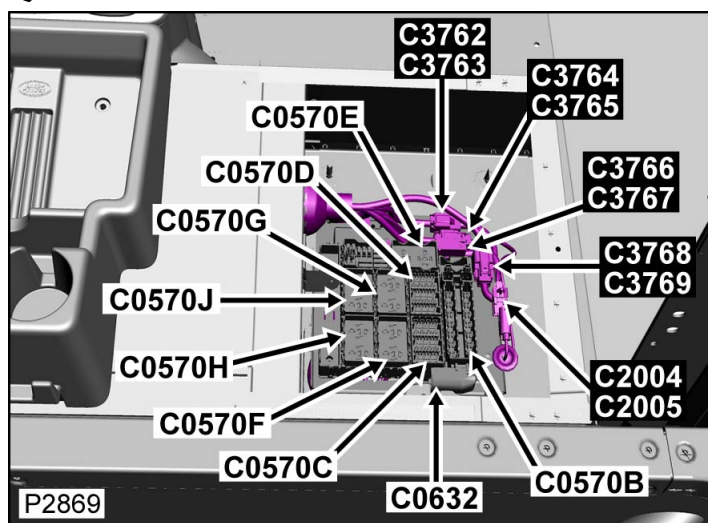
**Cavities: 3WY**

**Harness: MAIN LH + RH HARNESS**

**Description: Main harness to rear door link harness**

**Location: Beneath RH Front seat**

**Qualifier:**



**Wire Chart**

CAV	TERMINAL	CSA	COL	CCT	DESTN
I	YPJ10015	I.0D	K	767	S/JOINT SJ78

**Service Repair Kits**

CSA	0.30- 0.50 CSA	
<b>Cavities: 1,2,3</b>		

2	YPJ10014	0.5D	PU	22	S/JOINT SJ54
3	YPJ10015	1.0D	O	767	S/JOINT SJ77

418-549-64	SRK ITEM MULTILOCK 070 FAMILY 1.5CSA	I
418-112	SRK ITEM	I
418-104	SRK ITEM R/B	I
418-107	SRK ITEM PIDG RED	I
418-116A	SRK ITEM	I
VUB002050		

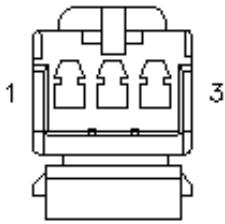
CSA	0.75- 1.50 CSA	
<b>Cavities: 1,3</b>		
418-104	SRK ITEM R/B	I
418-108	SRK ITEM PIDG BLUE	I
418-113	SRK ITEM	I
418-116A	SRK ITEM	I
418-117	SRK ITEM	I
YMI901550	SRK ITEM	I
VUB902030		

CSA	0.75- 1.50 CSA	
<b>Cavities: 1,3</b>		
418-104	SRK ITEM R/B	I
418-107	SRK ITEM PIDG RED	I
418-112	SRK ITEM	I
418-116A	SRK ITEM	I

418-117	SRK ITEM	I
YMI901560	SRK ITEM	I
VUB902040		

[Click here to print](#)

Connector: **C2005**



WHITE

Part No.: **YPCI0227**

Colour: **WHITE**

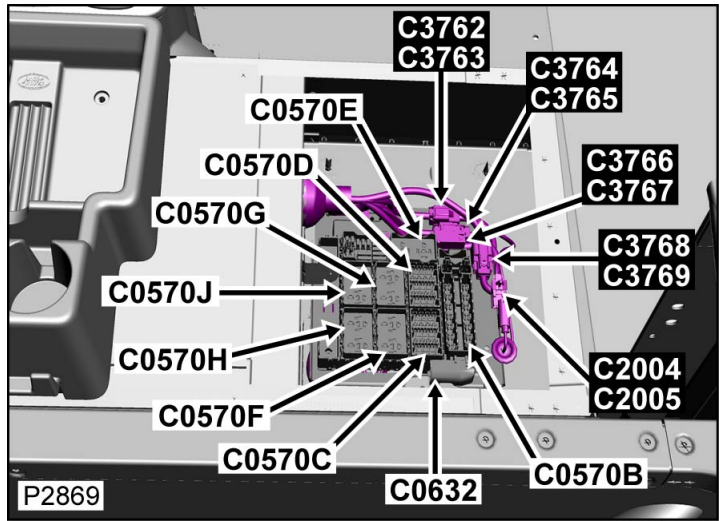
Cavities: **3WY**

Harness: **C/POST ASSY REAR SIDE DOORS HARNESS**

Description: **Rear door link harness to main harness**

Location: **Beneath RH Front seat**

Qualifier:



**Wire Chart**

CAV	TERMINAL	CSA	COL	CCT	DESTN
1	AFU3753	1.0D	K	767	S/JOINT SJ6
2	AFU3753	1.0D	PU	499	S/JOINT SJ1
3	AFU3753	1.0D	O	767	S/JOINT SJ5

**Service Repair Kits**

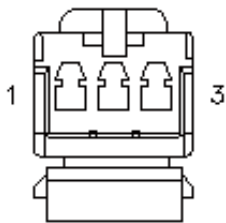
CSA	0.75- 1.50 CSA	
<b>Cavities: 1,2,3</b>		
418-549-62	SRK ITEM MULTILOCK 070 FAMILY 1.5CSA	1
418-112	SRK ITEM	1
418-104	SRK ITEM R/B	1
418-107	SRK ITEM PIDG RED	1
418-116A	SRK ITEM	1
VUB002010		

Connector: **C2005**

Description: **Rear door link harness to main harness**

Location: **Beneath RH Front seat**

Qualifier:



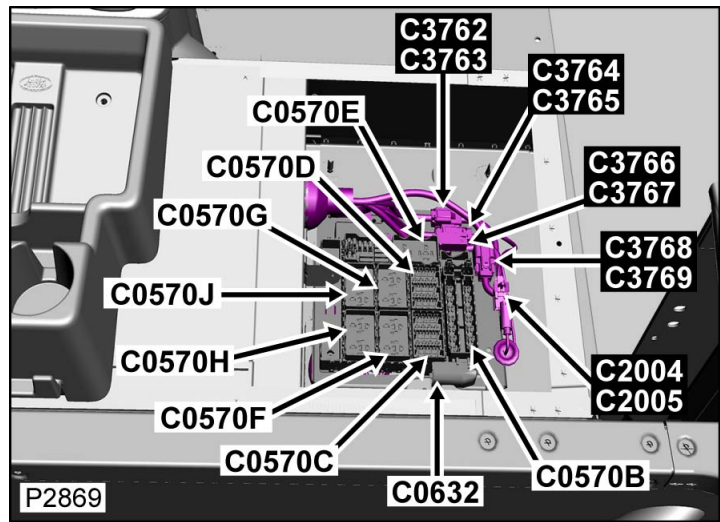
WHITE

Part No.: **YPCI0227**

Colour: **WHITE**

Cavities: **3WY**

Harness: **C/POST ASSY REAR SIDE DOORS HARNESS**



**Wire Chart**

CAV	TERMINAL	CSA	COL	CCT	DESTN
1	AFU3753	1.0D	K	767	S/JOINT SJ6
2	AFU3753	1.0D	PU	499	S/JOINT SJ1
3	AFU3753	1.0D	O	767	S/JOINT SJ5

**Service Repair Kits**

CSA	0.75- 1.50 CSA	
<b>Cavities: 1,2,3</b>		
418-549-62	SRK ITEM MULTILOCK 070 FAMILY 1.5CSA	1
418-112	SRK ITEM	1
418-104	SRK ITEM R/B	1
418-107	SRK ITEM PIDG RED	1
418-116A	SRK ITEM	1
VUB002010		

[Click here to print](#)

Connector: **C2006**

Description: **Heated windshield**

Location: **Instrument panel-right-upper**

Qualifier:

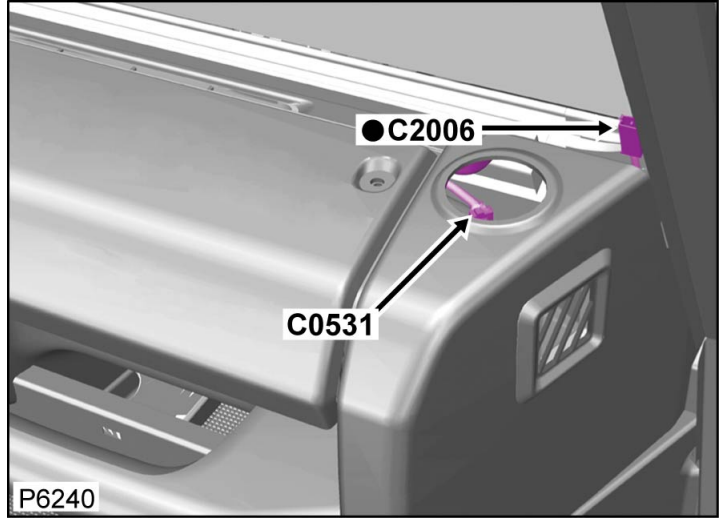


Part No.: **AAUI010**

Colour: **BLACK**

Cavities: **IWY**

Harness: **MAIN LH + RH HARNESS**



**Wire Chart**

CAV	TERMINAL	CSA	COL	CCT	DESTN
I	ADU9568	2.5D	B	766	S/JOINT SJ20

**Service Repair Kits**

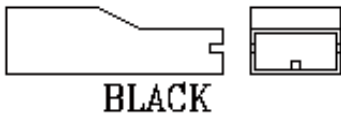
CSA	2.50- 4.00 CSA	
<b>Cavities: I</b>		
418-105	SRK ITEM Y	I
418-109	SRK ITEM PIDG YELLOW	I
418-114	SRK ITEM	I
418-116A	SRK ITEM	I
418-117	SRK ITEM	I
YMI901400	SRK ITEM	I
VUB901880		

Connector: **C2006**

Description: **Heated windshield**

Location: **Instrument panel-right-upper**

Qualifier:

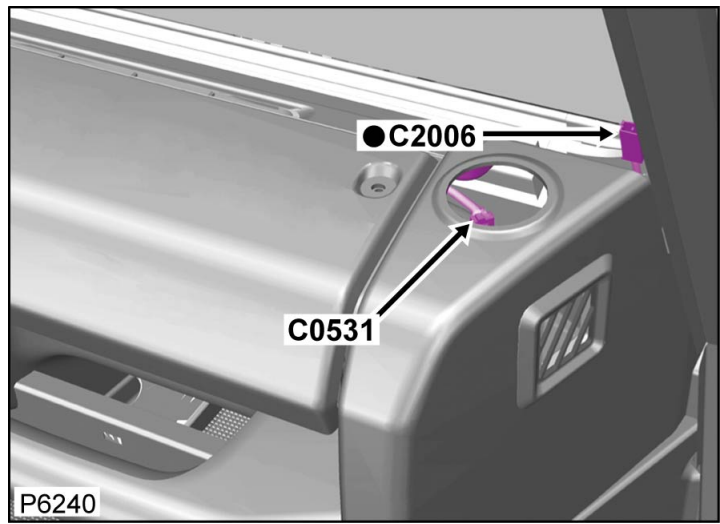


Part No.: **AAUI010**

**Colour: BLACK**

**Cavities: IWY**

**Harness: MAIN LH + RH HARNESS**



**Wire Chart**

CAV	TERMINAL	CSA	COL	CCT	DESTN
I	ADU9568	2.5D	B	766	S/JOINT SJ20

**Service Repair Kits**

CSA	2.50- 4.00 CSA	
<b>Cavities: I</b>		
418-105	SRK ITEM Y	I
418-109	SRK ITEM PIDG YELLOW	I
418-114	SRK ITEM	I
418-116A	SRK ITEM	I
418-117	SRK ITEM	I
YMI901400	SRK ITEM	I
VUB901880		

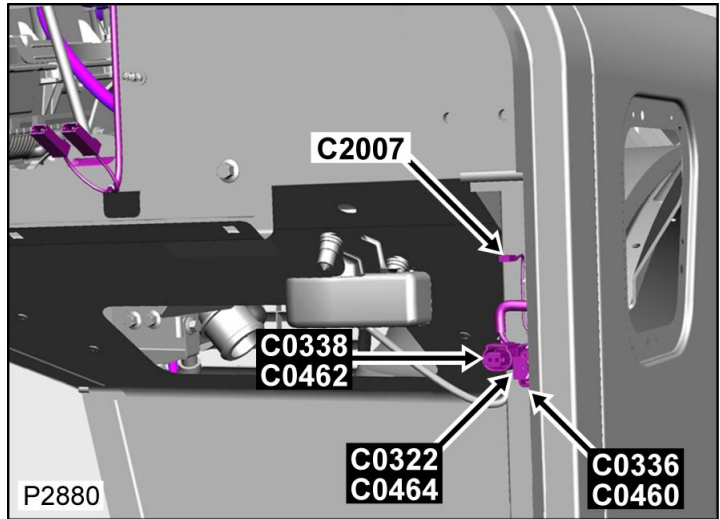
[Click here to print](#)

Connector: **C2007**

Description: **Switch-Door-RH**

Location: **RH 'A' post**

Qualifier:



Part No.: **ADU8339**

Colour: **NATURAL**

Cavities: **I WY**

Harness: **MAIN LH + RH HARNESS**

**Wire Chart**

CAV	TERMINAL	CSA	COL	CCT	DESTN
I	AFU3262	0.5H	SW	22R	C0061R
I	AFU3262	0.5H	PU	22L	S/JOINT SJ54

**Service Repair Kits**

CSA	0.30- 0.81 CSA	
<b>Cavities: I</b>		
418-549-44	SRK ITEM 250 POSI-LOCK FAMILY 1.0CSA	I
418-112	SRK ITEM	I
418-104	SRK ITEM R/B	I
418-107	SRK ITEM PIDG RED	I
418-117	SRK ITEM	I
418-116A	SRK ITEM	I
VUB001560		

Connector: **C2007**

Description: **Switch-Door-RH**

Location: **RH 'A' post**

Qualifier:

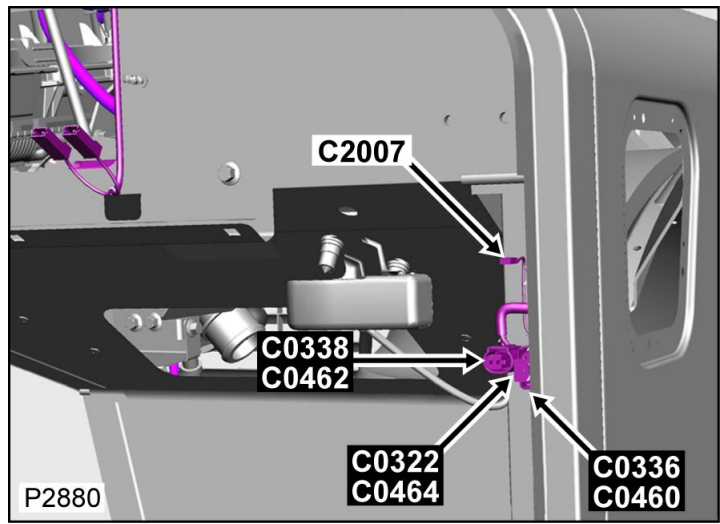


**Part No.: ADU8339**

**Colour: NATURAL**

**Cavities: IWY**

**Harness: MAIN LH + RH HARNESS**



**Wire Chart**

CAV	TERMINAL	CSA	COL	CCT	DESTN
I	AFU3262	0.5H	SW	22R	C0061R
I	AFU3262	0.5H	PU	22L	S/JOINT SJ54

**Service Repair Kits**

CSA	0.30- 0.81 CSA	
<b>Cavities: I</b>		
418-549-44	SRK ITEM 250 POSI-LOCK FAMILY 1.0CSA	I
418-112	SRK ITEM	I
418-104	SRK ITEM R/B	I
418-107	SRK ITEM PIDG RED	I
418-117	SRK ITEM	I
418-116A	SRK ITEM	I
VUB001560		

[Click here to print](#)

Connector: **C2008**

Description: **Main harness to rear door link harness**

Location: **In LH 'B' post**

Qualifier:



Part No.: **YPC500360**

Colour: **BLACK**

Cavities: **2WY**

Harness: **C/POST ASSY REAR SIDE DOORS HARNESS**



**Wire Chart**

CAV	TERMINAL	CSA	COL	CCT	DESTN
1	YPL101500	0.5D	O	767	S/JOINT SJ5
2	YPL101500	0.5D	K	767	S/JOINT SJ6

**Service Repair Kits**

CSA	0.20- 0.50 CSA	
<b>Cavities: 1,2</b>		
418-549-11	SRK ITEM MQS FAMILY 0.75CSA	I
418-112	SRK ITEM	I
418-104	SRK ITEM R/B	I
418-107	SRK ITEM PIDG RED	I
418-117	SRK ITEM	I
418-116A	SRK ITEM	I
VUB500150		

CSA	0.20- 0.50 CSA	
<b>Cavities: 1,2</b>		
418-104	SRK ITEM R/B	I
418-107	SRK ITEM PIDG RED	I
418-112	SRK ITEM	I

418-116A	SRK ITEM	I
418-117	SRK ITEM	I
YMI902410	SRK ITEM	I
VUB902880		

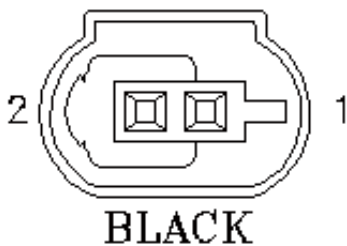
<b>CSA</b>	<b>0.20- 0.50 CSA</b>	
<b>Cavities: I,2</b>		
418-104	SRK ITEM R/B	I
418-107	SRK ITEM PIDG RED	I
418-112	SRK ITEM	I
418-116A	SRK ITEM	I
418-117	SRK ITEM	I
YMI902420	SRK ITEM	I
VUB902890		

**Connector: C2008**

**Description: Main harness to rear door link harness**

**Location: In LH 'B' post**

**Qualifier:**




**Part No.: YPC500360**

**Colour: BLACK**

**Cavities: 2WY**

**Harness: C/POST ASSY REAR SIDE DOORS HARNESS**



**Wire Chart**

CAV	TERMINAL	CSA	COL	CCT	DESTN
I	YPL101500	0.5D	O	767	S/JOINT SJ5

**Service Repair Kits**

<b>CSA</b>	<b>0.20- 0.50 CSA</b>	
<b>Cavities: I,2</b>		

2	YPL101500	0.5D	K	767	S/JOINT SJ6	418-549-11	SRK ITEM MQS FAMILY 0.75CSA	I
						418-112	SRK ITEM	I
						418-104	SRK ITEM R/B	I
						418-107	SRK ITEM PIDG RED	I
						418-117	SRK ITEM	I
						418-116A	SRK ITEM	I
								VUB500150

CSA	0.20- 0.50 CSA	
<b>Cavities: 1,2</b>		
418-104	SRK ITEM R/B	I
418-107	SRK ITEM PIDG RED	I
418-112	SRK ITEM	I
418-116A	SRK ITEM	I
418-117	SRK ITEM	I
YMI902410	SRK ITEM	I
VUB902880		

CSA	0.20- 0.50 CSA	
<b>Cavities: 1,2</b>		
418-104	SRK ITEM R/B	I
418-107	SRK ITEM PIDG RED	I
418-112	SRK ITEM	I
418-116A	SRK ITEM	I
418-117	SRK ITEM	I
YMI902420	SRK ITEM	I



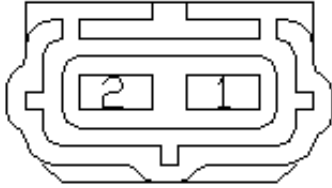
[Click here to print](#)

Connector: **C2119**

Description: **Lamp-Fog-reverse-RH**

Location: **RH rear of vehicle**

Qualifier:




BLUE

Part No.: **YPCI0208**

Colour: **BLUE**

Cavities: **2WY**

Harness: **CHASSIS HARNESS**



**Wire Chart**

CAV	TERMINAL	CSA	COL	CCT	DESTN
1	AFU3802	1.5D	B	771	S/JOINT SJ3
1	AFU3802	1.5D	B	770	S/JOINT SJ2
2	AFU3802	1.5D	S	770	C0390
2	AFU3802	1.5D	S	771	C1759

**Service Repair Kits**

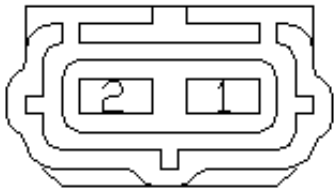
CSA	0.70- 2.00 CSA	
<b>Cavities: 1,2</b>		
418-549-49	SRK ITEM ECONOSEAL FAMILY 2.0CSA	1
418-113	SRK ITEM	1
418-104	SRK ITEM R/B	1
418-108	SRK ITEM PIDG BLUE	1
418-117	SRK ITEM	1
418-116A	SRK ITEM	1
VUB001680		

Connector: **C2119**

Description: **Lamp-Fog-reverse-RH**

Location: **RH rear of vehicle**

Qualifier:




BLUE

Part No.: **YPCI0208**

Colour: **BLUE**

Cavities: **2WY**

Harness: **CHASSIS HARNESS**



**Wire Chart**

CAV	TERMINAL	CSA	COL	CCT	DESTN
1	AFU3802	1.5D	B	771	S/JOINT SJ3
1	AFU3802	1.5D	B	770	S/JOINT SJ2
2	AFU3802	1.5D	S	770	C0390
2	AFU3802	1.5D	S	771	C1759

**Service Repair Kits**

CSA	0.70- 2.00 CSA	
<b>Cavities: 1,2</b>		
418-549-49	SRK ITEM ECONOSEAL FAMILY 2.0CSA	1
418-113	SRK ITEM	1
418-104	SRK ITEM R/B	1
418-108	SRK ITEM PIDG BLUE	1
418-117	SRK ITEM	1
418-116A	SRK ITEM	1
VUB001680		

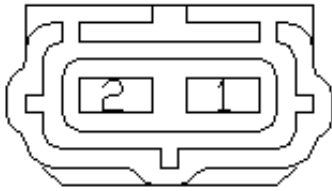
[Click here to print](#)

Connector: **C2120**

Description: **Lamp-Fog-reverse-RH**

Location: **RH rear of vehicle**

Qualifier:




BLUE

Part No.: **YPCI0208**

Colour: **BLUE**

Cavities: **2WY**

Harness: **CHASSIS HARNESS**



**Wire Chart**

CAV	TERMINAL	CSA	COL	CCT	DESTN
1	AFU3802	2.0D	B	772	S/JOINT SJ26
1	AFU3802	2.0D	B	985	S/JOINT SJ4
2	AFU3802	1.5D	S	772	C1763
2	AFU3802	1.5D	S	985	C1759

**Service Repair Kits**

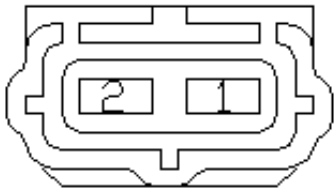
CSA	0.70- 2.00 CSA	
<b>Cavities: 1,2</b>		
418-549-49	SRK ITEM ECONOSEAL FAMILY 2.0CSA	1
418-113	SRK ITEM	1
418-104	SRK ITEM R/B	1
418-108	SRK ITEM PIDG BLUE	1
418-117	SRK ITEM	1
418-116A	SRK ITEM	1
VUB001680		

Connector: **C2120**

Description: **Lamp-Fog-reverse-RH**

Location: **RH rear of vehicle**

Qualifier:




BLUE

Part No.: **YPCI0208**

Colour: **BLUE**

Cavities: **2WY**

Harness: **CHASSIS HARNESS**



P6701

**Wire Chart**

CAV	TERMINAL	CSA	COL	CCT	DESTN
1	AFU3802	2.0D	B	772	S/JOINT SJ26
1	AFU3802	2.0D	B	985	S/JOINT SJ4
2	AFU3802	1.5D	S	772	C1763
2	AFU3802	1.5D	S	985	C1759

**Service Repair Kits**

CSA	0.70- 2.00 CSA	
<b>Cavities: 1,2</b>		
418-549-49	SRK ITEM ECONOSEAL FAMILY 2.0CSA	1
418-113	SRK ITEM	1
418-104	SRK ITEM R/B	1
418-108	SRK ITEM PIDG BLUE	1
418-117	SRK ITEM	1
418-116A	SRK ITEM	1
VUB001680		

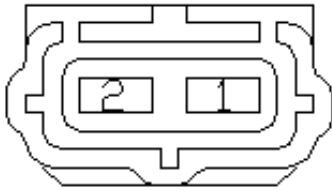
[Click here to print](#)

Connector: **C2121**

Description: **Lamp-Fog-reverse-LH**

Location: **LH rear of vehicle**

Qualifier:




BLUE

Part No.: **YPCI0208**

Colour: **BLUE**

Cavities: **2WY**

Harness: **CHASSIS HARNESS**



#### Wire Chart

CAV	TERMINAL	CSA	COL	CCT	DESTN
1	AFU3802	1.5D	B	772	C0139
1	AFU3802	1.5D	B	985	C0139
2	AFU3802	1.5D	W	772	C1763
2	AFU3802	1.5D	W	985	C1759

#### Service Repair Kits

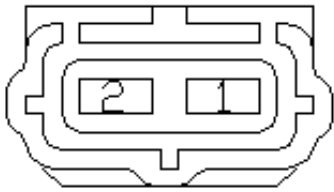
CSA	0.70- 2.00 CSA	
<b>Cavities: 1,2</b>		
418-549-49	SRK ITEM ECONOSEAL FAMILY 2.0CSA	1
418-113	SRK ITEM	1
418-104	SRK ITEM R/B	1
418-108	SRK ITEM PIDG BLUE	1
418-117	SRK ITEM	1
418-116A	SRK ITEM	1
VUB001680		

Connector: **C2121**

Description: **Lamp-Fog-reverse-LH**

Location: **LH rear of vehicle**

Qualifier:




BLUE

Part No.: **YPCI0208**

Colour: **BLUE**

Cavities: **2WY**

Harness: **CHASSIS HARNESS**



**Wire Chart**

CAV	TERMINAL	CSA	COL	CCT	DESTN
1	AFU3802	1.5D	B	772	C0139
1	AFU3802	1.5D	B	985	C0139
2	AFU3802	1.5D	W	772	C1763
2	AFU3802	1.5D	W	985	C1759

**Service Repair Kits**

CSA	0.70- 2.00 CSA	
<b>Cavities: 1,2</b>		
418-549-49	SRK ITEM ECONOSEAL FAMILY 2.0CSA	1
418-113	SRK ITEM	1
418-104	SRK ITEM R/B	1
418-108	SRK ITEM PIDG BLUE	1
418-117	SRK ITEM	1
418-116A	SRK ITEM	1
VUB001680		

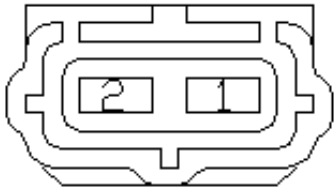
[Click here to print](#)

Connector: **C2122**

Description: **Lamp-Fog-reverse-LH**

Location: **LH rear of vehicle**

Qualifier:




BLUE

Part No.: **YPCI0208**

Colour: **BLUE**

Cavities: **2WY**

Harness: **CHASSIS HARNESS**



**Wire Chart**

CAV	TERMINAL	CSA	COL	CCT	DESTN
1	AFU3802	1.5D	B	771	S/JOINT SJ28
1	AFU3802	1.5D	B	770	S/JOINT SJ27
2	AFU3802	1.5D	W	770	C0390
2	AFU3802	1.5D	W	771	C1759

**Service Repair Kits**

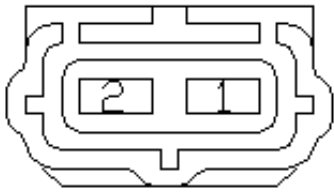
CSA	0.70- 2.00 CSA	
<b>Cavities: 1,2</b>		
418-549-49	SRK ITEM ECONOSEAL FAMILY 2.0CSA	1
418-113	SRK ITEM	1
418-104	SRK ITEM R/B	1
418-108	SRK ITEM PIDG BLUE	1
418-117	SRK ITEM	1
418-116A	SRK ITEM	1
VUB001680		

Connector: **C2122**

Description: **Lamp-Fog-reverse-LH**

Location: **LH rear of vehicle**

Qualifier:




BLUE

Part No.: **YPCI0208**

Colour: **BLUE**

Cavities: **2WY**

Harness: **CHASSIS HARNESS**



**Wire Chart**

CAV	TERMINAL	CSA	COL	CCT	DESTN
1	AFU3802	1.5D	B	771	S/JOINT SJ28
1	AFU3802	1.5D	B	770	S/JOINT SJ27
2	AFU3802	1.5D	W	770	C0390
2	AFU3802	1.5D	W	771	C1759

**Service Repair Kits**

CSA	0.70- 2.00 CSA	
<b>Cavities: 1,2</b>		
418-549-49	SRK ITEM ECONOSEAL FAMILY 2.0CSA	1
418-113	SRK ITEM	1
418-104	SRK ITEM R/B	1
418-108	SRK ITEM PIDG BLUE	1
418-117	SRK ITEM	1
418-116A	SRK ITEM	1
VUB001680		

[Click here to print](#)

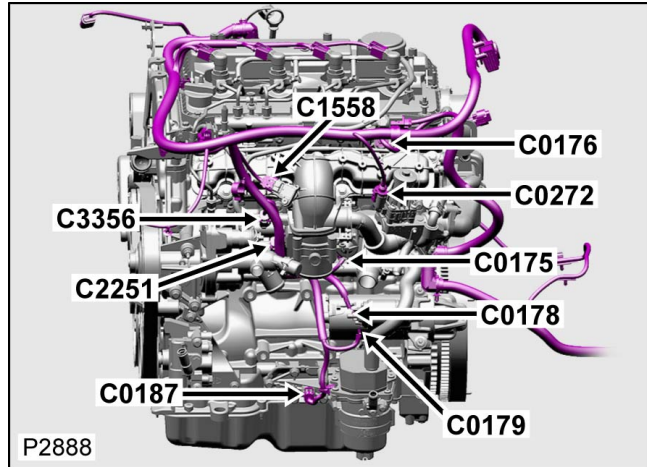
Connector: **C225 I**

Description: **Fuel rail temperature sensor**

Location: **LH side of engine**

Qualifier:

No connector face  
 Geen connector-vooraanzicht  
 Pas de face de connecteur  
 Kein diagramm  
 Senza faccia connettore  
 Sem imagen dos pinos da ficha  
 No hay cara de conector



Part No.: **AU5T-14A464-DBA**

Colour:

Cavities:

Harness: **ENGINE DIESEL HARNESS**

**Wire Chart**

CAV	TERMINAL	CSA	COL	CCT	DESTN
1		0.5	G	254	C0411
2		0.5	GW	254	C0411

**Service Repair Kits**

Refer to Harness Repair information  
 Se référer aux informations de réparation de faisceau  
 Siehe Informationen über Kabelbaumreparaturen  
 Vedere le informazioni che trattano le operazioni  
 di riparazione del cablaggio  
 Remítase a la información sobre reparación de  
 mazos de cables  
 Raadpleeg de informatie over kabelboomreparaties

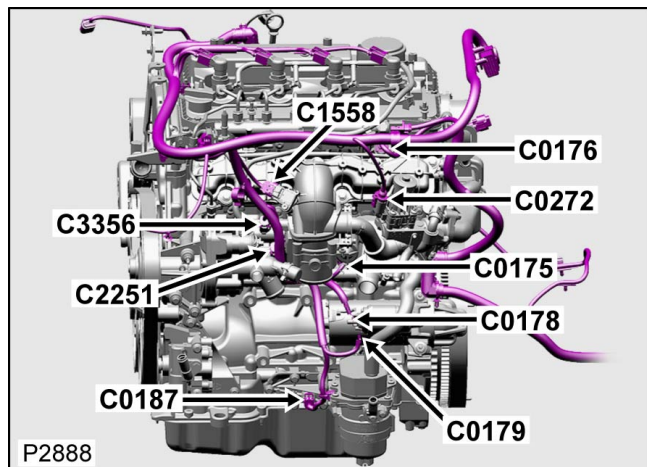
Connector: **C225 I**

Description: **Fuel rail temperature sensor**

Location: **LH side of engine**

Qualifier:

No connector face  
 Geen connector-vooraanzicht  
 Pas de face de connecteur  
 Kein diagramm  
 Senza faccia connettore  
 Sem imagen dos pinos da ficha  
 No hay cara de conector



Part No.: **AU5T-14A464-DBA**

Colour:

Cavities:

Harness: **ENGINE DIESEL HARNESS**

**Wire Chart**

CAV	TERMINAL	CSA	COL	CCT	DESTN

**Service Repair Kits**

--

1		0.5	G	254	C0411
2		0.5	GW	254	C0411

Refer to Harness Repair information

Se référer aux informations de réparation de faisceau

Siehe Informationen über Kabelbaumreparaturen

Vedere le informazioni che trattano le operazioni  
di riparazione del cablaggio

Remítase a la información sobre reparación de  
mazos de cables

Raadpleeg de informatie over kabelboomreparaties

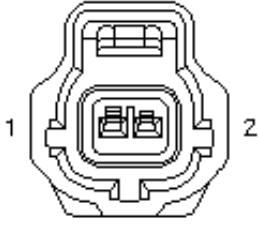
[Click here to print](#)

Connector: **C2256**

Description: **Sensor Engine Coolant Temperature(ECT)**

Location: **Front LH side of engine compartment**

Qualifier:



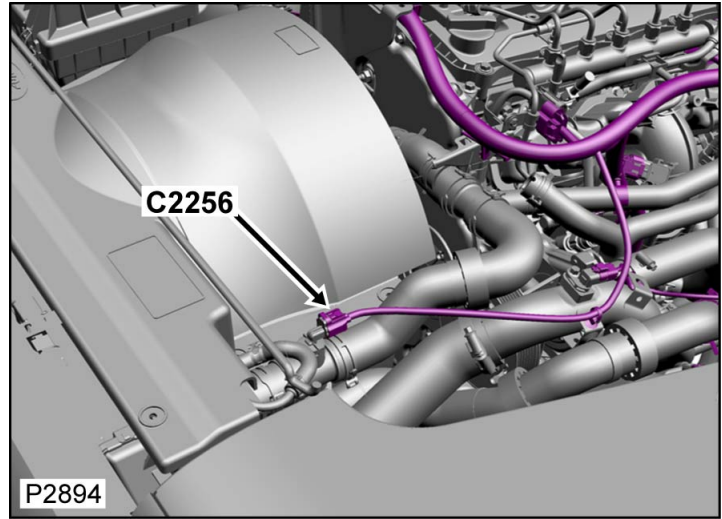
GREY

Part No.: **YPC909170**

Colour: **GREY**

Cavities: **2WY**

Harness: **ENGINE DIESEL HARNESS**



**Wire Chart**

CAV	TERMINAL	CSA	COL	CCT	DESTN
1	YPL801120	0.5	Y	254	C0411
2	YPL801120	0.5	NG	254	C0411

**Service Repair Kits**

CSA	0.30- 1.00 CSA	
<b>Cavities: 1,2</b>		
418-549-66	SRK ITEM ECONOSEAL LC MK3 FAMILY 1.5CSA	1
418-113	SRK ITEM	1
418-104	SRK ITEM R/B	1
418-108	SRK ITEM PIDG BLUE	1
418-117	SRK ITEM	1
418-116A	SRK ITEM	1
VUB902080		

CSA	0.30- 1.00 CSA	
<b>Cavities: 1,2</b>		
418-104	SRK ITEM R/B	1

418-107	SRK ITEM PIDG RED	I
418-112	SRK ITEM	I
418-116A	SRK ITEM	I
418-117	SRK ITEM	I
YMI902550	SRK ITEM	I
VUB903020		

**Connector: C2256**

**Description: Sensor Engine Coolant Temperature(ECT)**

**Location: Front LH side of engine compartment**

**Qualifier:**




**GREY**

**Part No.: YPC909170**

**Colour: GREY**

**Cavities: 2WY**

**Harness: ENGINE DIESEL HARNESS**



**Wire Chart**

CAV	TERMINAL	CSA	COL	CCT	DESTN
1	YPL801120	0.5	Y	254	C0411
2	YPL801120	0.5	NG	254	C0411

**Service Repair Kits**

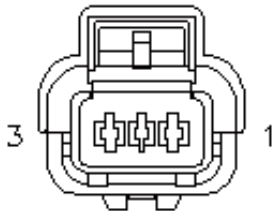
CSA	0.30- 1.00 CSA	
<b>Cavities: 1,2</b>		
418-549-66	SRK ITEM ECONOSEAL LC MK3 FAMILY 1.5CSA	I
418-113	SRK ITEM	I
418-104	SRK ITEM R/B	I
418-108	SRK ITEM PIDG BLUE	I
418-117	SRK ITEM	I

418-116A	SRK ITEM	I
VUB902080		

<b>CSA</b>	<b>0.30- 1.00 CSA</b>	
<b>Cavities: 1,2</b>		
418-104	SRK ITEM R/B	I
418-107	SRK ITEM PIDG RED	I
418-112	SRK ITEM	I
418-116A	SRK ITEM	I
418-117	SRK ITEM	I
YMI902550	SRK ITEM	I
VUB903020		

[Click here to print](#)

Connector: **C2257**



BLACK

Part No.: **YPC910250**

Colour: **BLACK**

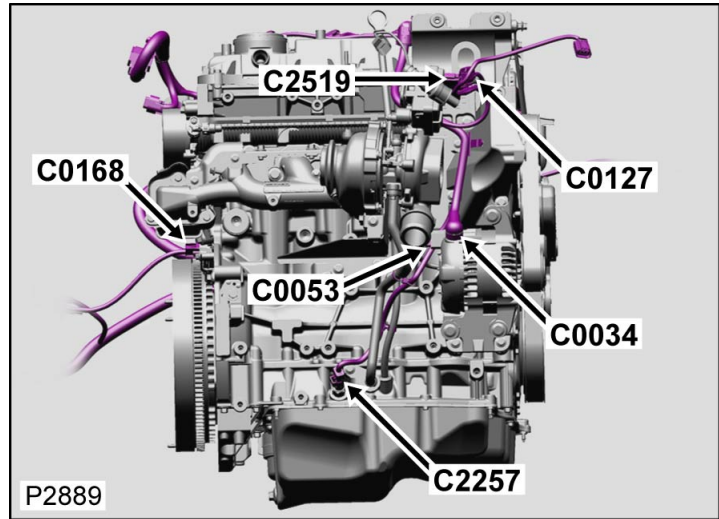
Cavities: **3WY**

Harness: **ENGINE DIESEL HARNESS**

Description: **Sensor-Oil temperature-level**

Location: **RH side of engine**

Qualifier:



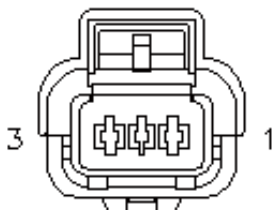
**Wire Chart**

CAV	TERMINAL	CSA	COL	CCT	DESTN
1	YPL902720	0.75	GP	254	C0411
2	YPL902720	0.75	NY	254	C0411
3	YPL902720	0.75	OS	254	C0411

**Service Repair Kits**

CSA	0.40- 0.75 CSA	
<b>Cavities: 1,2,3</b>		
418-104	SRK ITEM R/B	1
418-107	SRK ITEM PIDG RED	1
418-112	SRK ITEM	1
418-116A	SRK ITEM	1
418-117	SRK ITEM	1
YMI902240	SRK ITEM	1
VUB902710		

Connector: **C2257**



BLACK

Part No.: **YPC910250**

Colour: **BLACK**

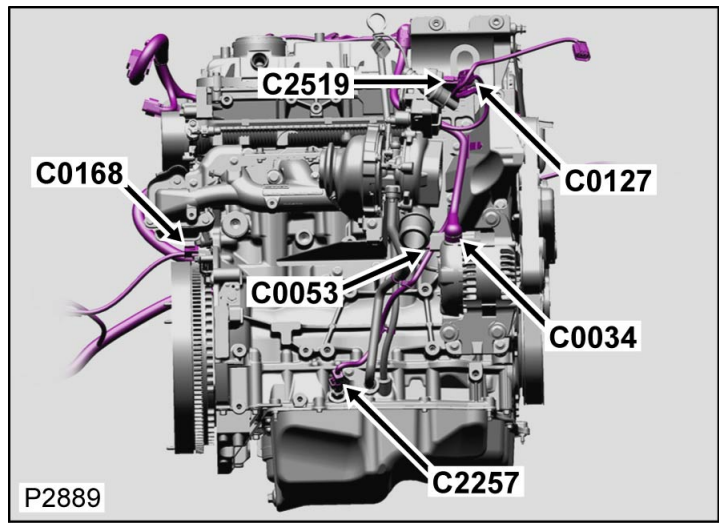
Description: **Sensor-Oil temperature-level**

Location: **RH side of engine**

Qualifier:

**Cavities: 3WY**

**Harness: ENGINE DIESEL HARNESS**



**Wire Chart**

CAV	TERMINAL	CSA	COL	CCT	DESTN
1	YPL902720	0.75	GP	254	C0411
2	YPL902720	0.75	NY	254	C0411
3	YPL902720	0.75	OS	254	C0411

**Service Repair Kits**

CSA	0.40- 0.75 CSA	
<b>Cavities: 1,2,3</b>		
418-104	SRK ITEM R/B	1
418-107	SRK ITEM PIDG RED	1
418-112	SRK ITEM	1
418-116A	SRK ITEM	1
418-117	SRK ITEM	1
YMI902240	SRK ITEM	1
VUB902710		

[Click here to print](#)

Connector: **C2467**

Description: **Sensor-Pressure-Fuel rail**

Location: **Top of engine - LH side**

Qualifier:




**BLACK**

Part No.: **YPC909090**

Colour: **BLACK**

Cavities: **3WY**

Harness: **ENGINE DIESEL HARNESS**



#### Wire Chart

CAV	TERMINAL	CSA	COL	CCT	DESTN
1	YPLI02230	0.75	OU	254	C0411
2	YPLI02230	0.75	UN	254	C0411
3	YPLI02230	0.75	NU	254	C0411

#### Service Repair Kits

Refer to Harness Repair information

Se référer aux informations de réparation de faisceau

Siehe Informationen über Kabelbaumreparaturen

Vedere le informazioni che trattano le operazioni di riparazione del cablaggio

Remítase a la información sobre reparación de mazos de cables

Raadpleeg de informatie over kabelboomreparaties

Connector: **C2467**

Description: **Sensor-Pressure-Fuel rail**

Location: **Top of engine - LH side**

Qualifier:




**BLACK**

Part No.: **YPC909090**

Colour: **BLACK**

Cavities: **3WY**

Harness: **ENGINE DIESEL HARNESS**



#### Wire Chart

CAV	TERMINAL	CSA	COL	CCT	DESTN
1	YPLI02230	0.75	OU	254	C0411
2	YPLI02230	0.75	UN	254	C0411

#### Service Repair Kits

Refer to Harness Repair information

Se référer aux informations de réparation de faisceau

Siehe Informationen über Kabelbaumreparaturen

3	YPLI02230	0.75	NU	254	C0411
---	-----------	------	----	-----	-------

Uit de informatie over kabelboomreparaties

Vedere le informazioni che trattano le operazioni  
di riparazione del cablaggio

Remítase a la información sobre reparación de  
mazos de cables

Raadpleeg de informatie over kabelboomreparaties

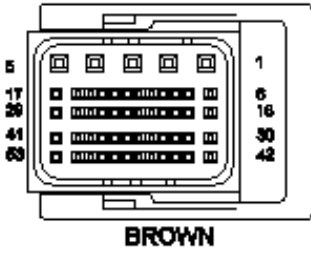
[Click here to print](#)

Connector: **C2518**

Description: **Engine control-module (ECM)**

Location: **Rear RH side of engine compartment**

Qualifier:

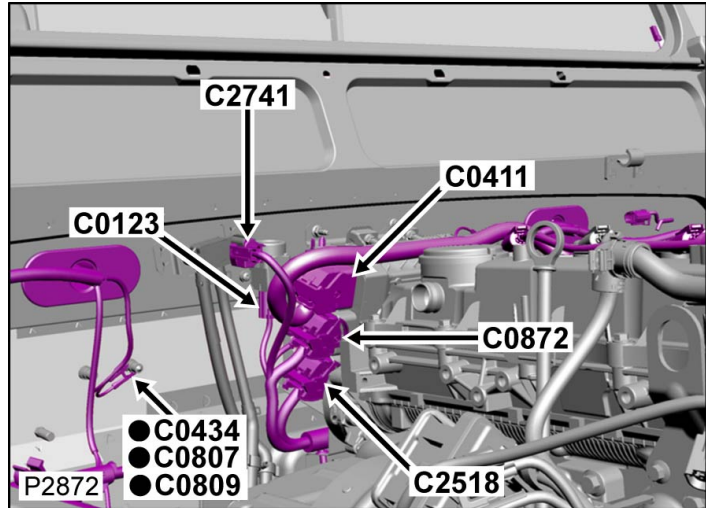


Part No.: **YPC804170**

Colour: **BROWN**

Cavities: **53WY**

Harness: **MAIN LH + RH HARNESS**



**Wire Chart**

CAV	TERMINAL	CSA	COL	CCT	DESTN
3	YPL802000	1.0D	W	254	C1559
6	YPL801990	0.75D	OY	254L	C2870L
6	YPL801990	0.75D	OY	254R	C2870R
8	YPLI04080	0.5D	R	254	C2741
9	YPLI04080	0.5D	PS	254	C0448
11	YPLI04080	0.5D	GN	254L	C2870L
11	YPLI04080	0.5D	GN	254R	C2870R
13	YPLI04080	0.5D	SU	254	C1559
14	YPLI04080	0.5D	R	254	C1559
15	YPLI04080	0.5D	U	254	C0448
16	YPLI04080	0.5D	Y	254	C1559
19	YPLI04080	0.5D	RO	254	C3693
20	YPLI04080	0.75D	O	499	C2518
22	YPLI04080	0.5D	RU	254	C3691
24	YPLI04080	0.5D	YP	254	C0448
27	YPLI04080	0.5D	B	254	C1559

**Service Repair Kits**

CSA	0.50- 0.75 CSA	
<b>Cavities: 8,9,11,13-16,19,20,22,24,27,33,34,37,38,44,45,47</b>		
418-104	SRK ITEM R/B	I
418-107	SRK ITEM PIDG RED	I
418-112	SRK ITEM	I
418-116A	SRK ITEM	I
418-117	SRK ITEM	I
YMI901820	SRK ITEM	I
VUB902290		

CSA	0.75- 1.00 CSA	
<b>Cavities: 3</b>		
418-104	SRK ITEM R/B	I
418-107	SRK ITEM PIDG RED	I
418-112	SRK ITEM	I
418-116A	SRK ITEM	I

30	YPL801990	0.75D	B	254	C2741
33	YPLI04080	0.5D	B	254	C3691
34	YPLI04080	0.5D	B	254	C3692
37	YPLI04080	0.5D	U	254	C2741
38	YPLI04080	0.5D	SP	254	C0448
42	YPL801990	0.75D	O	499	C2518
44	YPLI04080	0.5D	B	254	C0448
45	YPLI04080	0.5D	B	254	C3693
47	YPLI04080	0.5D	RB	254	C3692

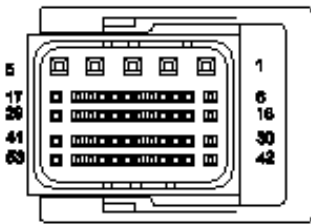
418-117	SRK ITEM	I
YMI902610	SRK ITEM	I
VUB903080		

**Connector: C2518**

**Description: Engine control-module (ECM)**

**Location: Rear RH side of engine compartment**

**Qualifier:**



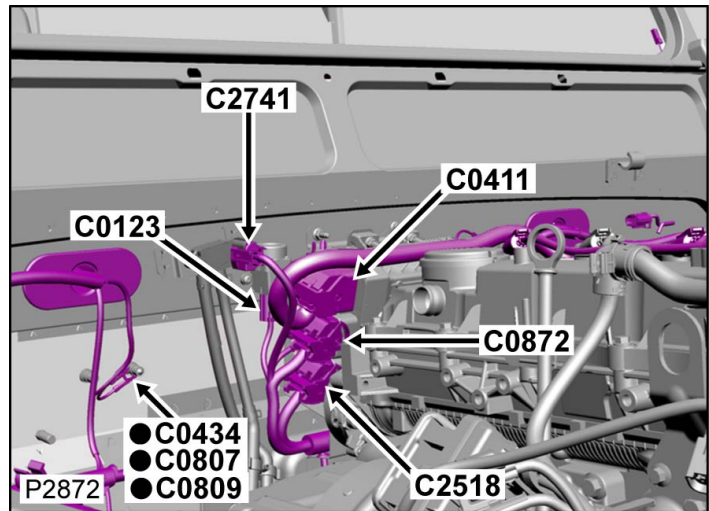
**BROWN**

**Part No.: YPC804170**

**Colour: BROWN**

**Cavities: 53WY**

**Harness: MAIN LH + RH HARNESS**



**Wire Chart**

CAV	TERMINAL	CSA	COL	CCT	DESTN
3	YPL802000	1.0D	W	254	C1559
6	YPL801990	0.75D	OY	254L	C2870L
6	YPL801990	0.75D	OY	254R	C2870R
8	YPLI04080	0.5D	R	254	C2741
9	YPLI04080	0.5D	PS	254	C0448
11	YPLI04080	0.5D	GN	254L	C2870L
11	YPLI04080	0.5D	GN	254R	C2870R

**Service Repair Kits**

CSA	0.50- 0.75 CSA	
<b>Cavities: 8,9,11,13-16,19,20,22,24,27,33,34,37,38,44,45,47</b>		
418-104	SRK ITEM R/B	I
418-107	SRK ITEM PIDG RED	I
418-112	SRK ITEM	I
418-116A	SRK ITEM	I
418-117	SRK ITEM	I

13	YPLI04080	0.5D	SU	254	C1559
14	YPLI04080	0.5D	R	254	C1559
15	YPLI04080	0.5D	U	254	C0448
16	YPLI04080	0.5D	Y	254	C1559
19	YPLI04080	0.5D	RO	254	C3693
20	YPLI04080	0.75D	O	499	C2518
22	YPLI04080	0.5D	RU	254	C3691
24	YPLI04080	0.5D	YP	254	C0448
27	YPLI04080	0.5D	B	254	C1559
30	YPL801990	0.75D	B	254	C2741
33	YPLI04080	0.5D	B	254	C3691
34	YPLI04080	0.5D	B	254	C3692
37	YPLI04080	0.5D	U	254	C2741
38	YPLI04080	0.5D	SP	254	C0448
42	YPL801990	0.75D	O	499	C2518
44	YPLI04080	0.5D	B	254	C0448
45	YPLI04080	0.5D	B	254	C3693
47	YPLI04080	0.5D	RB	254	C3692

YMI901820	SRK ITEM	I
VUB902290		

<b>CSA</b>	<b>0.75- 1.00 CSA</b>	
<b>Cavities: 3</b>		
418-104	SRK ITEM R/B	I
418-107	SRK ITEM PIDG RED	I
418-112	SRK ITEM	I
418-116A	SRK ITEM	I
418-117	SRK ITEM	I
YMI902610	SRK ITEM	I
VUB903080		

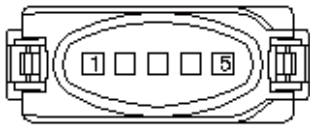
[Click here to print](#)

Connector: **C2519**

Description: **Actuator-Vane VGT**

Location: **RH side of engine**

Qualifier:



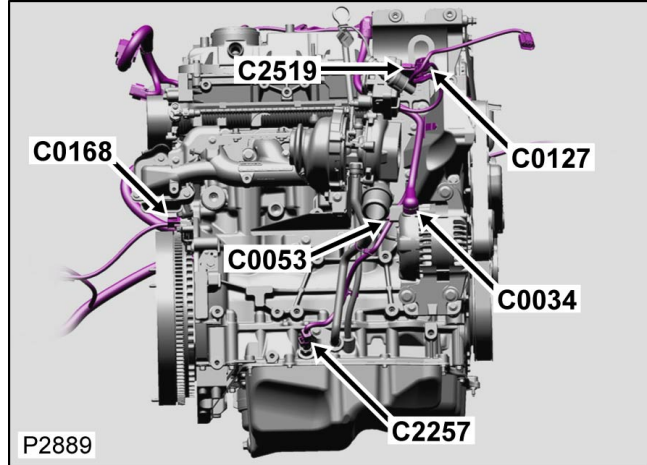
BLACK

Part No.: **YPC909760**

Colour: **BLACK**

Cavities: **5WY**

Harness: **ENGINE DIESEL HARNESS**



**Wire Chart**

CAV	TERMINAL	CSA	COL	CCT	DESTN
1	YPLI02230	0.75	W	VNT	C0411
2	YPLI02230	0.75	U	VNT	C0411
3		0.5	GW	VNT	C0411
4		0.5	PN	VNT	C0411
5		0.5	WO	VNT	C0411

**Service Repair Kits**

Refer to Harness Repair information

Se référer aux informations de réparation de faisceau

Siehe Informationen über Kabelbaumreparaturen

Vedere le informazioni che trattano le operazioni di riparazione del cablaggio

Remítase a la información sobre reparación de mazos de cables

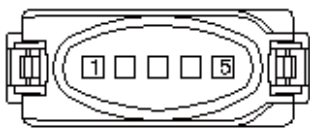
Raadpleeg de informatie over kabelboomreparaties

Connector: **C2519**

Description: **Actuator-Vane VGT**

Location: **RH side of engine**

Qualifier:



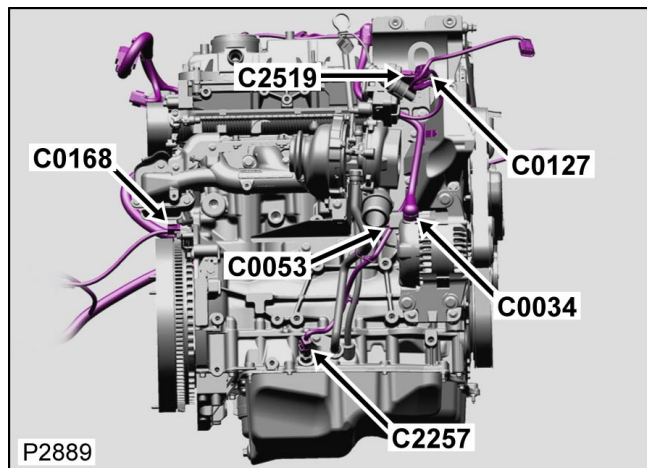
BLACK

Part No.: **YPC909760**

Colour: **BLACK**

Cavities: **5WY**

Harness: **ENGINE DIESEL HARNESS**



**Wire Chart**

CAV	TERMINAL	CSA	COL	CCT	DESTN
1	YPLI02230	0.75	W	VNT	C0411
2	YPLI02230	0.75	U	VNT	C0411

**Service Repair Kits**

Refer to Harness Repair information

Se référer aux informations de réparation de faisceau

Siehe Informationen über Kabelbaumreparaturen

3		0.5	GW	VNT	C0411
4		0.5	PN	VNT	C0411
5		0.5	WO	VNT	C0411

Wieke informatie over kabelboomreparaties

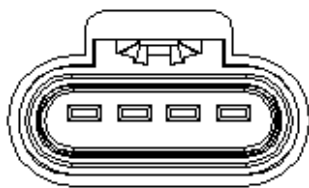
Vedere le informazioni che trattano le operazioni  
di riparazione del cablaggio

Remítase a la información sobre reparación de  
mazos de cables

Raadpleeg de informatie over kabelboomreparaties

[Click here to print](#)

Connector: **C2583**



COLOUR

Part No.: **6CIT-14A464-JDA**

Colour:


Cavities:

Harness: **ENGINE DIESEL HARNESS**

Description: **Engine harness to glow plug harness**

Location: **Top of engine - LH side**

Qualifier:



#### Wire Chart

CAV	TERMINAL	CSA	COL	CCT	DESTN
A		2.5	SP	254	C0189
B		2.5	UN	254	C0189
C		2.5	PW	254	C0189
D		2.5	YU	254	C0189

#### Service Repair Kits

Refer to Harness Repair information

Se référer aux informations de réparation de faisceau

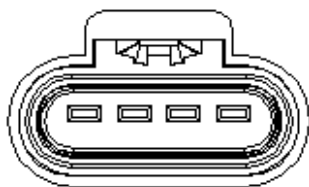
Siehe Informationen über Kabelbaumreparaturen

Vedere le informazioni che trattano le operazioni di riparazione del cablaggio

Remítase a la información sobre reparación de mazos de cables

Raadpleeg de informatie over kabelboomreparaties

Connector: **C2583**



COLOUR

Part No.: **6CIT-14A464-JDA**

Colour:

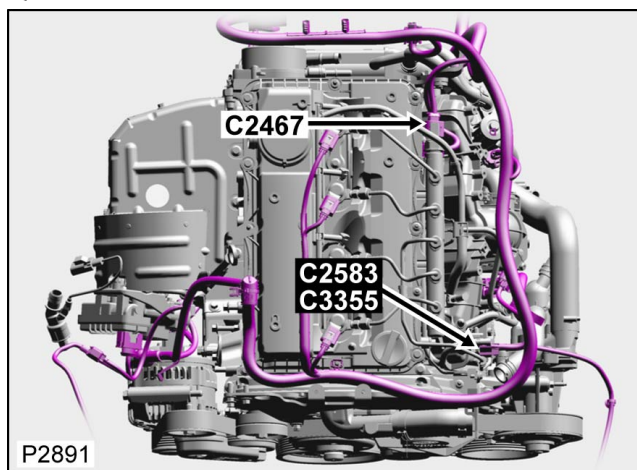
Cavities:

Harness: **ENGINE DIESEL HARNESS**

Description: **Engine harness to glow plug harness**

Location: **Top of engine - LH side**

Qualifier:



#### Wire Chart

CAV	TERMINAL	CSA	COL	CCT	DESTN
A		2.5	SP	254	C0189
B		2.5	UN	254	C0189

#### Service Repair Kits

Refer to Harness Repair information

Se référer aux informations de réparation de faisceau

Siehe Informationen über Kabelbaumreparaturen

C		2.5	PW	254	C0189
D		2.5	YU	254	C0189

Wieke Informatie over kabelboomreparaties

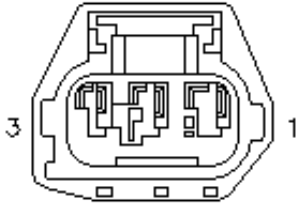
Vedere le informazioni che trattano le operazioni  
di riparazione del cablaggio

Remítase a la información sobre reparación de  
mazos de cables

Raadpleeg de informatie over kabelboomreparaties

[Click here to print](#)

Connector: **C2741**



DARK GREY

Part No.: **YPC903360**

Colour: **DARK GREY**

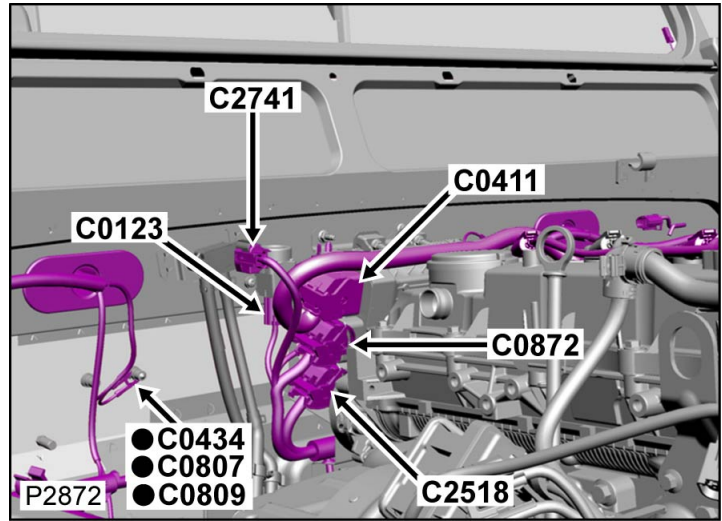
Cavities: **3WY**

Harness: **MAIN LH + RH HARNESS**

Description: **Sensor-Differential pressure**

Location: **Rear RH side of engine compartment**

Qualifier:



Wire Chart

CAV	TERMINAL	CSA	COL	CCT	DESTN
1	YPL500560	0.5D	R	254	C2518
2	YPL500570	0.75D	B	254	C2518
3	YPL500560	0.5D	U	254	C2518

Service Repair Kits

CSA	0.35- 0.50 CSA	
<b>Cavities: 1,2,3</b>		
418-411-11	SRK ITEM 1.0CSA	I
418-112	SRK ITEM	I
418-104	SRK ITEM R/B	I
418-107	SRK ITEM PIDG RED	I
418-117	SRK ITEM	I
418-116A	SRK ITEM	I
VJB900520		

CSA	0.35- 0.50 CSA	
<b>Cavities: 1,3</b>		
418-104	SRK ITEM R/B	I
418-107	SRK ITEM PIDG RED	I
418-112	SRK ITEM	I
418-116A	SRK ITEM	I

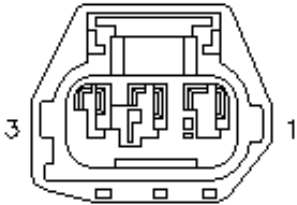
418-117	SRK ITEM	I
YMI902510	SRK ITEM	I
VUB902980		

**Connector: C2741**

**Description: Sensor-Differential pressure**

**Location: Rear RH side of engine compartment**

**Qualifier:**



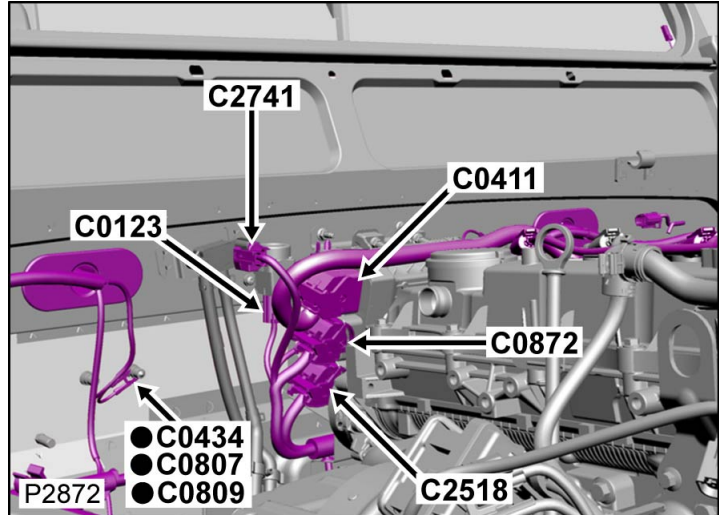
DARK GREY

**Part No.: YPC903360**

**Colour: DARK GREY**

**Cavities: 3WY**

**Harness: MAIN LH + RH HARNESS**



**Wire Chart**

CAV	TERMINAL	CSA	COL	CCT	DESTN
1	YPL500560	0.5D	R	254	C2518
2	YPL500570	0.75D	B	254	C2518
3	YPL500560	0.5D	U	254	C2518

**Service Repair Kits**

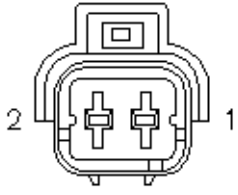
CSA	0.35- 0.50 CSA	
<b>Cavities: 1,2,3</b>		
418-411-11	SRK ITEM 1.0CSA	I
418-112	SRK ITEM	I
418-104	SRK ITEM R/B	I
418-107	SRK ITEM PIDG RED	I
418-117	SRK ITEM	I
418-116A	SRK ITEM	I
VUB900520		

CSA	0.35- 0.50 CSA	
<b>Cavities: 1,3</b>		
418-104	SRK ITEM R/B	I

418-107	SRK ITEM PIDG RED	I
418-112	SRK ITEM	I
418-116A	SRK ITEM	I
418-117	SRK ITEM	I
YMI902510	SRK ITEM	I
VUB902980		

[Click here to print](#)

Connector: **C2870L**



BLACK

Part No.: **YPC804180**

Colour: **BLACK**

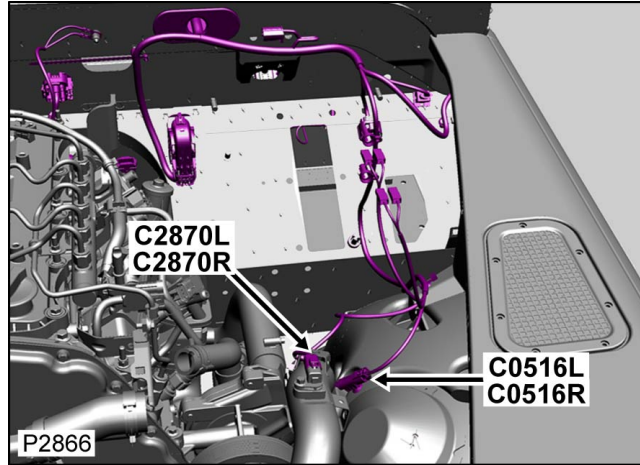
Cavities: **2WY**

Harness: **MAIN LH + RH HARNESS**

Description: **Sensor-Temperature-Air charge**

Location: **LH side of engine compartment**

Qualifier:



#### Wire Chart

CAV	TERMINAL	CSA	COL	CCT	DESTN
1	YPL905580	0.5D	GN	254L	C2518
2	YPL905580	0.75D	OY	254L	C2518

#### Service Repair Kits

Refer to Harness Repair information

Se référer aux informations de réparation de faisceau

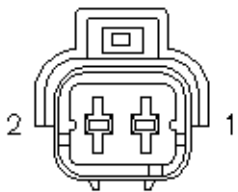
Siehe Informationen über Kabelbaumreparaturen

Vedere le informazioni che trattano le operazioni di riparazione del cablaggio

Remítase a la información sobre reparación de mazos de cables

Raadpleeg de informatie over kabelboomreparaties

Connector: **C2870L**



BLACK

Part No.: **YPC804180**

Colour: **BLACK**

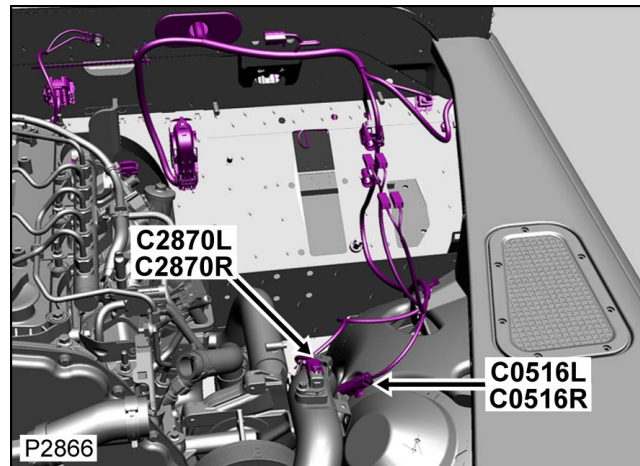
Cavities: **2WY**

Harness: **MAIN LH + RH HARNESS**

Description: **Sensor-Temperature-Air charge**

Location: **LH side of engine compartment**

Qualifier:



#### Wire Chart

CAV	TERMINAL	CSA	COL	CCT	DESTN
1	YPL905580	0.5D	GN	254L	C2518
2	YPL905580	0.75D	OY	254L	C2518

#### Service Repair Kits

Refer to Harness Repair information

Se référer aux informations de réparation de faisceau

Siehe Informationen über Kabelbaumreparaturen

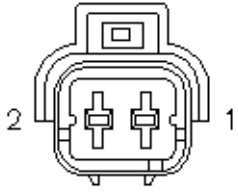
Vedere le informazioni che trattano le operazioni  
di riparazione del cablaggio

Remítase a la información sobre reparación de  
mazos de cables

Raadpleeg de informatie over kabelboomreparaties

[Click here to print](#)

Connector: **C2870R**



BLACK

Part No.: **YPC804180**

Colour: **BLACK**

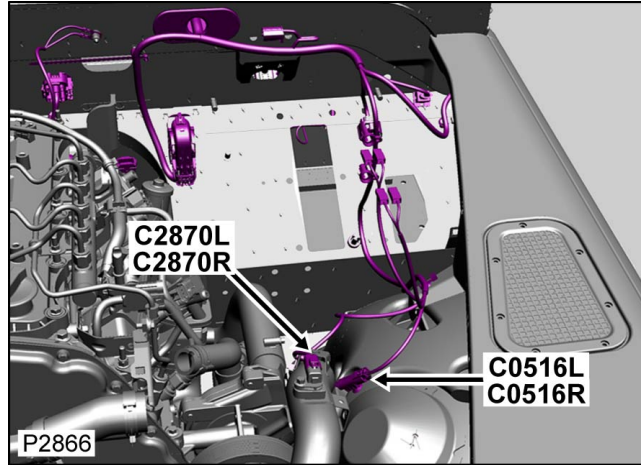
Cavities: **2WY**

Harness: **MAIN LH + RH HARNESS**

Description: **Sensor-Temperature-Air charge**

Location: **LH side of engine compartment**

Qualifier:



#### Wire Chart

CAV	TERMINAL	CSA	COL	CCT	DESTN
1	YPL905580	0.5D	GN	254R	C2518
2	YPL905580	0.75D	OY	254R	C2518

#### Service Repair Kits

Refer to Harness Repair information

Se référer aux informations de réparation de faisceau

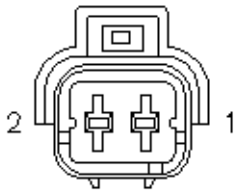
Siehe Informationen über Kabelbaumreparaturen

Vedere le informazioni che trattano le operazioni di riparazione del cablaggio

Remítase a la información sobre reparación de mazos de cables

Raadpleeg de informatie over kabelboomreparaties

Connector: **C2870R**



BLACK

Part No.: **YPC804180**

Colour: **BLACK**

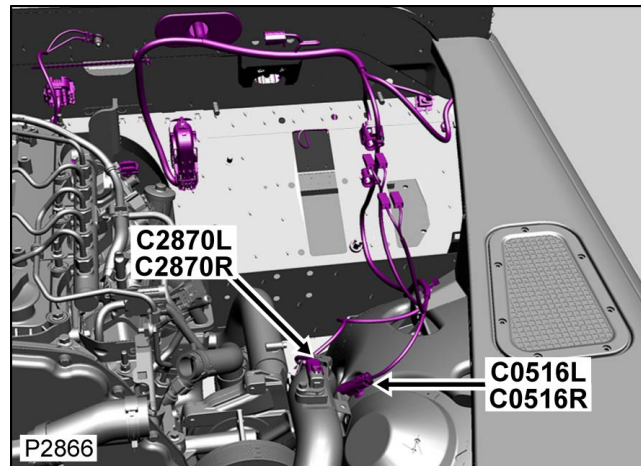
Cavities: **2WY**

Harness: **MAIN LH + RH HARNESS**

Description: **Sensor-Temperature-Air charge**

Location: **LH side of engine compartment**

Qualifier:



#### Wire Chart

CAV	TERMINAL	CSA	COL	CCT	DESTN
1	YPL905580	0.5D	GN	254R	C2518
2	YPL905580	0.75D	OY	254R	C2518

#### Service Repair Kits

Refer to Harness Repair information

Se référer aux informations de réparation de faisceau

Siehe Informationen über Kabelbaumreparaturen

Vedere le informazioni che trattano le operazioni  
di riparazione del cablaggio

Remítase a la información sobre reparación de  
mazos de cables

Raadpleeg de informatie over kabelboomreparaties

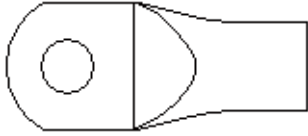
[Click here to print](#)

Connector: **C3307**

Description: **Earth-Gearbox**

Location: **LH side of gearbox**

Qualifier:

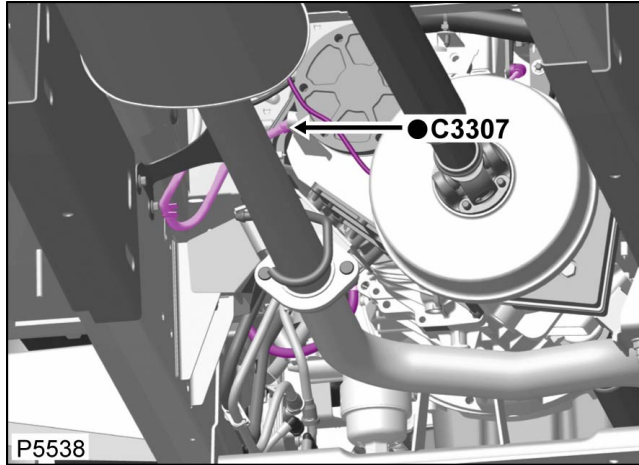


Part No.: **YPG800450**

Colour: **TIN PLATED**

Cavities: **IWY**

Harness: **BATTERY NEGATIVE HARNESS**



#### Wire Chart

CAV	TERMINAL	CSA	COL	CCT	DESTN
I	-	50.0D	B	499	CI66I

#### Service Repair Kits

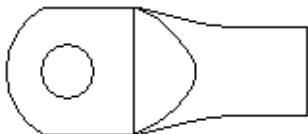
Refer to Harness Repair information  
Se référer aux informations de réparation de faisceau  
Siehe Informationen über Kabelbaumreparaturen  
Vedere le informazioni che trattano le operazioni  
di riparazione del cablaggio  
Remítase a la información sobre reparación de  
mazos de cables  
Raadpleeg de informatie over kabelboomreparaties

Connector: **C3307**

Description: **Earth-Gearbox**

Location: **LH side of gearbox**

Qualifier:

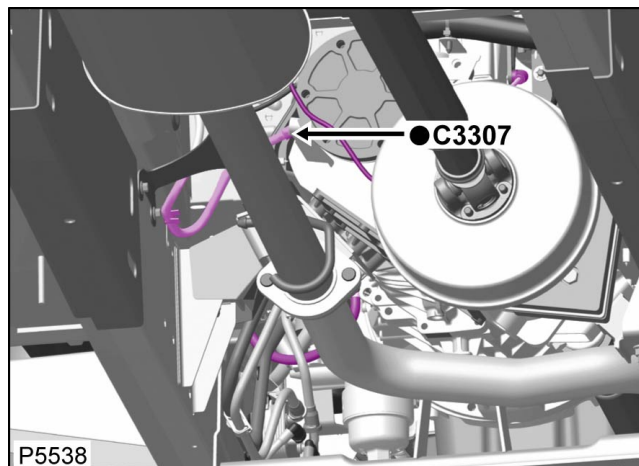


Part No.: **YPG800450**

Colour: **TIN PLATED**

Cavities: **IWY**

Harness: **BATTERY NEGATIVE HARNESS**



#### Wire Chart

CAV	TERMINAL	CSA	COL	CCT	DESTN
I	-	50.0D	B	499	CI66I

#### Service Repair Kits

Refer to Harness Repair information  
Se référer aux informations de réparation de faisceau  
Siehe Informationen über Kabelbaumreparaturen

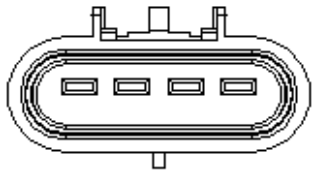
Vedere le informazioni che trattano le operazioni  
di riparazione del cablaggio

Remítase a la información sobre reparación de  
mazos de cables

Raadpleeg de informatie over kabelboomreparaties

[Click here to print](#)

Connector: **C3355**



COLOUR

Part No.: **6CIT-14A624-JDA**

Colour:

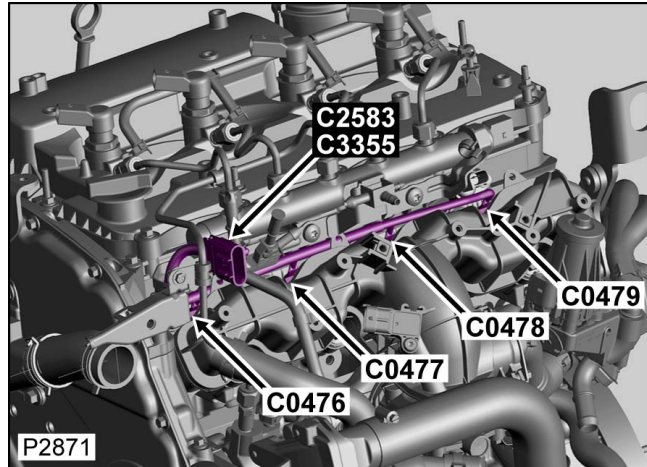
Cavities:

Harness: **GLOWPLUG LINK HARNESS**

Description: **Glow plug harness to engine harness**

Location: **LH side of engine**

Qualifier:



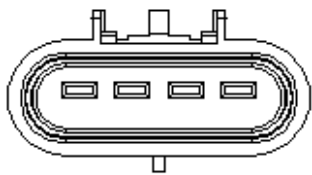
**Wire Chart**

CAV	TERMINAL	CSA	COL	CCT	DESTN
B		2.5D	UN	254	C0477
C		2.5D	PW	254	C0478
D		2.5D	YU	254	C0479
A		2.5D	SP	254	C0476

**Service Repair Kits**

Refer to Harness Repair information  
Se référer aux informations de réparation de faisceau  
Siehe Informationen über Kabelbaumreparaturen  
Vedere le informazioni che trattano le operazioni  
di riparazione del cablaggio  
Remítase a la información sobre reparación de  
mazos de cables  
Raadpleeg de informatie over kabelboomreparaties

Connector: **C3355**



COLOUR

Part No.: **6CIT-14A624-JDA**

Colour:

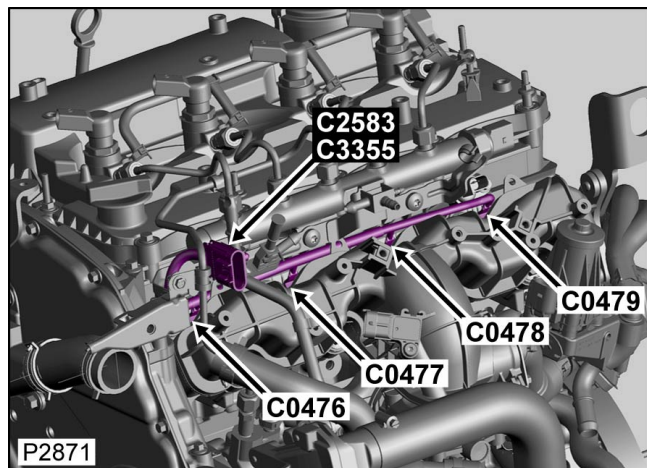
Cavities:

Harness: **GLOWPLUG LINK HARNESS**

Description: **Glow plug harness to engine harness**

Location: **LH side of engine**

Qualifier:



**Wire Chart**

CAV	TERMINAL	CSA	COL	CCT	DESTN
B		2.5D	UN	254	C0477
C		2.5D	PW	254	C0478

**Service Repair Kits**

Refer to Harness Repair information  
Se référer aux informations de réparation de faisceau  
Siehe Informationen über Kabelbaumreparaturen

D		2.5D	YU	254	C0479
A		2.5D	SP	254	C0476

Wieke Informatie over kabelboomreparaties

Vedere le informazioni che trattano le operazioni  
di riparazione del cablaggio

Remítase a la información sobre reparación de  
mazos de cables

Raadpleeg de informatie over kabelboomreparaties

[Click here to print](#)

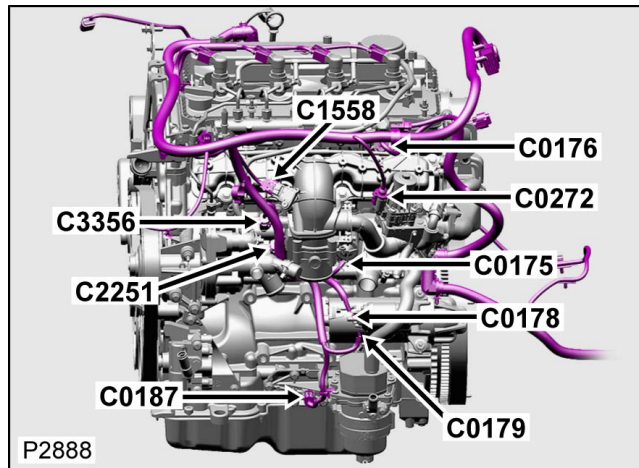
Connector: **C3356**

Description: **Valve-Control-Fuel volume**

Location: **LH side of engine**

Qualifier:

No connector face  
 Geen connector-vooraanzicht  
 Pas de face de connecteur  
 Kein diagramm  
 Senza faccia connettore  
 Sem imagen dos pinos da ficha  
 No hay cara de conector



Part No.: **AU5T-14A464-BBA**

Colour:

Cavities:

Harness: **ENGINE DIESEL HARNESS**

**Wire Chart**

CAV	TERMINAL	CSA	COL	CCT	DESTN
1		0.75	PN	254	C0162
2		0.75	UO	254	C0411

**Service Repair Kits**

Refer to Harness Repair information  
 Se référer aux informations de réparation de faisceau  
 Siehe Informationen über Kabelbaumreparaturen  
 Vedere le informazioni che trattano le operazioni  
 di riparazione del cablaggio  
 Remítase a la información sobre reparación de  
 mazos de cables  
 Raadpleeg de informatie over kabelboomreparaties

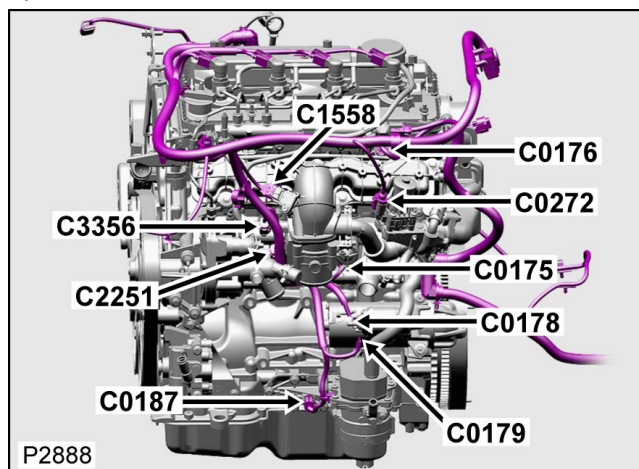
Connector: **C3356**

Description: **Valve-Control-Fuel volume**

Location: **LH side of engine**

Qualifier:

No connector face  
 Geen connector-vooraanzicht  
 Pas de face de connecteur  
 Kein diagramm  
 Senza faccia connettore  
 Sem imagen dos pinos da ficha  
 No hay cara de conector



Part No.: **AU5T-14A464-BBA**

Colour:

Cavities:

Harness: **ENGINE DIESEL HARNESS**

**Wire Chart**

CAV	TERMINAL	CSA	COL	CCT	DESTN

**Service Repair Kits**

--

1		0.75	PN	254	C0162
2		0.75	UO	254	C0411

Refer to Harness Repair information

Se référer aux informations de réparation de faisceau

Siehe Informationen über Kabelbaumreparaturen

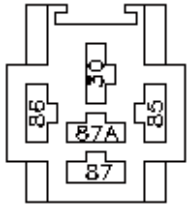
Vedere le informazioni che trattano le operazioni  
di riparazione del cablaggio

Remítase a la información sobre reparación de  
mazos de cables

Raadpleeg de informatie over kabelboomreparaties

[Click here to print](#)

Connector: **C3416L**



YELLOW

Part No.: **AFU327I**

Colour: **YELLOW**

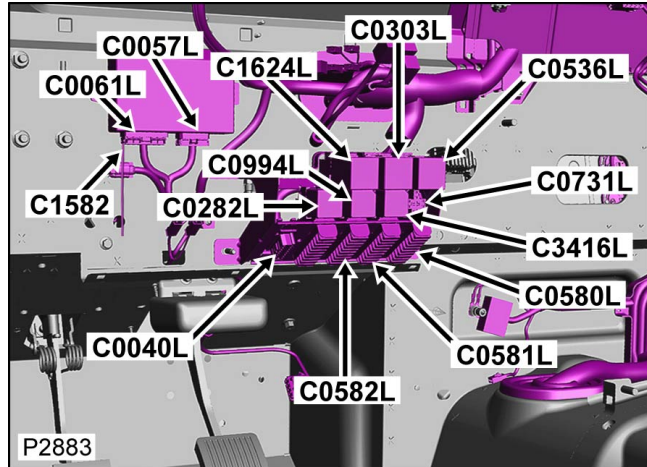
Cavities: **5WY**

Harness: **MAIN LH + RH HARNESS**

Description: **Relay-Window-lift**

Location: **Behind LH side of Instrument panel**

Qualifier: **LHD condition illustrated**



Wire Chart

CAV	TERMINAL	CSA	COL	CCT	DESTN
30	YPLI008I	4.0D	NR	247L	C3768
30	YPLI008I	4.0D	NR	95L	C3768
85	AFU3119	0.5D	WG	247L	C0285
85	AFU3119	0.5D	WG	95L	C0285
86	AFU3120	1.5D	B	247L	C0289
86	AFU3120	1.5D	B	95L	C0289
87	YPLI008I	4.0D	NS	95L	C0581L
87	YPLI008I	4.0D	NS	247L	S/JOINT SJ16

Service Repair Kits

Refer to Harness Repair information

Se référer aux informations de réparation de faisceau

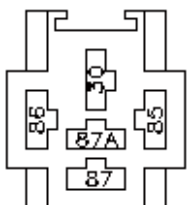
Siehe Informationen über Kabelbaumreparaturen

Vedere le informazioni che trattano le operazioni di riparazione del cablaggio

Remítase a la información sobre reparación de mazos de cables

Raadpleeg de informatie over kabelboomreparaties

Connector: **C3416L**



YELLOW

Part No.: **AFU327I**

Colour: **YELLOW**

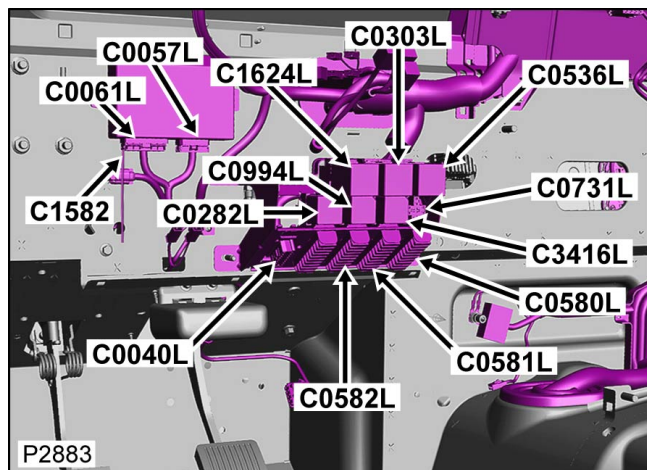
Cavities: **5WY**

Harness: **MAIN LH + RH HARNESS**

Description: **Relay-Window-lift**

Location: **Behind LH side of Instrument panel**

Qualifier: **LHD condition illustrated**



Wire Chart

CAV	TERMINAL	CSA	COL	CCT	DESTN
-----	----------	-----	-----	-----	-------

Service Repair Kits

30	YPLI008I	4.0D	NR	247L	C3768
30	YPLI008I	4.0D	NR	95L	C3768
85	AFU3119	0.5D	WG	247L	C0285
85	AFU3119	0.5D	WG	95L	C0285
86	AFU3120	1.5D	B	247L	C0289
86	AFU3120	1.5D	B	95L	C0289
87	YPLI008I	4.0D	NS	95L	C0581L
87	YPLI008I	4.0D	NS	247L	S/JOINT SJ16

Refer to Harness Repair information

Se référer aux informations de réparation de faisceau

Siehe Informationen über Kabelbaumreparaturen

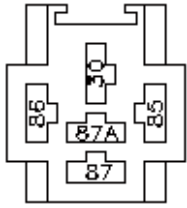
Vedere le informazioni che trattano le operazioni  
di riparazione del cablaggio

Remítase a la información sobre reparación de  
mazos de cables

Raadpleeg de informatie over kabelboomreparaties

[Click here to print](#)

Connector: **C3416R**



YELLOW

Part No.: **AFU327I**

Colour: **YELLOW**

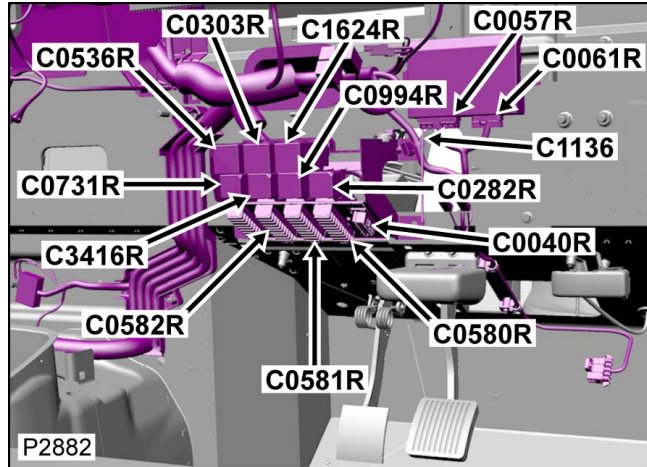
Cavities: **5WY**

Harness: **MAIN LH + RH HARNESS**

Description: **Relay-Window-lift**

Location: **Behind RH side of Instrument panel**

Qualifier: **RHD condition illustrated**



Wire Chart

CAV	TERMINAL	CSA	COL	CCT	DESTN
30	YPLI008I	4.0D	NR	247R	C3768
30	YPLI008I	4.0D	NR	95R	C3768
85	AFU3119	0.5D	WG	247R	C0285
85	AFU3119	0.5D	WG	95R	C0285
86	AFU3120	1.5D	B	247R	C0289
86	AFU3120	1.5D	B	95R	C0289
87	YPLI008I	4.0D	NS	247R	S/JOINT SJ15
87	YPLI008I	4.0D	NS	95R	C0581R

Service Repair Kits

Refer to Harness Repair information

Se référer aux informations de réparation de faisceau

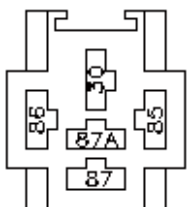
Siehe Informationen über Kabelbaumreparaturen

Vedere le informazioni che trattano le operazioni di riparazione del cablaggio

Remítase a la información sobre reparación de mazos de cables

Raadpleeg de informatie over kabelboomreparaties

Connector: **C3416R**



YELLOW

Part No.: **AFU327I**

Colour: **YELLOW**

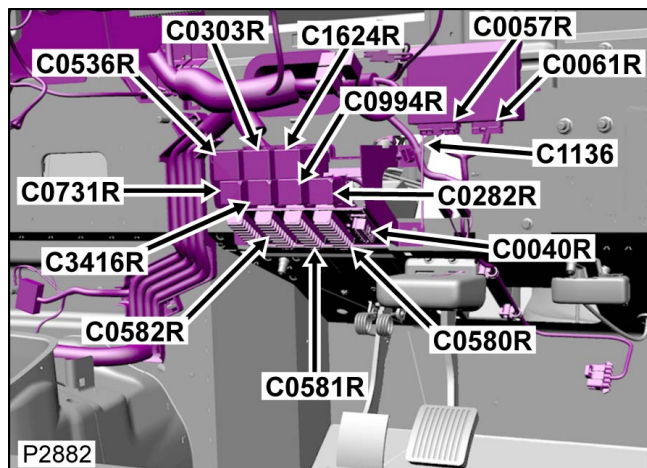
Cavities: **5WY**

Harness: **MAIN LH + RH HARNESS**

Description: **Relay-Window-lift**

Location: **Behind RH side of Instrument panel**

Qualifier: **RHD condition illustrated**



Wire Chart

CAV	TERMINAL	CSA	COL	CCT	DESTN
-----	----------	-----	-----	-----	-------

Service Repair Kits

--

30	YPLI008I	4.0D	NR	247R	C3768
30	YPLI008I	4.0D	NR	95R	C3768
85	AFU3119	0.5D	WG	247R	C0285
85	AFU3119	0.5D	WG	95R	C0285
86	AFU3120	1.5D	B	247R	C0289
86	AFU3120	1.5D	B	95R	C0289
87	YPLI008I	4.0D	NS	247R	S/JOINT SJ15
87	YPLI008I	4.0D	NS	95R	C0581R

Refer to Harness Repair information

Se référer aux informations de réparation de faisceau

Siehe Informationen über Kabelbaumreparaturen

Vedere le informazioni che trattano le operazioni  
di riparazione del cablaggio

Remítase a la información sobre reparación de  
mazos de cables

Raadpleeg de informatie over kabelboomreparaties

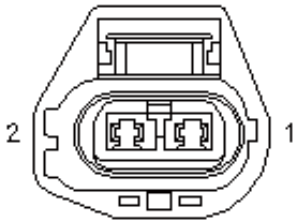
[Click here to print](#)

Connector: **C3565**

Description: **Heater-Engine breather pipe**

Location: **RH side of engine compartment**

Qualifier:



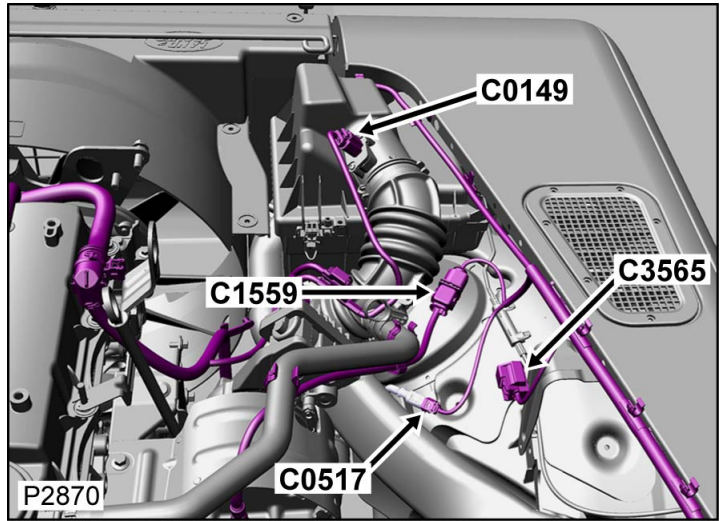
DARK GREY

Part No.: **YPC904130**

Colour: **DARK GREY**

Cavities: **2WY**

Harness: **MAIN LH + RH HARNESS**



**Wire Chart**

CAV	TERMINAL	CSA	COL	CCT	DESTN
1	YPL500470	0.75D	B	139L	S/JOINT SJ13
2	YPL500470	0.75D	W	139L	C0580L

**Service Repair Kits**

CSA	0.75- 1.00 CSA	
<b>Cavities: 1,2</b>		
418-411-73	SRK ITEM 1.0CSA	1
418-112	SRK ITEM	1
418-104	SRK ITEM R/B	1
418-107	SRK ITEM PIDG RED	1
418-117	SRK ITEM	1
418-116A	SRK ITEM	1
VJB901140		

CSA	0.75- 1.00 CSA	
<b>Cavities: 1,2</b>		
418-104	SRK ITEM R/B	1
418-107	SRK ITEM PIDG RED	1
418-112	SRK ITEM	1
418-116A	SRK ITEM	1

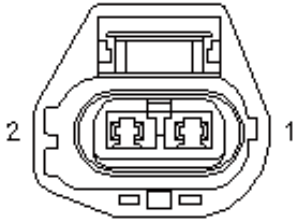
418-117	SRK ITEM	I
YMI902490	SRK ITEM	I
VUB902960		

**Connector: C3565**

**Description: Heater-Engine breather pipe**

**Location: RH side of engine compartment**

**Qualifier:**



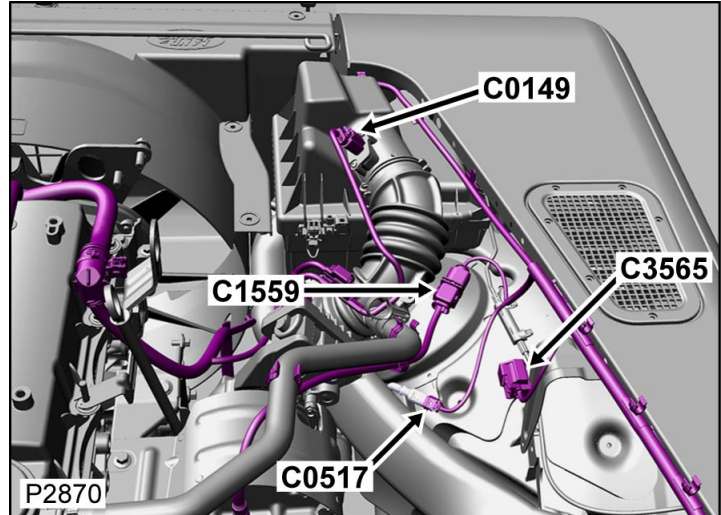
DARK GREY

**Part No.: YPC904130**

**Colour: DARK GREY**

**Cavities: 2WY**

**Harness: MAIN LH + RH HARNESS**



**Wire Chart**

CAV	TERMINAL	CSA	COL	CCT	DESTN
1	YPL500470	0.75D	B	139L	S/JOINT SJ13
2	YPL500470	0.75D	W	139L	C0580L

**Service Repair Kits**

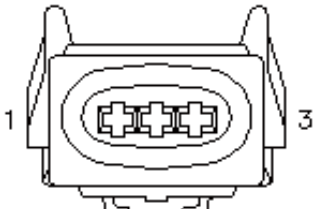
CSA	0.75- 1.00 CSA	
<b>Cavities: 1,2</b>		
418-411-73	SRK ITEM 1.0CSA	I
418-112	SRK ITEM	I
418-104	SRK ITEM R/B	I
418-107	SRK ITEM PIDG RED	I
418-117	SRK ITEM	I
418-116A	SRK ITEM	I
VUB901140		

CSA	0.75- 1.00 CSA	
<b>Cavities: 1,2</b>		
418-104	SRK ITEM R/B	I

418-107	SRK ITEM PIDG RED	I
418-112	SRK ITEM	I
418-116A	SRK ITEM	I
418-117	SRK ITEM	I
YMI902490	SRK ITEM	I
VUB902960		

[Click here to print](#)

Connector: **C3690**



BLACK

Part No.: **YPC910930**

Colour: **BLACK**

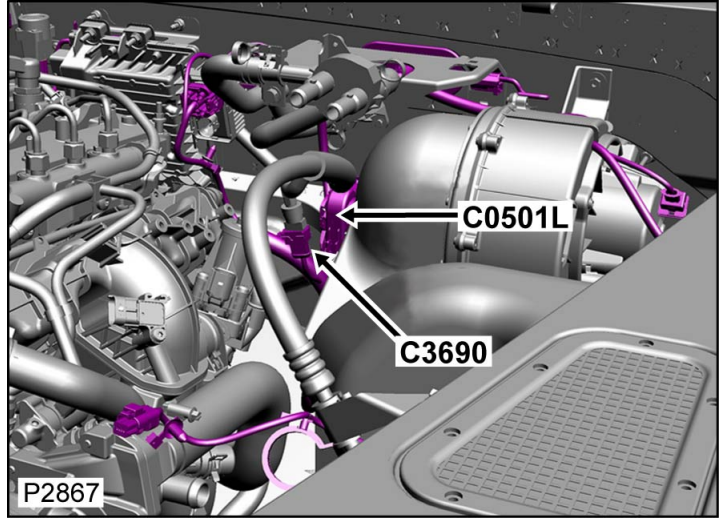
Cavities: **3WY**

Harness: **MAIN LH + RH HARNESS**

Description: **Sensor-Pressure-Air Conditioning**

Location: **Rear LH side of engine compartment**

Qualifier:



**Wire Chart**

CAV	TERMINAL	CSA	COL	CCT	DESTN
1	YPL102660	0.75D	B	14	C0872
2	YPL102660	0.75D	U	14	C0872
3	YPL102660	0.75D	R	14	C0872

**Service Repair Kits**

CSA	0.51- 1.00 CSA	
<b>Cavities: 1,2,3</b>		
418-411-68	SRK ITEM 1.0CSA	1
418-112	SRK ITEM	1
418-104	SRK ITEM R/B	1
418-107	SRK ITEM PIDG RED	1
418-117	SRK ITEM	1
418-116A	SRK ITEM	1
VJB901090		

CSA	0.51- 1.00 CSA	
<b>Cavities: 1,2,3</b>		
418-104	SRK ITEM R/B	1
418-107	SRK ITEM PIDG RED	1
418-112	SRK ITEM	1
418-116A	SRK ITEM	1

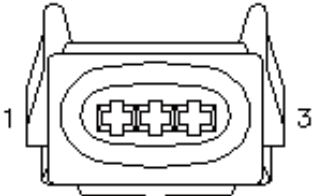
418-117	SRK ITEM	I
YMI902450	SRK ITEM	I
VUB902920		

**Connector: C3690**

**Description: Sensor-Pressure-Air Conditioning**

**Location: Rear LH side of engine compartment**

**Qualifier:**



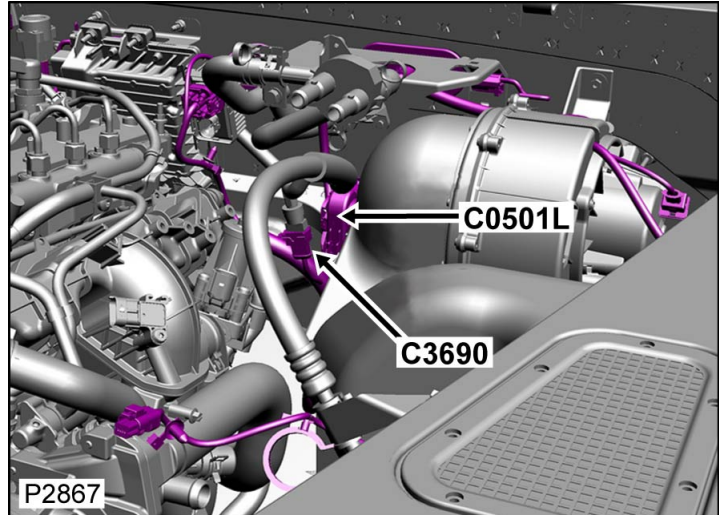
**BLACK**

**Part No.: YPC910930**

**Colour: BLACK**

**Cavities: 3WY**

**Harness: MAIN LH + RH HARNESS**



**Wire Chart**

CAV	TERMINAL	CSA	COL	CCT	DESTN
1	YPL102660	0.75D	B	14	C0872
2	YPL102660	0.75D	U	14	C0872
3	YPL102660	0.75D	R	14	C0872

**Service Repair Kits**

CSA	0.51- 1.00 CSA	
<b>Cavities: 1,2,3</b>		
418-411-68	SRK ITEM 1.0CSA	I
418-112	SRK ITEM	I
418-104	SRK ITEM R/B	I
418-107	SRK ITEM PIDG RED	I
418-117	SRK ITEM	I
418-116A	SRK ITEM	I
VUB901090		

CSA	0.51- 1.00 CSA	
<b>Cavities: 1,2,3</b>		
418-104	SRK ITEM R/B	I

418-107	SRK ITEM PIDG RED	I
418-112	SRK ITEM	I
418-116A	SRK ITEM	I
418-117	SRK ITEM	I
YMI902450	SRK ITEM	I
VUB902920		

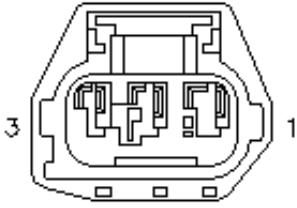
[Click here to print](#)

Connector: **C3691**

Description: **Sensor-Temperature-Exhaust gas-I**

Location: **Above gearbox**

Qualifier:



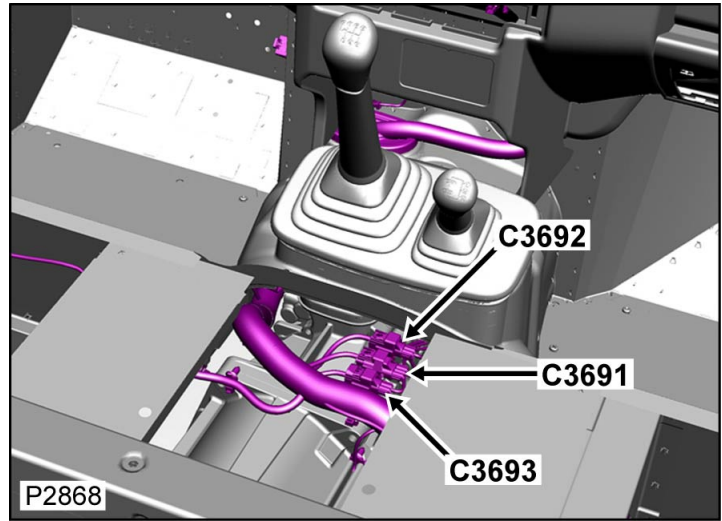
DARK GREY

Part No.: **YPC903360**

Colour: **DARK GREY**

Cavities: **3WY**

Harness: **MAIN LH + RH HARNESS**



**Wire Chart**

CAV	TERMINAL	CSA	COL	CCT	DESTN
1	YPL500530	0.5D	RU	254	C2518
3	YPL500530	0.5D	B	254	C2518

**Service Repair Kits**

CSA	0.35- 0.50 CSA	
<b>Cavities: 1,3</b>		
418-411-09	SRK ITEM 1.0CSA	1
418-112	SRK ITEM	1
418-104	SRK ITEM R/B	1
418-107	SRK ITEM PIDG RED	1
418-117	SRK ITEM	1
418-116A	SRK ITEM	1
VUB900500		

CSA	0.35- 0.50 CSA	
<b>Cavities: 1,3</b>		
418-104	SRK ITEM R/B	1
418-107	SRK ITEM PIDG RED	1
418-112	SRK ITEM	1
418-116A	SRK ITEM	1

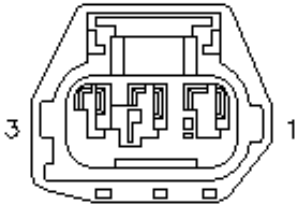
418-117	SRK ITEM	I
YMI902500	SRK ITEM	I
VUB902970		

**Connector: C369 I**

**Description: Sensor-Temperature-Exhaust gas-I**

**Location: Above gearbox**

**Qualifier:**



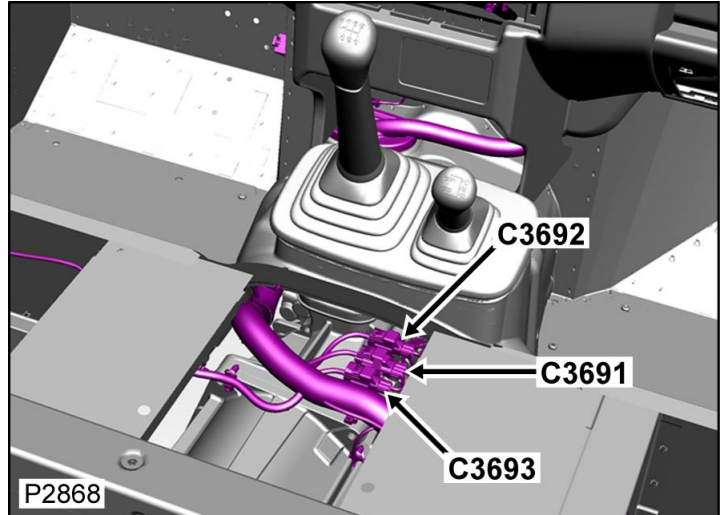
DARK GREY

**Part No.: YPC903360**

**Colour: DARK GREY**

**Cavities: 3WY**

**Harness: MAIN LH + RH HARNESS**



**Wire Chart**

CAV	TERMINAL	CSA	COL	CCT	DESTN
1	YPL500530	0.5D	RU	254	C2518
3	YPL500530	0.5D	B	254	C2518

**Service Repair Kits**

CSA	0.35- 0.50 CSA	
<b>Cavities: 1,3</b>		
418-411-09	SRK ITEM 1.0CSA	I
418-112	SRK ITEM	I
418-104	SRK ITEM R/B	I
418-107	SRK ITEM PIDG RED	I
418-117	SRK ITEM	I
418-116A	SRK ITEM	I
VUB900500		

CSA	0.35- 0.50 CSA	
<b>Cavities: 1,3</b>		
418-104	SRK ITEM R/B	I

418-107	SRK ITEM PIDG RED	I
418-112	SRK ITEM	I
418-116A	SRK ITEM	I
418-117	SRK ITEM	I
YMI902500	SRK ITEM	I
VUB902970		

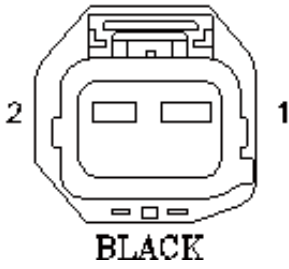
[Click here to print](#)

Connector: **C3692**

Description: **Sensor-Temperature-Exhaust gas-2**

Location: **Above gearbox**

Qualifier:

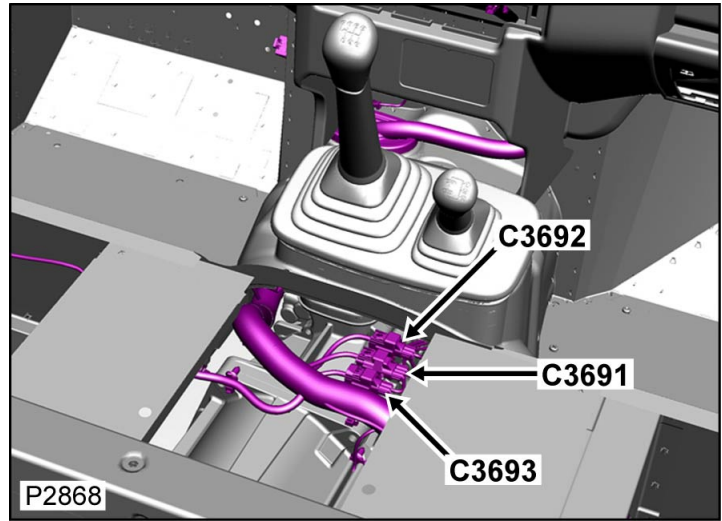


Part No.: **YPC500550**

Colour: **BLACK**

Cavities: **2WY**

Harness: **MAIN LH + RH HARNESS**



**Wire Chart**

CAV	TERMINAL	CSA	COL	CCT	DESTN
1	YPL500530	0.5D	RB	254	C2518
2	YPL500530	0.5D	B	254	C2518

**Service Repair Kits**

CSA	0.35- 0.50 CSA	
<b>Cavities: 1,2</b>		
418-411-09	SRK ITEM 1.0CSA	I
418-112	SRK ITEM	I
418-104	SRK ITEM R/B	I
418-107	SRK ITEM PIDG RED	I
418-117	SRK ITEM	I
418-116A	SRK ITEM	I
VUB900500		

CSA	0.35- 0.50 CSA	
<b>Cavities: 1,2</b>		
418-104	SRK ITEM R/B	I
418-107	SRK ITEM PIDG RED	I
418-112	SRK ITEM	I
418-116A	SRK ITEM	I

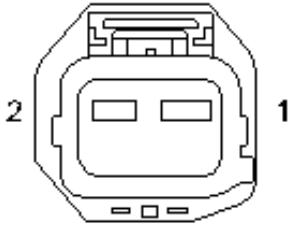
418-117	SRK ITEM	1
YMI902500	SRK ITEM	1
VUB902970		

**Connector: C3692**

**Description: Sensor-Temperature-Exhaust gas-2**

**Location: Above gearbox**

**Qualifier:**



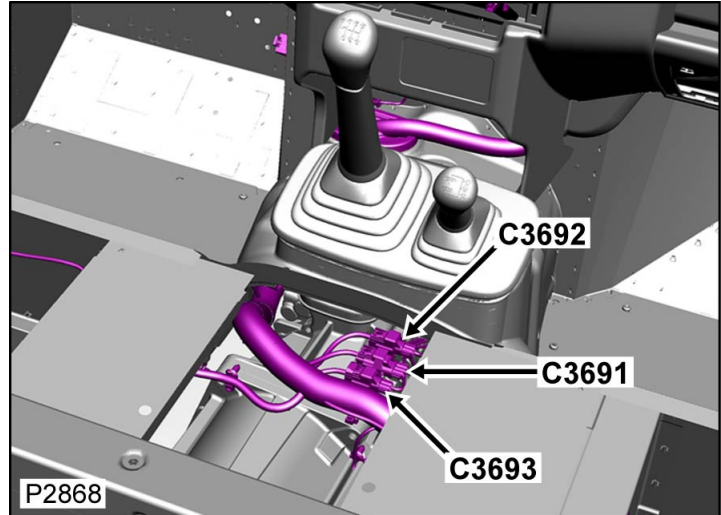
**BLACK**

**Part No.: YPC500550**

**Colour: BLACK**

**Cavities: 2WY**

**Harness: MAIN LH + RH HARNESS**



**Wire Chart**

CAV	TERMINAL	CSA	COL	CCT	DESTN
1	YPL500530	0.5D	RB	254	C2518
2	YPL500530	0.5D	B	254	C2518

**Service Repair Kits**

CSA	0.35- 0.50 CSA	
<b>Cavities: 1,2</b>		
418-411-09	SRK ITEM 1.0CSA	1
418-112	SRK ITEM	1
418-104	SRK ITEM R/B	1
418-107	SRK ITEM PIDG RED	1
418-117	SRK ITEM	1
418-116A	SRK ITEM	1
VUB900500		

CSA	0.35- 0.50 CSA	
<b>Cavities: 1,2</b>		
418-104	SRK ITEM R/B	1

418-107	SRK ITEM PIDG RED	I
418-112	SRK ITEM	I
418-116A	SRK ITEM	I
418-117	SRK ITEM	I
YMI902500	SRK ITEM	I
VUB902970		

[Click here to print](#)

Connector: **C3693**



**DARK GREY**

Part No.: **YPC903110**

Colour: **DARK GREY**

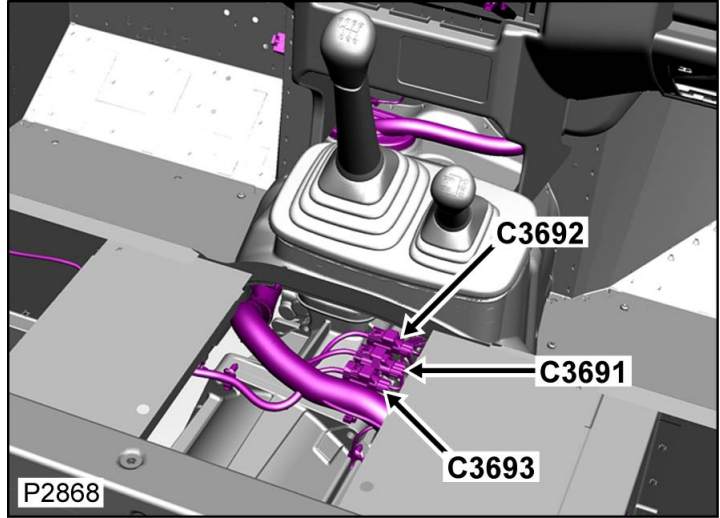
Cavities: **2WY**

Harness: **MAIN LH + RH HARNESS**

Description: **Sensor-Temperature-Exhaust gas-3**

Location: **Above gearbox**

Qualifier:



**Wire Chart**

CAV	TERMINAL	CSA	COL	CCT	DESTN
1	YPL500530	0.5D	RO	254	C2518
2	YPL500530	0.5D	B	254	C2518

**Service Repair Kits**

CSA	0.35- 0.50 CSA	
<b>Cavities: 1,2</b>		
418-411-09	SRK ITEM 1.0CSA	I
418-112	SRK ITEM	I
418-104	SRK ITEM R/B	I
418-107	SRK ITEM PIDG RED	I
418-117	SRK ITEM	I
418-116A	SRK ITEM	I
VUB900500		

CSA	0.35- 0.50 CSA	
<b>Cavities: 1,2</b>		
418-104	SRK ITEM R/B	I
418-107	SRK ITEM PIDG RED	I
418-112	SRK ITEM	I
418-116A	SRK ITEM	I

418-117	SRK ITEM	1
YMI902500	SRK ITEM	1
VUB902970		

**Connector: C3693**

**Description: Sensor-Temperature-Exhaust gas-3**

**Location: Above gearbox**

**Qualifier:**



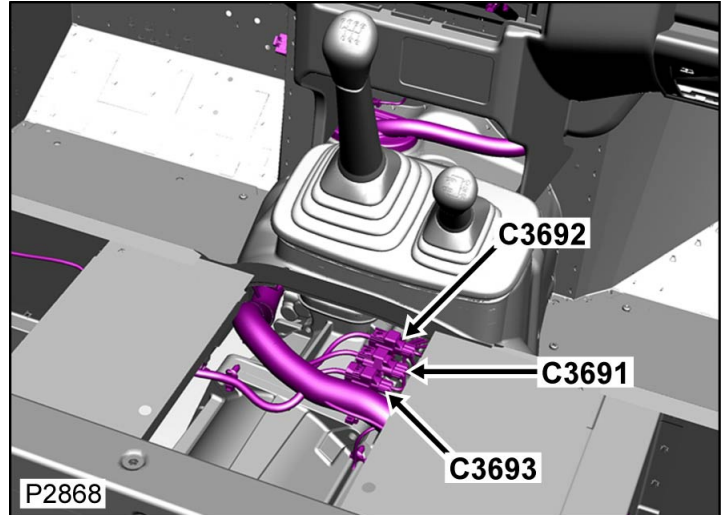
**DARK GREY**

**Part No.: YPC903110**

**Colour: DARK GREY**

**Cavities: 2WY**

**Harness: MAIN LH + RH HARNESS**



**Wire Chart**

CAV	TERMINAL	CSA	COL	CCT	DESTN
1	YPL500530	0.5D	RO	254	C2518
2	YPL500530	0.5D	B	254	C2518

**Service Repair Kits**

CSA	0.35- 0.50 CSA	
<b>Cavities: 1,2</b>		
418-411-09	SRK ITEM 1.0CSA	1
418-112	SRK ITEM	1
418-104	SRK ITEM R/B	1
418-107	SRK ITEM PIDG RED	1
418-117	SRK ITEM	1
418-116A	SRK ITEM	1
VUB900500		

CSA	0.35- 0.50 CSA	
<b>Cavities: 1,2</b>		
418-104	SRK ITEM R/B	1

418-107	SRK ITEM PIDG RED	I
418-112	SRK ITEM	I
418-116A	SRK ITEM	I
418-117	SRK ITEM	I
YMI902500	SRK ITEM	I
VUB902970		

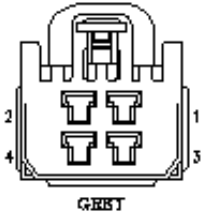
[Click here to print](#)

Connector: **C3762**

Description: **Main harness to engine compartment harness**

Location: **Beneath RH Front seat**

Qualifier:

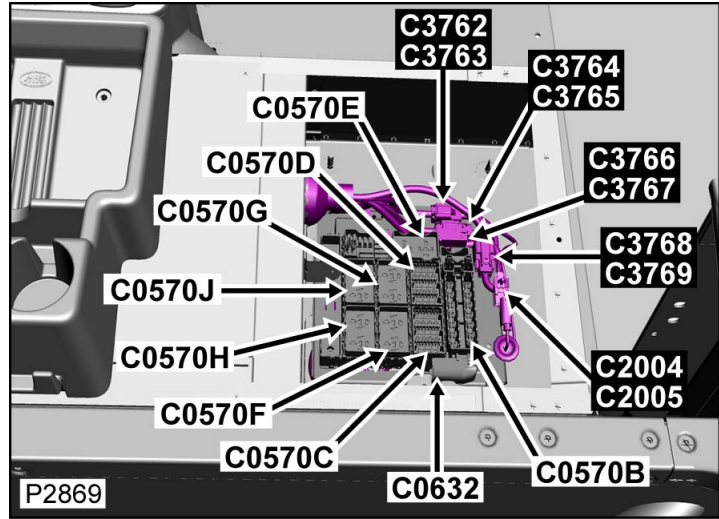


Part No.: **YPC911980**

Colour: **GREY**

Cavities: **4WY**

Harness: **MAIN LH + RH HARNESS**



**Wire Chart**

CAV	TERMINAL	CSA	COL	CCT	DESTN
1	YPL901130	2.5D	NW	9	C0501L
1	YPL901130	2.5D	NW	10	C0501R
2	YPL901140	4.0D	NR	9	C0501L
2	YPL901140	4.0D	BR	10	C0501R
3	YPL901020	6.0D	NW	139L	C0028L
3	YPL901020	6.0D	NW	200R	C0028R
4	YPL901020	6.0D	YR	499	C0190

**Service Repair Kits**

CSA	1.50- 2.50 CSA	
<b>Cavities: 1</b>		
418-411-53	SRK ITEM 2.5CSA	1
418-113	SRK ITEM	1
418-104	SRK ITEM R/B	1
418-108	SRK ITEM PIDG BLUE	1
418-117	SRK ITEM	1
418-116A	SRK ITEM	1
VUB900940		

CSA	1.50- 2.50 CSA	
<b>Cavities: 1</b>		
418-104	SRK ITEM R/B	1
418-108	SRK ITEM PIDG BLUE	1
418-113	SRK ITEM	1
418-116A	SRK ITEM	1

418-117	SRK ITEM	I
YMI902150	SRK ITEM	I
VUB902660		

<b>CSA</b>	<b>2.51 - 4.00 CSA</b>	
<b>Cavities: 2</b>		
418-411-60	SRK ITEM 4.0CSA	I
418-114	SRK ITEM	I
418-105	SRK ITEM Y	I
418-109	SRK ITEM PIDG YELLOW	I
418-117	SRK ITEM	I
418-116A	SRK ITEM	I
VUB901010		

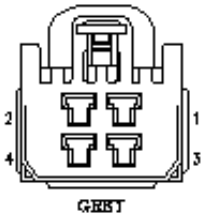
<b>CSA</b>	<b>2.51 - 4.00 CSA</b>	
<b>Cavities: 2</b>		
418-105	SRK ITEM Y	I
418-109	SRK ITEM PIDG YELLOW	I
418-114	SRK ITEM	I
418-116A	SRK ITEM	I
418-117	SRK ITEM	I
YMI902160	SRK ITEM	I
VUB902630		

**Connector: C3762**

**Description: Main harness to engine compartment harness**

**Location: Beneath RH Front seat**

**Qualifier:**

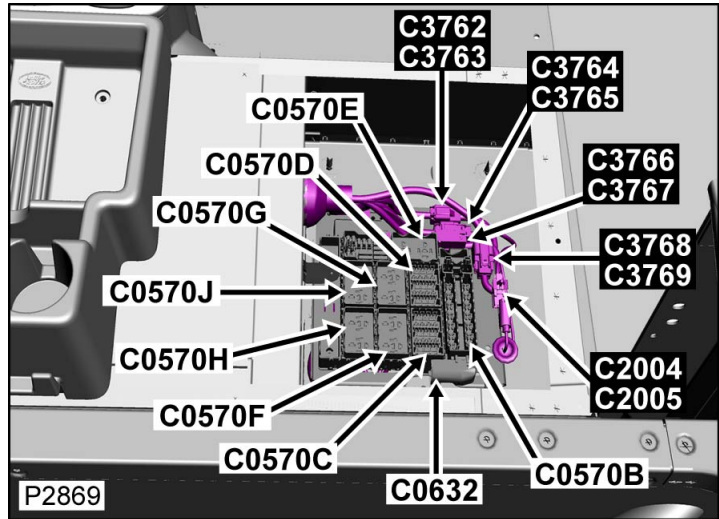


**Part No.: YPC911980**

**Colour: GREY**

**Cavities: 4WY**

**Harness: MAIN LH + RH HARNESS**



**Wire Chart**

CAV	TERMINAL	CSA	COL	CCT	DESTN
1	YPL901130	2.5D	NW	9	C0501L
1	YPL901130	2.5D	NW	10	C0501R
2	YPL901140	4.0D	NR	9	C0501L
2	YPL901140	4.0D	BR	10	C0501R
3	YPL901020	6.0D	NW	139L	C0028L
3	YPL901020	6.0D	NW	200R	C0028R
4	YPL901020	6.0D	YR	499	C0190

**Service Repair Kits**

CSA	1.50- 2.50 CSA	
<b>Cavities: I</b>		
418-411-53	SRK ITEM 2.5CSA	I
418-113	SRK ITEM	I
418-104	SRK ITEM R/B	I
418-108	SRK ITEM PIDG BLUE	I
418-117	SRK ITEM	I
418-116A	SRK ITEM	I
VUB900940		

CSA	1.50- 2.50 CSA	
<b>Cavities: I</b>		
418-104	SRK ITEM R/B	I
418-108	SRK ITEM PIDG BLUE	I
418-113	SRK ITEM	I
418-116A	SRK ITEM	I
418-117	SRK ITEM	I

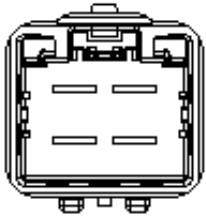
YMI902150	SRK ITEM	I
VUB902660		

<b>CSA</b>	<b>2.51 - 4.00 CSA</b>	
<b>Cavities: 2</b>		
418-411-60	SRK ITEM 4.0CSA	I
418-114	SRK ITEM	I
418-105	SRK ITEM Y	I
418-109	SRK ITEM PIDG YELLOW	I
418-117	SRK ITEM	I
418-116A	SRK ITEM	I
VUB901010		

<b>CSA</b>	<b>2.51 - 4.00 CSA</b>	
<b>Cavities: 2</b>		
418-105	SRK ITEM Y	I
418-109	SRK ITEM PIDG YELLOW	I
418-114	SRK ITEM	I
418-116A	SRK ITEM	I
418-117	SRK ITEM	I
YMI902160	SRK ITEM	I
VUB902630		

[Click here to print](#)

Connector: **C3763**



LIGHT GREY

Part No.: **YPC803390**

Colour: **LIGHT GREY**

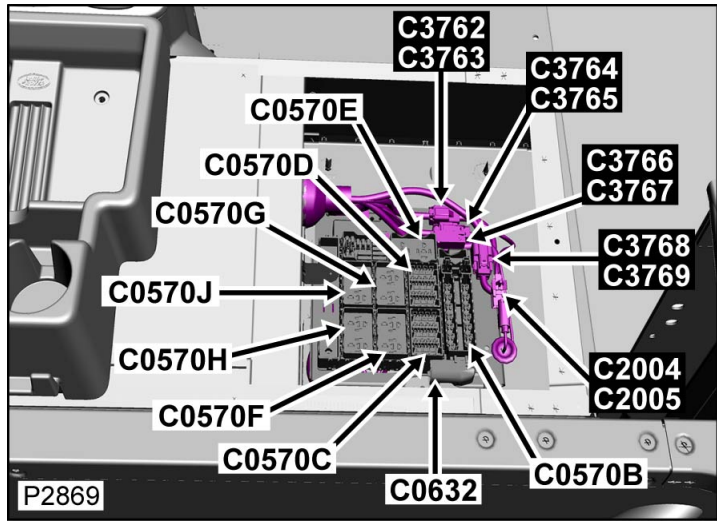
Cavities: **4WY**

Harness: **ENGINE COMPARTMENT FUSE BOX HARNESS**

Description: **Engine compartment harness to main harness**

Location: **Beneath RH Front seat**

Qualifier:



**Wire Chart**

CAV	TERMINAL	CSA	COL	CCT	DESTN
1	YPJ900160	2.5D	NW	I	C0570C
2	YPJ900170	4.0D	BR	I	C0570B
3	YPJ900530	6.0D	NW	499	C0570B
4	YPJ900530	6.0D	YR	499	C0570B

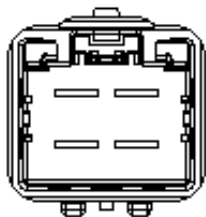
**Service Repair Kits**

CSA	4.00- 4.00 CSA	
<b>Cavities: 2</b>		
418-105	SRK ITEM Y	I
418-109	SRK ITEM PIDG YELLOW	I
418-114	SRK ITEM	I
418-116A	SRK ITEM	I
418-117	SRK ITEM	I
YMI901720	SRK ITEM	I
VUB902190		

CSA	1.50- 2.50 CSA	
<b>Cavities: 1</b>		
418-104	SRK ITEM R/B	I
418-108	SRK ITEM PIDG BLUE	I
418-113	SRK ITEM	I

418-116A	SRK ITEM	I
418-117	SRK ITEM	I
YMI901710	SRK ITEM	I
VUB902220		

**Connector: C3763**



LIGHT GREY

**Part No.: YPC803390**

**Colour: LIGHT GREY**

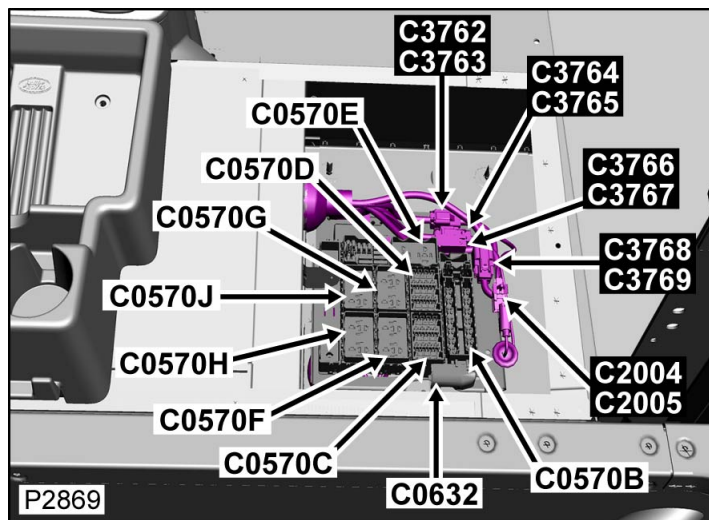
**Cavities: 4WY**

**Harness: ENGINE COMPARTMENT FUSE BOX HARNESS**

**Description: Engine compartment harness to main harness**

**Location: Beneath RH Front seat**

**Qualifier:**



**Wire Chart**

CAV	TERMINAL	CSA	COL	CCT	DESTN
1	YPJ900160	2.5D	NW	I	C0570C
2	YPJ900170	4.0D	BR	I	C0570B
3	YPJ900530	6.0D	NW	499	C0570B
4	YPJ900530	6.0D	YR	499	C0570B

**Service Repair Kits**

CSA	4.00- 4.00 CSA	
<b>Cavities: 2</b>		
418-105	SRK ITEM Y	I
418-109	SRK ITEM PIDG YELLOW	I
418-114	SRK ITEM	I
418-116A	SRK ITEM	I
418-117	SRK ITEM	I
YMI901720	SRK ITEM	I
VUB902190		

CSA	1.50- 2.50 CSA	

**Cavities: I**

418-104	SRK ITEM R/B	I
418-108	SRK ITEM PIDG BLUE	I
418-113	SRK ITEM	I
418-116A	SRK ITEM	I
418-117	SRK ITEM	I
YMI901710	SRK ITEM	I
VUB902220		

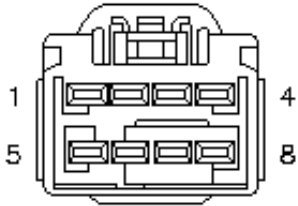
[Click here to print](#)

Connector: **C3764**

Description: **Main harness to engine compartment harness**

Location: **Beneath RH Front seat**

Qualifier:



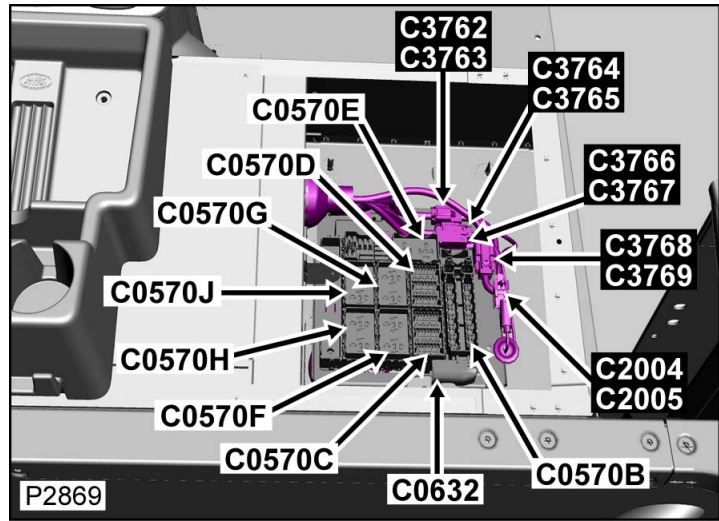
LIGHT GREY

Part No.: **YPC803370**

Colour: **LIGHT GREY**

Cavities: **8WY**

Harness: **MAIN LH + RH HARNESS**



**Wire Chart**

CAV	TERMINAL	CSA	COL	CCT	DESTN
1	YPL500450	2.5D	NU	200R	C0041
1	YPL500450	2.5D	NU	139L	C1082
2	YPL500450	2.5D	NP	766L	C0994L
2	YPL500450	2.5D	NP	766R	C0994R
3	YPL500450	2.5D	BG	14	C0280A
4	YPL500450	2.5D	NO	499	S/JOINT SJ30
5	YPL500450	2.5D	NS	254	C0376
6	YPL500450	2.5D	NR	499	C0448
7	YPL500450	2.5D	U	200R	C0041
7	YPL500450	2.5D	U	139L	C1082
8	YPL500450	2.5D	UR	139L	C0282L
8	YPL500450	2.5D	UR	200R	C0282R

**Service Repair Kits**

CSA	1.50- 2.50 CSA	
<b>Cavities: 1,2-8</b>		
418-411-17	SRK ITEM 2.5CSA	1
418-113	SRK ITEM	1
418-104	SRK ITEM R/B	1
418-108	SRK ITEM PIDG BLUE	1
418-117	SRK ITEM	1
418-116A	SRK ITEM	1
VUB900580		

CSA	1.50- 2.50 CSA	
<b>Cavities: 1,2-8</b>		
418-104	SRK ITEM R/B	1
418-108	SRK ITEM PIDG BLUE	1
418-113	SRK ITEM	1
418-116A	SRK ITEM	1

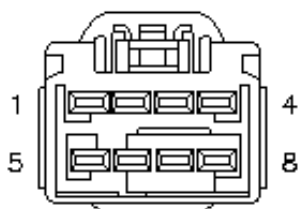
418-117	SRK ITEM	I
YMI901870	SRK ITEM	I
VUB902360		

**Connector: C3764**

**Description: Main harness to engine compartment harness**

**Location: Beneath RH Front seat**

**Qualifier:**



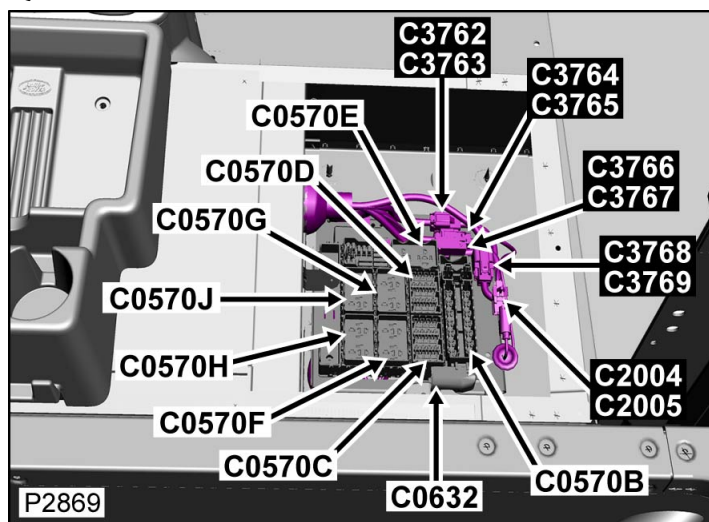
**LIGHT GREY**

**Part No.: YPC803370**

**Colour: LIGHT GREY**

**Cavities: 8WY**

**Harness: MAIN LH + RH HARNESS**



**Wire Chart**

CAV	TERMINAL	CSA	COL	CCT	DESTN
1	YPL500450	2.5D	NU	200R	C0041
1	YPL500450	2.5D	NU	139L	C1082
2	YPL500450	2.5D	NP	766L	C0994L
2	YPL500450	2.5D	NP	766R	C0994R
3	YPL500450	2.5D	BG	14	C0280A
4	YPL500450	2.5D	NO	499	S/JOINT SJ30
5	YPL500450	2.5D	NS	254	C0376
6	YPL500450	2.5D	NR	499	C0448
7	YPL500450	2.5D	U	200R	C0041
7	YPL500450	2.5D	U	139L	C1082
8	YPL500450	2.5D	UR	139L	C0282L

**Service Repair Kits**

CSA	1.50- 2.50 CSA	
<b>Cavities: 1,2-8</b>		
418-411-17	SRK ITEM 2.5CSA	I
418-113	SRK ITEM	I
418-104	SRK ITEM R/B	I
418-108	SRK ITEM PIDG BLUE	I
418-117	SRK ITEM	I
418-116A	SRK ITEM	I
VUB900580		

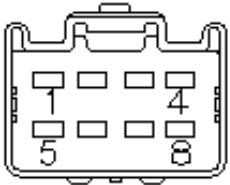
CSA	1.50- 2.50 CSA	
<b>Cavities: 1,2-8</b>		
418-104	SRK ITEM R/B	I

8	YPL500450	2.5D	UR	200R	C0282R
---	-----------	------	----	------	--------

418-108	SRK ITEM PIDG BLUE	I
418-113	SRK ITEM	I
418-116A	SRK ITEM	I
418-117	SRK ITEM	I
YMI901870	SRK ITEM	I
VUB902360		

[Click here to print](#)

Connector: **C3765**



LIGHT GREY

Part No.: **YPC804550**

Colour: **LIGHT GREY**

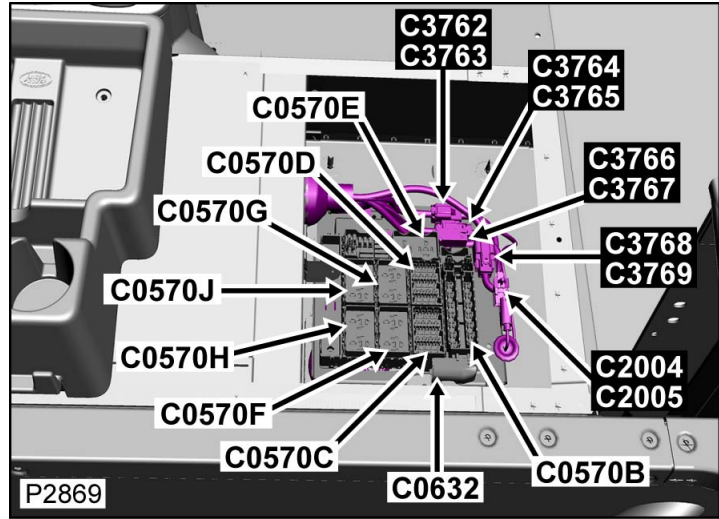
Cavities: **8WY**

Harness: **ENGINE COMPARTMENT FUSE BOX HARNESS**

Description: **Engine compartment harness to main harness**

Location: **Beneath RH Front seat**

Qualifier:



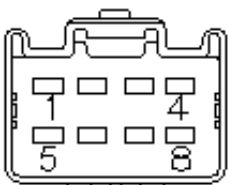
**Wire Chart**

CAV	TERMINAL	CSA	COL	CCT	DESTN
1	YPJ500310	2.5D	NU	499	S/JOINT SJ3
2	YPJ500310	2.5D	NP	766	C0570C
3	YPJ500310	2.5D	BG	14	C0570J
4	YPJ500310	2.5D	NO	499	C0570H
5	YPJ500310	2.5D	NS	254	C0570G
6	YPJ500310	2.5D	NR	499	C0570G
7	YPJ500310	2.5D	U	499	C0570J
8	YPJ500310	2.5D	UR	499	C0570J

**Service Repair Kits**

CSA	1.50- 2.50 CSA	
<b>Cavities: 1,2-8</b>		
418-411-16	SRK ITEM 2.5CSA	1
418-113	SRK ITEM	1
418-104	SRK ITEM R/B	1
418-108	SRK ITEM PIDG BLUE	1
418-117	SRK ITEM	1
418-116A	SRK ITEM	1
VUB900570		

Connector: **C3765**



LIGHT GREY

Part No.: **YPC804550**

Description: **Engine compartment harness to main harness**

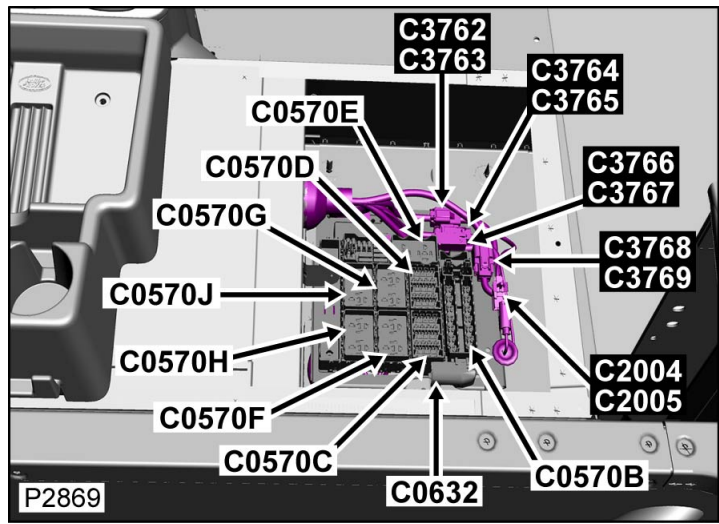
Location: **Beneath RH Front seat**

Qualifier:

**Colour: LIGHT GREY**

**Cavities: 8WY**

**Harness: ENGINE COMPARTMENT FUSE BOX HARNESS**



**Wire Chart**

CAV	TERMINAL	CSA	COL	CCT	DESTN
1	YPJ500310	2.5D	NU	499	S/JOINT SJ3
2	YPJ500310	2.5D	NP	766	C0570C
3	YPJ500310	2.5D	BG	14	C0570J
4	YPJ500310	2.5D	NO	499	C0570H
5	YPJ500310	2.5D	NS	254	C0570G
6	YPJ500310	2.5D	NR	499	C0570G
7	YPJ500310	2.5D	U	499	C0570J
8	YPJ500310	2.5D	UR	499	C0570J

**Service Repair Kits**

CSA	1.50- 2.50 CSA	
<b>Cavities: 1,2-8</b>		
418-411-16	SRK ITEM 2.5CSA	1
418-113	SRK ITEM	1
418-104	SRK ITEM R/B	1
418-108	SRK ITEM PIDG BLUE	1
418-117	SRK ITEM	1
418-116A	SRK ITEM	1
VUB900570		

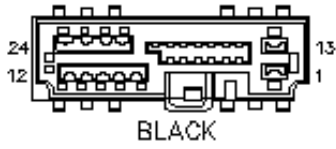
[Click here to print](#)

Connector: **C3766**

Description: **Main harness to engine compartment harness**

Location: **Beneath RH Front seat**

Qualifier:

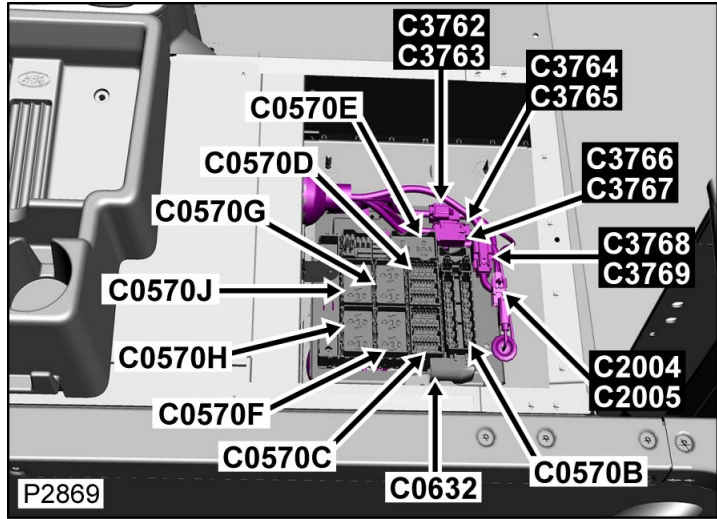


Part No.: **YPC803270**

Colour: **BLACK**

Cavities: **24WY**

Harness: **MAIN LH + RH HARNESS**



**Wire Chart**

CAV	TERMINAL	CSA	COL	CCT	DESTN
1	YPL500450	2.5D	NK	139L	C0582L
1	YPL500450	2.5D	NK	200R	C0582R
2	YPL500360	0.5D	RG	499	S/JOINT SJ70
3	YPL500360	0.5D	WG	254	C0195
4	YPL500360	0.5D	UB	14	C0872
5	YPL500360	0.5D	RB	254	S/JOINT SJ71
6	YPL500360	0.5D	WB	499	C0285
7	YPL500360	0.75D	BO	499	C0872
8	YPL500510	1.0D	G	254	S/JOINT SJ31
9	YPL500510	1.0D	RG	254	S/JOINT SJ17
10	YPL500510	1.0D	LGP	254	C0163
12	YPL500520	1.5D	WB	499	C0376
13	YPL500450	2.5D	P	499	C0376

**Service Repair Kits**

CSA	0.50- 0.75 CSA	
<b>Cavities: 2-7,14-17</b>		
418-411-45	SRK ITEM 2.50CSA	1
418-112	SRK ITEM	1
418-107	SRK ITEM PIDG RED	1
418-117	SRK ITEM	1
418-116A	SRK ITEM	1
VUB901480		

CSA	0.75- 1.00 CSA	
<b>Cavities: 8-10,21</b>		
418-411-13	SRK ITEM 1.0CSA	1
418-112	SRK ITEM	1
418-104	SRK ITEM R/B	1
418-107	SRK ITEM PIDG RED	1
418-117	SRK ITEM	1

14	YPL500360	0.5D	BS	14	S/JOINT SJ21
15	YPL500360	0.75D	PW	14	C0872
16	YPL500360	0.75D	U	254	C0872
17	YPL500360	0.5D	UR	499	C0872
21	YPL500510	1.0D	U	14R	S/JOINT SJ27
21	YPL500510	1.0D	U	14L	S/JOINT SJ26
22	YPL500520	1.5D	BG	14	C0448
23	YPL500520	1.5D	B	499	S/JOINT SJ11
24	YPL500450	2.0D	WG	139L	S/JOINT SJ45
24	YPL500450	2.0D	WG	200R	S/JOINT SJ32

418-116A	SRK ITEM	I
VUB900540		
<b>CSA</b>	<b>1.50- 2.50 CSA</b>	
<b>Cavities: 1,13,24</b>		
418-411-17	SRK ITEM 2.5CSA	I
418-113	SRK ITEM	I
418-104	SRK ITEM R/B	I
418-108	SRK ITEM PIDG BLUE	I
418-117	SRK ITEM	I
418-116A	SRK ITEM	I
VUB900580		

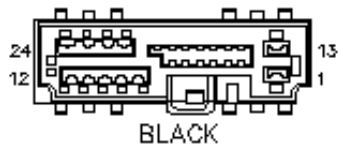
<b>CSA</b>	<b>1.50- 2.50 CSA</b>	
<b>Cavities: 1,13,24</b>		
418-104	SRK ITEM R/B	I
418-108	SRK ITEM PIDG BLUE	I
418-113	SRK ITEM	I
418-116A	SRK ITEM	I
418-117	SRK ITEM	I
YMI901870	SRK ITEM	I
VUB902360		

<b>CSA</b>	<b>1.50- 1.50 CSA</b>	
<b>Cavities: 12,22,23</b>		
418-112	SRK ITEM	I

418-107	SRK ITEM PIDG RED	I
418-117	SRK ITEM	I
418-116A	SRK ITEM	I
VUB901550		

CSA	1.50- 1.50 CSA	
<b>Cavities: 12,22,23</b>		
418-104	SRK ITEM R/B	I
418-108	SRK ITEM PIDG BLUE	I
418-113	SRK ITEM	I
418-116A	SRK ITEM	I
418-117	SRK ITEM	I
YMI901890	SRK ITEM	I
VUB902470		

**Connector: C3766**



**Part No.: YPC803270**

**Colour: BLACK**

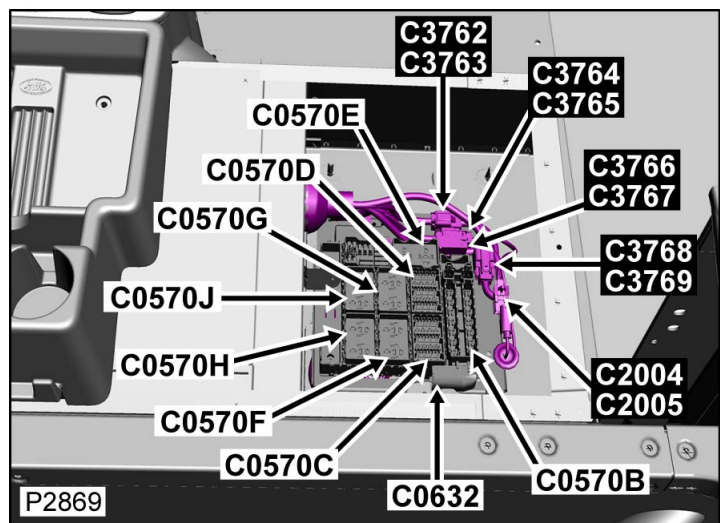
**Cavities: 24WY**

**Harness: MAIN LH + RH HARNESS**

**Description: Main harness to engine compartment harness**

**Location: Beneath RH Front seat**

**Qualifier:**



**Wire Chart**

CAV	TERMINAL	CSA	COL	CCT	DESTN
I	YPL500450	2.5D	NK	I39L	C0582L

**Service Repair Kits**

CSA	0.50- 0.75 CSA
<b>Cavities: 2-7,14-17</b>	

1	YPL500450	2.5D	NK	200R	C0582R
2	YPL500360	0.5D	RG	499	S/JOINT SJ70
3	YPL500360	0.5D	WG	254	C0195
4	YPL500360	0.5D	UB	14	C0872
5	YPL500360	0.5D	RB	254	S/JOINT SJ71
6	YPL500360	0.5D	WB	499	C0285
7	YPL500360	0.75D	BO	499	C0872
8	YPL500510	1.0D	G	254	S/JOINT SJ31
9	YPL500510	1.0D	RG	254	S/JOINT SJ17
10	YPL500510	1.0D	LGP	254	C0163
12	YPL500520	1.5D	WB	499	C0376
13	YPL500450	2.5D	P	499	C0376
14	YPL500360	0.5D	BS	14	S/JOINT SJ21
15	YPL500360	0.75D	PW	14	C0872
16	YPL500360	0.75D	U	254	C0872
17	YPL500360	0.5D	UR	499	C0872
21	YPL500510	1.0D	U	14R	S/JOINT SJ27
21	YPL500510	1.0D	U	14L	S/JOINT SJ26
22	YPL500520	1.5D	BG	14	C0448
23	YPL500520	1.5D	B	499	S/JOINT SJ11
24	YPL500450	2.0D	WG	139L	S/JOINT SJ45
24	YPL500450	2.0D	WG	200R	S/JOINT SJ32

418-411-45	SRK ITEM 2.50CSA	I
418-112	SRK ITEM	I
418-107	SRK ITEM PIDG RED	I
418-117	SRK ITEM	I
418-116A	SRK ITEM	I
VUB901480		

<b>CSA</b>	<b>0.75- 1.00 CSA</b>	
<b>Cavities: 8-10,21</b>		
418-411-13	SRK ITEM 1.0CSA	I
418-112	SRK ITEM	I
418-104	SRK ITEM R/B	I
418-107	SRK ITEM PIDG RED	I
418-117	SRK ITEM	I
418-116A	SRK ITEM	I
VUB900540		

<b>CSA</b>	<b>1.50- 2.50 CSA</b>	
<b>Cavities: 1,13,24</b>		
418-411-17	SRK ITEM 2.5CSA	I
418-113	SRK ITEM	I
418-104	SRK ITEM R/B	I
418-108	SRK ITEM PIDG BLUE	I
418-117	SRK ITEM	I
418-116A	SRK ITEM	I
VUB900580		

<b>CSA</b>	<b>I.50- 2.50 CSA</b>	
<b>Cavities: 1,13,24</b>		
418-104	SRK ITEM R/B	I
418-108	SRK ITEM PIDG BLUE	I
418-113	SRK ITEM	I
418-116A	SRK ITEM	I
418-117	SRK ITEM	I
YMI901870	SRK ITEM	I
VUB902360		

<b>CSA</b>	<b>I.50- I.50 CSA</b>	
<b>Cavities: 12,22,23</b>		
418-112	SRK ITEM	I
418-107	SRK ITEM PIDG RED	I
418-117	SRK ITEM	I
418-116A	SRK ITEM	I
VUB901550		

<b>CSA</b>	<b>I.50- I.50 CSA</b>	
<b>Cavities: 12,22,23</b>		
418-104	SRK ITEM R/B	I
418-108	SRK ITEM PIDG BLUE	I
418-113	SRK ITEM	I
418-116A	SRK ITEM	I
418-117	SRK ITEM	I
YMI901890	SRK ITEM	I



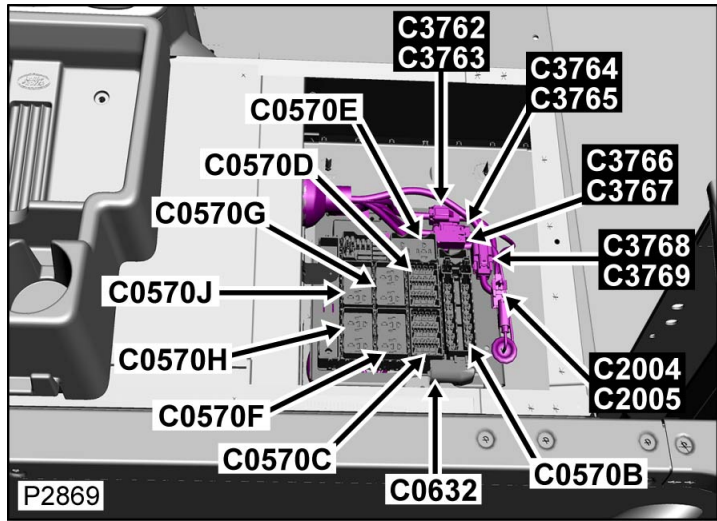
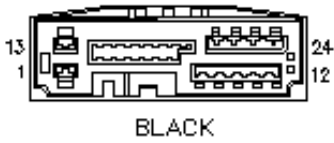
[Click here to print](#)

Connector: **C3767**

Description: **Engine compartment harness to main harness**

Location: **Beneath RH Front seat**

Qualifier:



Part No.: **YPC803290**

Colour: **BLACK**

Cavities: **24WY**

Harness: **ENGINE COMPARTMENT FUSE BOX HARNESS**

**Wire Chart**

CAV	TERMINAL	CSA	COL	CCT	DESTN
1	YPJ500310	2.5D	NK	499	C0570B
2	YPJ800250	0.5D	RG	254	C0570C
3	YPJ800250	0.5D	WG	499	C0570C
4	YPJ800250	0.5D	UB	14	C0570J
5	YPJ800250	0.5D	RB	254	C0570F
6	YPJ800250	0.5D	WB	499	C0570F
7	YPJ800250	0.75D	BO	1	C0570G
8	YPJ500160	1.0D	G	254	C0570D
9	YPJ500160	1.0D	RG	499	C0570D
10	YPJ500160	1.0D	LGP	499	C0570C
11	YPJ500160	1.0D	WG	499	C0570F
12	YPJ500140	1.5D	WB	499	C0570F
13	YPJ500310	2.5D	P	499	C0570C
14	YPJ800250	0.5D	BS	14	C0570E
15	YPJ800250	0.75D	BS	14	C0570E

**Service Repair Kits**

CSA	1.50- 2.50 CSA	
<b>Cavities: 1,13</b>		
418-411-16	SRK ITEM 2.5CSA	1
418-113	SRK ITEM	1
418-104	SRK ITEM R/B	1
418-108	SRK ITEM PIDG BLUE	1
418-117	SRK ITEM	1
418-116A	SRK ITEM	1
VUB900570		

CSA	0.75- 1.00 CSA	
<b>Cavities: 8- 11,21</b>		
418-411-12	SRK ITEM 1.0CSA	1
418-112	SRK ITEM	1
418-104	SRK ITEM R/B	1
418-107	SRK ITEM PIDG RED	1

16	YPJ800250	0.75D	U	254	C0570G
17	YPJ800250	0.5D	UR	499	S/JOINT SJ29
21	YPJ500160	1.0D	U	14	C0570E
22	YPJ500140	1.5D	BG	14	C0570E
23	YPJ500140	1.5D	B	499	S/JOINT S22

418-117	SRK ITEM	I
418-116A	SRK ITEM	I
VUB900530		

<b>CSA</b>	<b>0.75- 1.00 CSA</b>	
<b>Cavities: 8-11,21</b>		
418-104	SRK ITEM R/B	I
418-107	SRK ITEM PIDG RED	I
418-112	SRK ITEM	I
418-116A	SRK ITEM	I
418-117	SRK ITEM	I
YMI901590	SRK ITEM	I
VUB903300		

<b>CSA</b>	<b>0.50- 0.75 CSA</b>	
<b>Cavities: 2-7,14-17</b>		
418-411-47	SRK ITEM 0.75CSA	I
418-112	SRK ITEM	I
418-107	SRK ITEM PIDG RED	I
418-117	SRK ITEM	I
418-116A	SRK ITEM	I
VUB901210		

<b>CSA</b>	<b>0.50- 0.75 CSA</b>	
<b>Cavities: 2-7,14-17</b>		
418-104	SRK ITEM R/B	I

418-107	SRK ITEM PIDG RED	I
418-112	SRK ITEM	I
418-116A	SRK ITEM	I
418-117	SRK ITEM	I
YMI901640	SRK ITEM	I
VUB903340		

<b>CSA</b>	<b>I.50- I.50 CSA</b>	
<b>Cavities: 12,22,23</b>		
418-411-65	SRK ITEM I.5CSA	I
418-112	SRK ITEM	I
418-104	SRK ITEM R/B	I
418-107	SRK ITEM PIDG RED	I
418-117	SRK ITEM	I
418-116A	SRK ITEM	I
VUB901060		

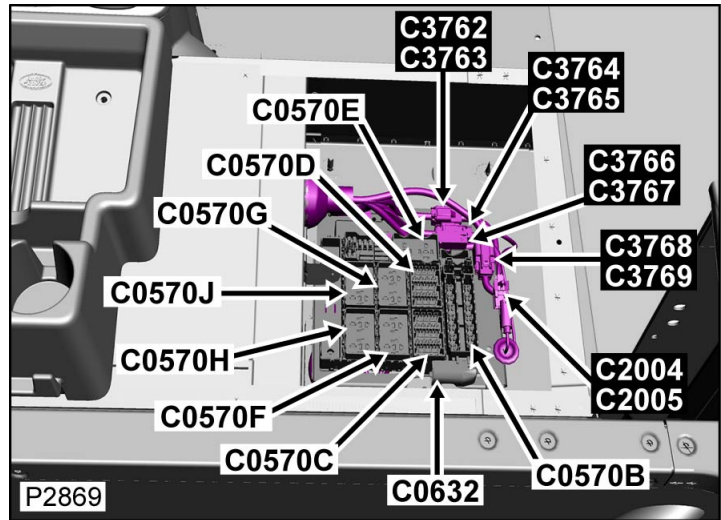
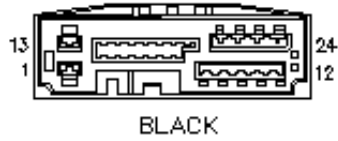
<b>CSA</b>	<b>I.50- I.50 CSA</b>	
<b>Cavities: 12,22,23</b>		
418-104	SRK ITEM R/B	I
418-108	SRK ITEM PIDG BLUE	I
418-113	SRK ITEM	I
418-116A	SRK ITEM	I
418-117	SRK ITEM	I
YMI901570	SRK ITEM	I
VUB903350		

**Connector: C3767**

**Description: Engine compartment harness to main harness**

**Location: Beneath RH Front seat**

**Qualifier:**



**Part No.: YPC803290**

**Colour: BLACK**

**Cavities: 24WY**

**Harness: ENGINE COMPARTMENT FUSE BOX HARNESS**

**Wire Chart**

CAV	TERMINAL	CSA	COL	CCT	DESTN
1	YPJ500310	2.5D	NK	499	C0570B
2	YPJ800250	0.5D	RG	254	C0570C
3	YPJ800250	0.5D	WG	499	C0570C
4	YPJ800250	0.5D	UB	14	C0570J
5	YPJ800250	0.5D	RB	254	C0570F
6	YPJ800250	0.5D	WB	499	C0570F
7	YPJ800250	0.75D	BO	1	C0570G
8	YPJ500160	1.0D	G	254	C0570D
9	YPJ500160	1.0D	RG	499	C0570D
10	YPJ500160	1.0D	LGP	499	C0570C
11	YPJ500160	1.0D	WG	499	C0570F
12	YPJ500140	1.5D	WB	499	C0570F
13	YPJ500310	2.5D	P	499	C0570C
14	YPJ800250	0.5D	BS	14	C0570E
15	YPJ800250	0.75D	BS	14	C0570E

**Service Repair Kits**

CSA	1.50- 2.50 CSA	
<b>Cavities: 1,13</b>		
418-411-16	SRK ITEM 2.5CSA	1
418-113	SRK ITEM	1
418-104	SRK ITEM R/B	1
418-108	SRK ITEM PIDG BLUE	1
418-117	SRK ITEM	1
418-116A	SRK ITEM	1
VUB900570		

CSA	0.75- 1.00 CSA	
<b>Cavities: 8-11,21</b>		
418-411-12	SRK ITEM 1.0CSA	1
418-112	SRK ITEM	1
418-104	SRK ITEM R/B	1
418-107	SRK ITEM PIDG RED	1

16	YPJ800250	0.75D	U	254	C0570G
17	YPJ800250	0.5D	UR	499	S/JOINT SJ29
21	YPJ500160	1.0D	U	14	C0570E
22	YPJ500140	1.5D	BG	14	C0570E
23	YPJ500140	1.5D	B	499	S/JOINT S22

418-117	SRK ITEM	I
418-116A	SRK ITEM	I
VUB900530		

<b>CSA</b>	<b>0.75- 1.00 CSA</b>	
<b>Cavities: 8-11,21</b>		
418-104	SRK ITEM R/B	I
418-107	SRK ITEM PIDG RED	I
418-112	SRK ITEM	I
418-116A	SRK ITEM	I
418-117	SRK ITEM	I
YMI901590	SRK ITEM	I
VUB903300		

<b>CSA</b>	<b>0.50- 0.75 CSA</b>	
<b>Cavities: 2-7,14-17</b>		
418-411-47	SRK ITEM 0.75CSA	I
418-112	SRK ITEM	I
418-107	SRK ITEM PIDG RED	I
418-117	SRK ITEM	I
418-116A	SRK ITEM	I
VUB901210		

<b>CSA</b>	<b>0.50- 0.75 CSA</b>	
<b>Cavities: 2-7,14-17</b>		
418-104	SRK ITEM R/B	I

418-107	SRK ITEM PIDG RED	I
418-112	SRK ITEM	I
418-116A	SRK ITEM	I
418-117	SRK ITEM	I
YMI901640	SRK ITEM	I
VUB903340		

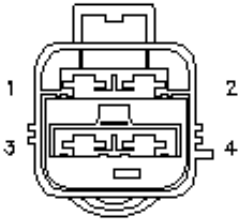
<b>CSA</b>	<b>I.50- I.50 CSA</b>	
<b>Cavities: 12,22,23</b>		
418-411-65	SRK ITEM I.5CSA	I
418-112	SRK ITEM	I
418-104	SRK ITEM R/B	I
418-107	SRK ITEM PIDG RED	I
418-117	SRK ITEM	I
418-116A	SRK ITEM	I
VUB901060		

<b>CSA</b>	<b>I.50- I.50 CSA</b>	
<b>Cavities: 12,22,23</b>		
418-104	SRK ITEM R/B	I
418-108	SRK ITEM PIDG BLUE	I
418-113	SRK ITEM	I
418-116A	SRK ITEM	I
418-117	SRK ITEM	I
YMI901570	SRK ITEM	I
VUB903350		



[Click here to print](#)

Connector: **C3768**



DARK GREY

Part No.: **YPC800050**

Colour: **DARK GREY**

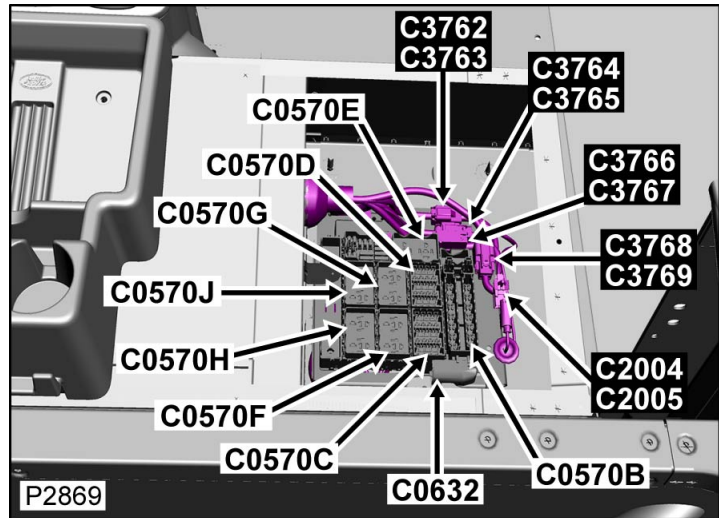
Cavities: **4WY**

Harness: **MAIN LH + RH HARNESS**

Description: **Main harness to engine compartment harness**

Location: **Beneath RH Front seat**

Qualifier:



**Wire Chart**

CAV	TERMINAL	CSA	COL	CCT	DESTN
1	YPJ900210	4.0D	WR	200R	C0090R
1	YPJ900210	4.0D	WR	139L	C0090L
2	YPJ900210	4.0D	NR	247L	C3416L
2	YPJ900210	4.0D	NR	247R	C3416R
2	YPJ900210	4.0D	NR	95L	C3416L
2	YPJ900210	4.0D	NR	95R	C3416R
3	YPJ900210	4.0D	N	139L	C0580L
3	YPJ900210	4.0D	N	200R	C0580R
4	YPJ900210	4.0D	W	139L	S/JOINT SJ3
4	YPJ900210	4.0D	W	200R	S/JOINT SJ4

**Service Repair Kits**

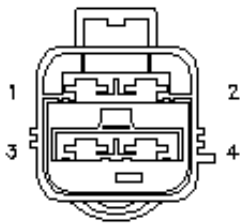
CSA	4.00- 4.00 CSA	
<b>Cavities: 1,2-4</b>		
418-105	SRK ITEM Y	1
418-109	SRK ITEM PIDG YELLOW	1
418-114	SRK ITEM	1
418-116A	SRK ITEM	1
418-117	SRK ITEM	1
YMI902350	SRK ITEM	1
VUB902820		

Connector: **C3768**

Description: **Main harness to engine compartment harness**

Location: **Beneath RH Front seat**

Qualifier:



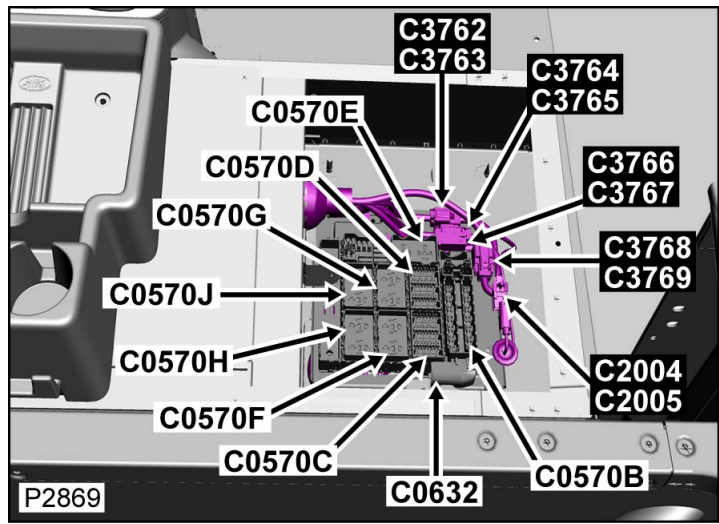
DARK GREY

Part No.: **YPC800050**

Colour: **DARK GREY**

Cavities: **4WY**

Harness: **MAIN LH + RH HARNESS**



**Wire Chart**

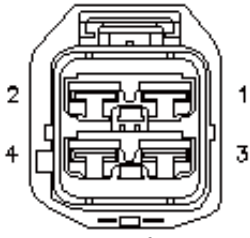
CAV	TERMINAL	CSA	COL	CCT	DESTN
1	YPJ900210	4.0D	WR	200R	C0090R
1	YPJ900210	4.0D	WR	139L	C0090L
2	YPJ900210	4.0D	NR	247L	C3416L
2	YPJ900210	4.0D	NR	247R	C3416R
2	YPJ900210	4.0D	NR	95L	C3416L
2	YPJ900210	4.0D	NR	95R	C3416R
3	YPJ900210	4.0D	N	139L	C0580L
3	YPJ900210	4.0D	N	200R	C0580R
4	YPJ900210	4.0D	W	139L	S/JOINT SJ3
4	YPJ900210	4.0D	W	200R	S/JOINT SJ4

**Service Repair Kits**

CSA	4.00- 4.00 CSA	
<b>Cavities: 1,2-4</b>		
418-105	SRK ITEM Y	1
418-109	SRK ITEM PIDG YELLOW	1
418-114	SRK ITEM	1
418-116A	SRK ITEM	1
418-117	SRK ITEM	1
YMI902350	SRK ITEM	1
VUB902820		

[Click here to print](#)

Connector: **C3769**



DARK GREY

Part No.: **YPC800070**

Colour: **DARK GREY**

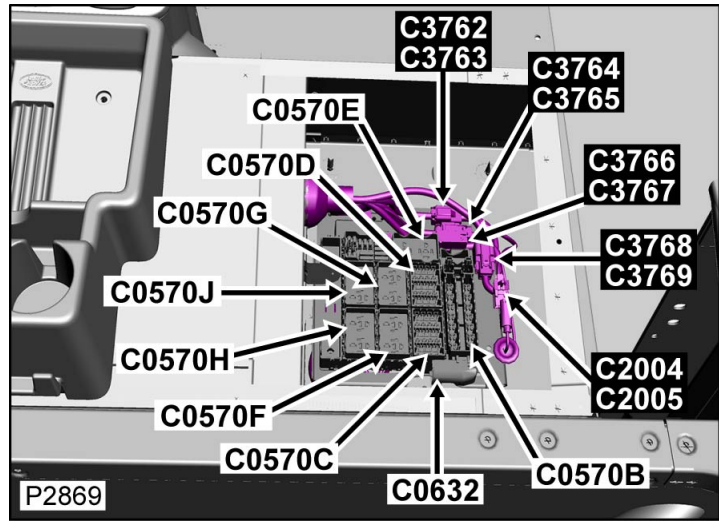
Cavities: **4WY**

Harness: **ENGINE COMPARTMENT FUSE BOX HARNESS**

Description: **Engine compartment harness to main harness**

Location: **Beneath RH Front seat**

Qualifier:



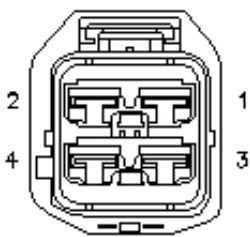
**Wire Chart**

CAV	TERMINAL	CSA	COL	CCT	DESTN
1	YPL500800	4.0D	WR	499	C0570G
2	YPL500800	4.0D	NR	499	C0570B
3	YPL500800	4.0D	N	499	C0570B
4	YPL500800	4.0D	W	499	C0570C

**Service Repair Kits**

CSA	4.00- 4.00 CSA	
<b>Cavities: 1,2-4</b>		
418-105	SRK ITEM Y	I
418-109	SRK ITEM PIDG YELLOW	I
418-114	SRK ITEM	I
418-116A	SRK ITEM	I
418-117	SRK ITEM	I
YMI902530	SRK ITEM	I
VUB903000		

Connector: **C3769**



DARK GREY

Description: **Engine compartment harness to main harness**

Location: **Beneath RH Front seat**

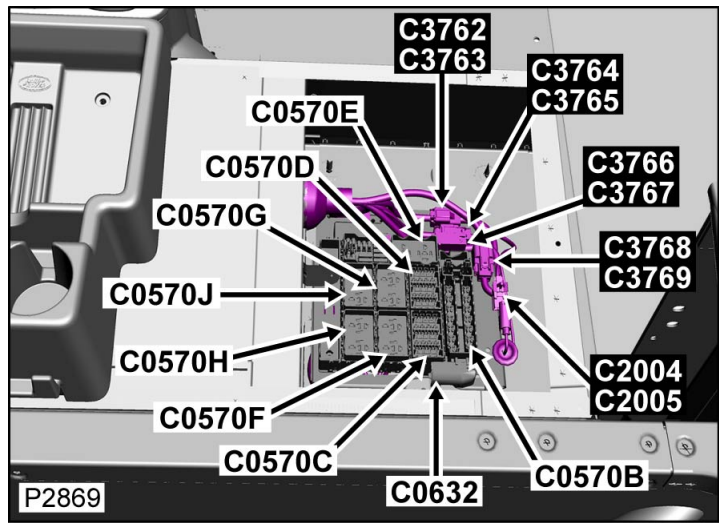
Qualifier:

**Part No.: YPC800070**

**Colour: DARK GREY**

**Cavities: 4WY**

**Harness: ENGINE COMPARTMENT FUSE  
BOX HARNESS**



**Wire Chart**

CAV	TERMINAL	CSA	COL	CCT	DESTN
1	YPL500800	4.0D	WR	499	C0570G
2	YPL500800	4.0D	NR	499	C0570B
3	YPL500800	4.0D	N	499	C0570B
4	YPL500800	4.0D	W	499	C0570C

**Service Repair Kits**

CSA	4.00- 4.00 CSA	
<b>Cavities: 1,2-4</b>		
418-105	SRK ITEM Y	I
418-109	SRK ITEM PIDG YELLOW	I
418-114	SRK ITEM	I
418-116A	SRK ITEM	I
418-117	SRK ITEM	I
YMI902530	SRK ITEM	I
VUB903000		